HOSE INDEX

SELECTION GUIDE

Click on Hose Codes to Be Linked to That Page

Page	Group	Product Codes	Construction	Normal Usage (See main Specification pages for details and Approvals)	Features & Benefits
6-7	HYDRAULIC	**R4HT / IROFSD** Oil Fuel Suction		Hydraulic suction & delivery hose for fuels & mineral oils with aromatic content ≤ 40%	Synthetic smooth oil resistant inner tube. 2 braids of textile & a metal spiral. MSHA
8		**IRFWSDH** FRAS Suction/Delivery		Hardwall FRAS hose for arduous air / water applications in u/ground coal mining	Electrically conductive NBR liner and CR cover meeting AS2660 requirements
9		**MPH** Multipurpose		High quality black multi-purpose hose with spiral wound textile reinforcement	Synthetic black rubber inner and outer. Abrasion and weather resistant. Oil resistant
10		**IRFAW** FRAS Air / Water		Softwall hose for arduous air/water applications in underground mining	Weather resistant black cover with orange spiral. Fire resistant / anti static rating
11		**LPHT** Textile braid Hi-Temp		Low pressure hydraulic fluids, aqueous emulsions, air transfer and water	Low pressure high temp. hose with oil resistant liner suited to push fit fittings
12		**R5HT** Hi-Temp. Truck Hose		Medium pressure air and hydraulic hose common on American equipment	Internal diameters match the inside diameter of copper tube to yield an unrestricted flow
13		**HTAB/HTFH** Engine & Air Brake		Specifically intended for trucking industry applications involving diesel fuel / air brakes	Black rubber with poyester textile outer cover for safe escape of entrapped air
15-16		**JW250 / JW400** Jet Wash Hose		Flexible high pressure compact hose for pressure cleaning with water and detergents	250 bar versions with 1-wire braid, 400 bar version with 2-wire braid
17-18		**R1AT / R1ATFS** One wire braid		Medium pressure hose for hydraulic fluids and aqueous emulsions and water	Normally black but R1ATFS has red cover to indicate use in fire suppression systems
19		**HT1** One wire braid		Medium pressure hose for hydraulic fluids, aqueous emulsions, water and air	Similar to R1AT but has increased flexibility, high temperature and also conveys air
20		**R2AT/2SC** Two wire braid		High pressure hose for hydraulic fluids and aqueous emulsions and water	Synthetic rubber oil resistant liner and abrasion resistant cover. 2 steel braids
21		**R2ATHT** High Temp. 2 wire hose		High pressure hose for hydraulic fluids and aqueous emulsions and water	As above but high temperature rubber formulation. Blue cover
22		**HT2** Two wire braid		High pressure hose for hydraulic fluids, aqueous emulsions, water and air	Similar to R2AT but has increased flexibility, high temperature and also conveys air
23		**JH70** Jacking Hose		High pressure hydraulic hose for jacking applications	Synthetic rubber oil resistant liner and abrasion resistant cover. 2 steel braids
24		**C21** Isobaric 210 bar		Isobaric (constant working pressure for all sizes) range of hoses exclusive to Pirtek. Simplifies hose selection in circuits of known working pressure 'PS' Suffix denotes extreme abrasion resistant sheath over the cover 'PC' Prefix denotes Komatsu® genuine hoses	Class 21 hoses suit 210 bar WP Class 25 hoses suit 250 bar WP Class 28 hoses suit 275 bar WP Class 35 hoses suit 350 bar WP Class 42 hoses suit 420 bar WP Class 45 hoses suit 450 bar WP
25, 29		**C25, PC25** Isobaric 250 bar			
26		**PC28PS** Isobaric 280 bar			
27, 30		**C35, PC35** Isobaric 350 bar			
28, 31		**C42, C42EH, PC42** Isobaric 420 bar			
32		**C45** Isobaric 450 bar		Large bore medium pressure hose for hydraulic fluids incl. aqueous emulsions	Spiral construction. Prolonged usage with water based fluids will corrode reinforcement
33		**JBF** Large Bore Hose		High pressure hose for transfer of LPG, butane-propane on stationary and mobile eqpm't.	Woven black poly cover with blue trace over single st. steel braid / teflon liner. AGA approved.
34		**LPG** LP Gas Hose		High pressure hose for transfer of LPG, butane-propane on stationary and mobile eqpm't.	Woven black poly cover with blue trace over single st. steel braid / teflon liner. AGA approved.
35		**R13C** 5000psi Spiral		High pressure multi-spiral hose for hydraulic fluids such as glycol, mineral oils, fuels, hydrocarbons etc. Provide flexibility and high temperature resistance	Compatible with Caterpillar® reusable fittings
36		**R12C** 4000-2500 psi Spiral			

HOSE INDEX

SELECTION GUIDE

Click on Hose Codes to Be Linked to That Page

Page	Group	Product Codes	Construction	Normal Usage (See main Specification pages for details and Approvals)	Features & Benefits
37	HYDRAULIC	**PE2** Two wire braid hybrid		Extreamely high pressure compact hose for hydraulic fluids, aqueous emulsions, air & water	Synthetic rubber oil resistant liner & abrasion resistant cover. Excellent flexability.
38	HYDRAULIC	**PE4_6** 350 Bar & 420 Bar Spiral hose		Extreamely high pressure with half bend radius of R13/R15 hose. For hydraulic fluids, aqueous emulsions, air & water	Synthetic rubber oil resistant liner & abrasion resistant cover. Excellent flexability.
39	MISC.	**WB SERIES** Water Blast Hoses		Very high constant pressure hose for water scaling systems. Suitable for passage of water and aqueous solutions	2.5 : 1 safety factor. Do not use in hydraulic systems
40	MISC.	**TPHC** Hand Cutter		Cut fabric braid rubber & thermoplastic hose.	
41	MISC.	**PSH**		Power steering hose	Ideal for use on modern cars to eliminate vibration & harmonics
42	THERMOPLASTIC	**30CT** Cold temp. hose	SYNFLEX 30CT	Flexible in cold temperatures (coldrooms). Small OD and good over sheaves	Constant 207 bar working pressure for all sizes. Perforated cover for gaseous applications
43	THERMOPLASTIC	**3JET** Water jetting hose	PIRJET	Medium pressure hose for water jetting and drain cleaning. Low elongation	Constant 207 bar working pressure for all sizes. Perforated cover for gaseous applications
44	THERMOPLASTIC	**30CTX2 / 30CTX3** Multi-Line hose		Commonly found in forklift applications in cold rooms	Constant 207 bar working pressure for all sizes. Hytrel core tube and perforated cover. 2 or 3 line
45	THERMOPLASTIC	**3130** General purpose R7	SYNFLEX 3130	General hydraulics, material handling, pneumatics, and agricultural equipment	The original SAE 100R7 design with nylon tube and urethane cover. Economical
46	THERMOPLASTIC	**3360X2** Twin forklift hose		Similar to 30CT except with nylon core tube	As for 30CT but with nylon tube and a wider range of sizes
47	THERMOPLASTIC	**37AL** R7 non-conductive	SYNFLEX 37AL	Non conductive hydraulic hose for aerial lift equipment	Polyester core and good cold weather flexibility. SAE 100R7 performance
48	THERMOPLASTIC	**37ALX2** Twinline non-conductive	SYNFLEX 37AL SYNFLEX 37AL	Non conductive twin line hydraulic hose for aerial lift equipment	Polyester core and good cold weather flexibility. SAE 100R7 performance
49	THERMOPLASTIC	**3800** Compact R8	SYNFLEX 3800	Pilot lines, general hydraulics, and machine tools at higher pressures than 100R7	Compact dimensions due to aramid fibre reinforcement - suits 100R7 fittings
50	THERMOPLASTIC	**3E80** Non-conductive R8	SYNFLEX 3E80	Non conductive hydraulic hose for aerial lift equipment with higher working pressures	Dimensionally as for 3R80 hose. Nylon core and orange urethane cover
51	THERMOPLASTIC	**3R80** General purpose R8	SYNFLEX 3R80	General hydraulics, material handling, forestry and construction	The original 100R8 with nylon core and urethane cover. Long impulse / flex life
52	THERMOPLASTIC	**3VE0** High Pressure Jacking	SYNFLEX 3VE0	Extreme pressure hose for high pressure jacks and rescue equipment	Orange cover signifies electrically non conductive hose
53	THERMOPLASTIC	**TP1W** One Wire Thermoplastic		Low temperature hydraulic & gas hose. Recommended for mobile equipment	Good cold weather and cold room flexability Good bend radius and kink resistance
54	THERMOPLASTIC	**TP2W** Two Wire Thermoplastic		High pressure hydraulic oils Polyols, Solvents, Paints/airless paint spray	Good chemical compatability - Nylon liner. Good bend radius and kink resistance
55	THERMOPLASTIC	**TPSCO** Sewer Cleaning Hose		For water applications in the high pressure cleaning field	Low volumetric expansion, good bend radius for hose reels and into pipes
56	THERMOPLASTIC	**TPR7** General Purpose R7		General hydraulics, material handling, pneumatics, and agricultural equipment	The original SAE 100R7 design with nylon tube and urethane cover. Economical
57	THERMOPLASTIC	**TPR7NC** Non-Conductive R7		Non conductive hydraulic hose for aerial lift equipment.	Polyester core and good cold weather flexibility. SAE 100R7 performance

PIRTEK

This page is part of a complete catalogue containing technical and safety data.
All data must be reviewed when selecting a product.
Pirtek reserve the right to change technical specifications without notice

HOSE INDEX

SELECTION GUIDE

Click on Hose Codes to Be Linked to That Page

Page	Group	Product Codes	Construction	Normal Usage (See main Specification pages for details and Approvals)	Features & Benefits
58		**TPR8** High Pressure R8		Pilot lines, general hydraulics, and machine tools at higher pressures than 100R7	R8 Performance with compact R7 dimensions
59		**TPR8NC** Non-conductive R8		Non conductive hydraulic hose for aerial lift equipment with higher working pressures	High pressure general hydraulic systems that may contact high voltage sources

Chemical Compatibility Tables Commence page 59

ORDERING PIRTEK ASSEMBLIES

Should you wish to describe a Pirtek hose assembly in an abbreviated form, please use the following format. A forward slash is used to separate each field. Product Codes for fittings can be found in Pirtek Catalogue Section C (except Mining Fittings Section U)

If spiral guard SSG-025 were fitted over the full length, the designation would be:

R1AT-12 / JF1-1712J / C614-1212J / 1200 / SSG-025

If both ends were fitted with the 45° flanged elbow set in alignment, the designation would appear:

R1AT-12 / C614-1212J / 1200 / 0

Generic Pattern : Hose / End A / End B / Length / Protection / Angle

WARNING

SAFETY PRECAUTIONS FOR THE USE OF PIRTEK® HOSE ASSEMBLIES

Your Personal Safety may directly or indirectly be compromised if the hose assembly is abused.

By following the INSTRUCTIONS below, the more common abuses of hose and hose assemblies can be avoided.

INSPECT the hose assembly before each use.

REPLACE the hose assembly immediately if:

A. The cover appears abnormal
B. You believe it may be abnormal
C. There is any fluid leakage
D. The fittings are damaged
E. The hose is damaged
F. Reinforcement is visible through the cover

DO NOT EXCEED the maximum working pressure of the hose.
DO NOT KINK the hose assembly.
DO NOT BEND beyond the specified minimum bend radius of the hose.
DO NOT EXPOSE to temperatures beyond the published maximums for the hose or fluid being conveyed.
DO NOT USE AS A STRENGTH MEMBER for pulling or lifting equipment. Use support cables for vertical installations.
USE ONLY WITH COMPATIBLE FLUIDS as outlined in the Chemical Compatibility Charts or as specifically approved in writing by Pirtek Fluid Systems.
PIN PRICK THE COVER of hoses used for compressed air above 17 bar or 250 psi to allow the safe escape of air that permeates through the liner and reinforcement (except STH, R5HT and 3130). The maximum working pressure and temperature must also be reduced by 30%.
Use only Pirtek HOSE AND FITTINGS COMBINATIONS as designated in their current assembly guidelines.
Use only Pirtek PROCEDURES and ASSEMBLY EQUIPMENT as published and maintained in their M.A.P.S. documentation.

- The use of conventional wire reinforced rubber hose often entails the pressure fluctuations of fluid.
- The factors concerned with such pressure fluctuations are generally classified into two: those stemming from the pump itself, and the others ascribable to external impacts imparted to the hose via the operating demands. The latter are considered to have the greater effect on the service life of the hose.
- External impulse pressure is estimated to be 150% of the set pressure (actual working pressure) of a relief valve, and sometimes exceeds 300%.

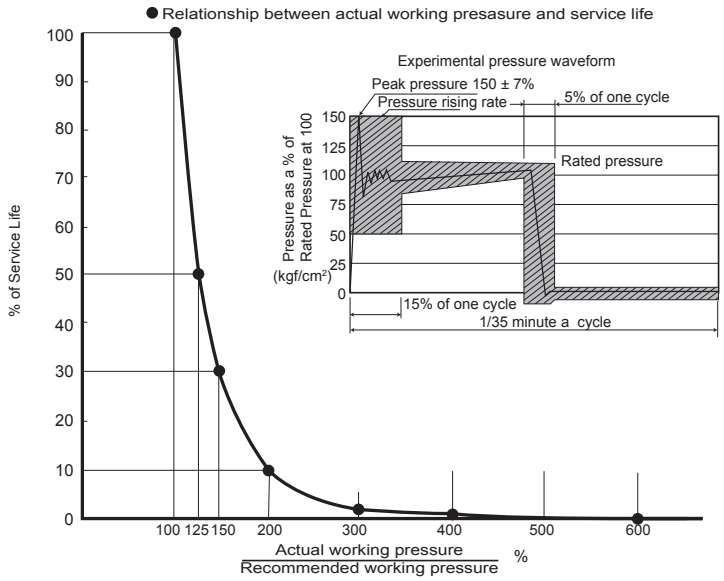

PIRTEK
This page is part of a complete catalogue containing technical and safety data.
All data must be reviewed when selecting a product.
Pirtek reserve the right to change technical specifications without notice

FAST FIND TABLE

SIZE, PRESSURE, TEMPERATURE

Product Code & Hose Type		Working Pressure (bar)																		Temp.	Pg.
dia. (ins.)		1/8	3/16	1/4	5/16	3/8	1/2	5/8	3/4	1	1 1/4	1 1/2	1 3/4	2	2 1/2	3	3 1/2	4	5	°C	
mm size		3.2	4.8	6.4		9.7	13.0	16.0	19.1	25.4	32.0	38.0		50.0	63.5	76.0	90.0	102	125.0		
R4HT	Hydraulic Suction/Delivery								21	17	14	10		10	10	13	13	13		-40°/+135°	6
IROFSD	Oil Fuel Suction								10	10	10	10	10	10	10	10		10	10	-20°/+100°	7
IRFWSDH	FRAS Air/Water Suction									20				20	20	20		20		-15°/+70°	8
MPH	Multipurpose			35	35	35	35	35	35	35										-40°/+100°	9
IRFAW	FRAS Air / Water						20		20	20	20	20		20	20	20		20		-15°/+70°	10
LPHT	Low pressure hydraulic			21		21	21	21	21											-40°/+149°	11
R5HT	High Temp 100R5	Unique diameters throughout range 3/16" to 1.13/16"																		-40°/+135°	12
HTAB/HTFH	Engine/Air Brake Hose	Unique diameters throughout range 3/16" to 1.3/8"																		-40°/+149°	13
JW250 / A	Jet Wash 250 bar			250		250														-40°/+155°	15
JW400 / A	Jet Wash 400 bar					400														-40°/+155°	16
R1AT	1-Wire Hydraulic		250	225	215	180	160	140	105	88	63	50		40						-40°/+100°	17
R1ATFS	Fire Suppression			225		180	160		105											-40°/+100°	18
HT1	SINGLE WIRE BRAID			225	215	180	160	130	105	88	63	50		40						-40°/+150°	19
R2AT/2SC	2-Wire Hydraulic		415	400	350	330	275	250	215	165	125	90		80	69/70	70				-40°/+100°	20
R2ATHT	2-Wire High Temp.			396		345	293	224	207	172										-40°/+150°	21
HT2	TWO WIRE BRAID			400	350	330	275	250	215	165	125	90		80						-40°/+150°	22
JH70	Jacking Hose			700		700														-40°/+100°	23
C21	Isobaric 210 bar													210						-40°/+120°	24
C25, PC25	Isobaric 250 bar							250	250	250	250	250								-40°/+120°	25,29
PC28PS	Isobaric 280 bar						280		280	280										-40°/+120°	26
C35, PC35	Isobaric 350 bar				380	350	350	350	350	350	350	350		350						-40°/+120°	27,30
C42, PC42	Isobaric 420 bar			420		420	420		420	420	420	420		420						-40°/+120°	28,31
C45	Isobaric 450 bar							450												-40°/+100°	32
JBF	Large Bore														140					-40°/+100°	33
LPG	LPG Gas Hose				26		26													-20°/+125°	34
R12C	4000-2500 psi Spiral					276	276	276	276	276	207	172		172						-40°/+121°	35
R13C	5000 psi Spiral								345	345	345	345		345						-40°/+120°	36
PE2	2 wire hybrid			450		390	350	290	280	250										-40°/+100°	37
PE4_6	4 & 6 wire spiral					420	420		420	420	350/420	420								-40°/+121°	38
WB 2	Water Blast						1100		1000											-40°/+80°	39
WB 3	Water Blast						1450													-40°/+80°	39
PSH	Power Steering					78														-40° /+100	41
30CT	Cold Temp Isobaric 207			207	207	207	207	207												-54°/+94°	42
3JET	Water Jetting Hose		331	331																-40°/+66°	43
30CTX2	Twin Line 30CT			207	207	207	207	207												-54°/+94°	44
3130	Medium Pressure	172	207	207	172	155	138		86	69										-40°/+100°	45
3360X2	Twin Line Forklift					207														-54°/+94°	46
37AL	Non-conductive		207	207	207	207	207													-54°/+100°	47
37ALX2	Twin Line 37AL				207	207	207													-54°/+100°	48
3800	High Pressure compact		345	345		276	241													-40°/+100°	49
3E80	HP Non-conductive			345		276	241													-40°/+100°	50
13R80	High Pressure		345	345		276	241		155	138										-40°/+100°	51
3VEO	High Pressure Jacking			689		551														-40°/+66°	52
TP1W	1 wire Thermoplastic		325	300	240	225	190													-54°/+100°	53
TP2W	2 wire Thermoplastic			400	350	330	275		215	165										-40°/+100°	54
TPSCO	Sewer Cleaning								207	207	207									-40°/+55°	55
TPR7	Medium Pressure R7	230	210	200	190	175	140													-54°/+100°	56
TPR7NC	Non-Conductive R7		210	200		175	140													-40°/+100°	57
TPR8	High Pressure R8	420	350	350		280	245		165	145										-40°/+100°	58
TPR8NC	Non-Conductive R8			350		280	245													-40°/+100°	59
STH	St Steel Teflon Hose		206	206	172	138	120	103	69	69										-55°/+240°	60

This page is part of a complete catalogue containing technical and safety data.
All data must be reviewed when selecting a product.
Pirtek reserve the right to change technical specifications without notice

R4HT
HIGH TEMP OIL SUCTION & DELIVERY

Construction

Inner Tube:
Black smooth NBR (Nitrile) compound, oil resistant

Reinforcement:
High strength synthetic cord plus embedded steel helix wire

Cover:
Black, smooth (wrapped finish) Hypalon rubber compound flame retardant, resistant to abrasion, oils and weathering

Applications

Hardwall hose for suction and delivery of oil at high temperatures in hydraulic systems. Extremely flexible.

Temperature Range:
-40°C up to +135°C mineral oil
-40°C up to +70°C water based fluids

Comment:
Lay line example may not be a true indication of current status. Refer Pirtek for current information

Reference Specifications

Tested in accordance with performance specifications:
SAE100 R4

Approvals:
MSHA
Prolonged usage with water based fluids at temperatures above 70°C will allow wire corrosion as a result of diffusion through the inner liner.

Hose Tails:
Pirtek 'J' Series & SF Series
L Series, Cam & Groove, Combination Steel (all with clamps)

Lay line example: Embossed text on black background. Note Comment above

PIRTEK R4 HIGH TEMP R4HT-32 50.8mm (2") 10 BAR (145 PSI) MSHA

Product Code	Nominal ID		OD	Pressure bar			Min bend radius	Weight
	mm	ins	mm	working	min burst	vacuum	mm	Kg/m
R4HT-12	19.1	3/4	30.5	21	83	0.9	60	0.66
R4HT-16	25.4	1	37	17	68	0.9	80	0.84
R4HT-20	31.8	1.1/4	44	14	56	0.9	100	1.02
R4HT-24	38.1	1.1/2	50	10	40	0.9	125	1.33
R4HT-32	50.8	2	63	10	40	0.9	150	1.71
R4HT-40	63.5	2.1/2	80	10	40	0.9	200	2.71
R4HT-48	76	3	92	13	52	0.9	240	3.28
R4HT-56	89	3.1/2	108	13	52	0.9	280	4.29
R4HT-64	102	4	121	13	52	0.9	320	4.80

This page is part of a complete catalogue containing technical and safety data.
All data must be reviewed when selecting a product.
Pirtek reserve the right to change technical specifications without notice

IROFSD

OIL / FUEL SUCTION & DELIVERY

Construction

Inner Tube:
Black smooth NBR (Nitrile) compound, oil resistant

Reinforcement:
High strength synthetic cord plus embedded steel helix wire and anti-static copper wire

Cover:
Black, smooth (wrapped finish) SBR weather resistant rubber compound

Applications

Light weight hardwall suction and delivery hose for fuels having an aromatic content up to 30%, and mineral oils. Suitable in hydraulic systems and for loading and unloading of tank trucks, refineries and maintenance shops

Temperature Range:
-20°C up to +100°C for mineral oils
-20ºC up to +70ºC for fuels

Comment:
Lay line example may not be a true indication of current status. Refer Pirtek for current information

Reference Specifications:

Limitations:
Not suitable for ester oils

Hose Tails:
Pirtek J,T, 932, 934, 954 Series crimp fittings L Series, Cam & Groove, Combination Steel (all with clamps)

Lay line example: Black text on yellow background. Note **Comment** above

PIRTEK OIL FUEL S/D IROFSD 10 BAR (150psi) WORK.PRESS.

Product Code	Nominal ID		OD	Pressure bar			Min bend radius	Weight
	mm	ins	mm	working	min burst	vacuum	mm	Kg/m
IROFSD-019	19	3/4	30	10	30	0.9	80	0.67
IROFSD-025	25	1	35	10	30	0.9	105	0.80
IROFSD-032	32	1.1/4	42	10	30	0.9	135	0.98
IROFSD-038	38	1.1/2	49.5	10	30	0.9	165	1.34
IROFSD-045	45	1.3/4	57	10	30	0.9	180	1.60
IROFSD-051	51	2	63	10	30	0.9	230	1.84
IROFSD-063	63	2.1/2	78	10	30	0.9	300	2.79
IROFSD-076	76	3	89	10	30	0.9	360	2.94
IROFSD-102	102	4	118	10	30	0.9	500	4.94
IROFSD-125	125	5	145	10	30	0.9	620	7.50

This page is part of a complete catalogue containing technical and safety data.
All data must be reviewed when selecting a product.
Pirtek reserve the right to change technical specifications without notice

IRFWSDH

FRAS AIR / WATER SUCTION & DELIVERY

Construction

Inner Tube:
Black, smooth, electrically conductive NBR (Nitrile) rubber compound

Reinforcement:
High strength synthetic cord plus helix wire

Cover:
Black smooth (wrapped finish) electrically conductive CR (Neoprene) synthetic rubber compound, fire, oil weathering and UV resistant

Applications

Hardwall hose designed for arduous air / water applications in underground coal mining, where fire resistant, anti static properties are required

Temperature Range:
-15°C up to +70°C

Comment:
Lay line example may not be a true indication of current status. Refer Pirtek for current information

Reference Speifications

Approvals:
Meets or exceeds
AS2660, incorporating AS1180.13A and AS1180.10B FRAS
FRAS Rated in all sizes

Hose Tails:
Industrial fittings
High pressure 2 or 4 bolt clamps
Pirtek "J" series & SF Series Crimp fittings

Lay line example: White text on orange background. Note Comment above

PIRTEK FRAS WATER SUCTION & DELIVERY IRFWSDH 20BAR (290PSI) W.P MEETS & EXCEEDS AS2660 CLASS B

Product Code	Nominal ID			OD	Pressure bar			Min bend radius	Weight
	DN	mm	ins	mm	working	min burst	vacuum	mm	kg/m
IRFWSDH-025†	25	25.4	1	42.5	20	80	0.9	125	1.34
IRFWSDH-051	50	50.8	2	71	20	80	0.9	255	2.58
IRFWSDH-063	63	63.5	2.1/2	84	20	80	0.9	320	3.27
IRFWSDH-076	75	76	3	97	20	80	0.9	375	3.96
IRFWSDH-102	100	102	4	124	20	70	0.9	610	5.71
IRFWSDH-152†	150	152	6	178	20	70	0.9	1000	11.46

† Subject to availability

This page is part of a complete catalogue containing technical and safety data.
All data must be reviewed when selecting a product.
Pirtek reserve the right to change technical specifications without notice

MPH
MULTIPURPOSE HOSE



Construction

Inner Tube:
Black, smooth NBR (Nitrile) seamless synthetic rubber, oil resistant

Reinforcement:
Two or four spirals of textile fibre

Cover:
Black CR (Neoprene) synthetic rubber compound resistant to abrasion, oils, ozone and weathering

Applications

Low pressure hose for fluids such as mineral and vegetable oils, aqueous emulsions, water, air and inert gases.

Temperature Range:
Water 0º C to +50º C (continuous)
Water 0º C to +70º C (temporary)
Air -40º C to +50º C (in case of air applications, pressure should be less than 15bar)
Other fluid -40°C up to +100°C
-40°C up to 70°C external ambient

Comment:
Lay line example may not be a true indication of current status. Refer Pirtek for current information

Reference Specifications

Exceeds SAE J 517 (100 R6)
Exceeds EN 854 R6
JIS B 8360

Impulse Testing:
400 000 cycles of JIS waveform @ 133% of working pressure (hose only) all sizes
Safety Factor 4:1

Hose Tails:
Pirtek 'P' Series all sizes, Hose Clamps not required and could possibly damage hose.
Pirtek 'T' Series option on 3/8, 1/2, 5/8 sizes

Lay line example: Green text on black background. Note **Comment** above

PIRTEK MULTI MPH-12 (3/4") 35BAR W.P. (500 PSI)

Product Code	Nominal ID		Reinforcement	OD	Pressure bar		Min bend radius	Weight
	mm	in		mm	working	min burst	mm	Kg/m
MPH-04	6.3	1/4	4 fabric spiral	14.0	35	140	55	0.15
MPH-05	8.0	5/16	4 fabric spiral	15.8	35	140	60	0.19
MPH-06	9.5	3/8	4 fabric spiral	17.4	35	140	65	0.21
MPH-08	12.7	1/2	4 fabric spiral	21.3	35	140	90	0.28
MPH-10	15.9	5/8	2 fabric spiral	23.5	35	140	110	0.30
MPH-12	19.0	3/4	4 fabric spiral	31.4	35	140	135	0.59
MPH-16	25.4	1	4 fabric spiral	37.5	35	140	170	0.74

IRFAW

FRAS AIR / WATER / STONEDUST



Construction

Inner Tube:
Black smooth electrically conductive NBR (Nitrile) oil resistant rubber compound

Reinforcement:
2 or 4 spiral plies of high strength synthetic cord

Cover:
Black smooth (wrapped finish) electrically conductive CR (Neoprene) rubber compound with orange spiral stripe. Fire, oil and weather resistant

Applications

Softwall hose designed for arduous air / water applications in underground coal mining, where fire resistant anti static properties are required

Temperature Range:
-15°C up to +70°C

Comment:
Lay line example may not be a true indication of current status. Refer Pirtek for current information

Reference Specifications

Approvals:
Meets or exceeds AS2660-91B, incorporating AS1180.13A and AS1180.10B FRAS

Hose Tails:
Industrial fittings / FFI Ferrules
High pressure 2 or 4 bolt clamps
Pirtek 'J' Series

Lay line example: Black text on orange background. Note **Comment** above

PIRTEK AIR / WATER / STONEDUST FRAS IRFAW 20 BAR (290 psi) WORK. PRESS. MEETS & EXCEEDS AS 2660 "CLASS B"

Product Code	Nominal ID		Reinforcement	OD	Pressure bar		Weight
	mm	in		mm	working	min burst	Kg/m
IRFAW-013	13	1/2	2 spiral plies	23	20	80	0.36
IRFAW-019	19	3/4	2 spiral plies	29	20	80	0.47
IRFAW-025	25	1	2 spiral plies	37	20	80	0.70
IRFAW-032	32	1.1/4	2 spiral plies	46	20	80	1.02
IRFAW-038	38	1.1/2	2 spiral plies	52.5	20	80	1.21
IRFAW-051	51	2	2 spiral plies	66	20	80	1.60
IRFAW-063	63.5	2.1/2	4 spiral plies	81	20	80	2.27
IRFAW-076	76	3	4 spiral plies	93	20	80	2.53
IRFAW-102	102	4	4 spiral plies	120	20	70	3.60

This page is part of a complete catalogue containing technical and safety data.
All data must be reviewed when selecting a product.
Pirtek reserve the right to change technical specifications without notice

LPHT
LOW PRESSURE HIGH TEMP. HOSE

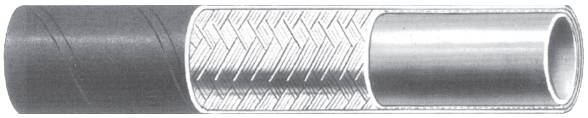

Construction

Inner Tube:
Seamless CPE/AQP rubber, oil resistant

Reinforcement:
One braid of polyester

Cover:
Blue CPE rubber, resistant to oils, ozone, flame and weathering

Applications

Low pressure textile braid hose for petroleum based hydraulic oil, lubricating fluids, diesel, unleaded petrol, aqueous emulsions, water and air. Not recommended for impulse applications.
Note: Not recommended for Ethanol/Methanol, including blends.(Excluding E10)

Temperature Range:
-40°C up to +149°C hydraulic, transmission oils (petroleum based) & Diesel
-40°C up to +100°C E10 & B20 (biodiesel)
0°C up to +82°C water, water based fluid & glycol (anti-freeze)
0°C up to +121°C air
-40°C up to +121°C ambient

Comment:
Lay line example may not be a true indication of current status. Refer Pirtek for current information

Reference Specifications

Approvals

MSHA 2G

Hose Tails:
Pirtek 'P' Series, Hose Clamps not required and could possibly damage hose.
Pirtek 'T' Series

Lay line example: Black text on blue background. Note Comment above

PIRTEK LOW PRESSURE HIGH TEMP LPHT-04 6.4mm (1/4") 21 bar (304 PSI) W.P MSHA

Product Code	Nominal ID		OD	Pressure bar			Min bend radius	Weight
	mm	in	mm	working	min burst	Vacuum	mm	Kg/m
LPHT-04	6.4	1/4	12.4	21	84	0.9	76.2	0.12
LPHT-06	9.5	3/8	16.0	21	84	0.9	76.2	0.18
LPHT-08	12.7	1/2	19.0	21	84	0.9	127.0	0.22
LPHT-10	15.9	5/8	23.1	21	84	0.6	152.4	0.31
LPHT-12	19.1	3/4	26.4	21	84	0.6	177.8	0.37

R5HT
LOW PRESSURE HOSE

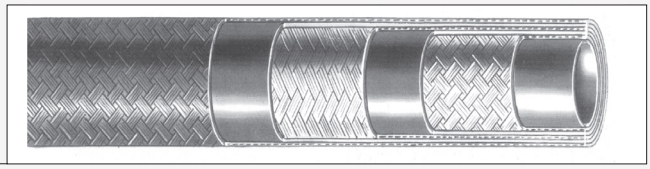

Construction

Inner Tube:
Seamless CPE/AQP rubber, oil resistant

Reinforcement:
One textile braid and one braid of high tensile steel wire

Cover:
Black synthetic rubber with blue polyester textile outer braid resistant to abrasion, oils, ozone and weathering. Permeable cover allows safe escape of entrapped air when used to conduct high pressure air

Applications

Low to medium pressures hose that will handle high temperature hydraulic fluids such as mineral and vegetable oils, diesel, B20, petrol, E10, aqueous emulsions, water, air and inert gases

Temperature Range:
-40°C up to +149°C hydraulic, transmission oils (petroleum based) & Diesel
-40°C up to +100°C E10 & B20 (biodiesel)
0°C up to +82°C water, water based fluid & glycol (anti-freeze)
0°C up to +121°C air
-40°C up to +121°C ambient

Comment:
Lay line example may not be a true indication of current status. Refer Pirtek for current information

Reference Specifications

Approvals:
Exceeds SAE J 517 (100 R5)

Hose Tails:
Pirtek 'A' Series (field attachable)
Pirtek 'R' Series (crimp)

Lay line example: White ink-jet text on blue background. Note **Comment** above

PIRTEK HI-TEMP 8.3MM (5/16") R5HT-06 155 BAR (2,250PSI) WORK. PRESS: 150°C./SAE J1402 TYPE AII 2Q04 BATCH 0037

Product Code	Nominal ID		OD	Pressure bar		Min bend radius	Weight
	mm	in	mm	working	min burst	mm	Kg/m
R5HT-04	5.1	3/16	13.2	207	827	76	0.19
R5HT-05	6.8	1/4	14.8	207	827	86	0.24
R5HT-06	8.3	5/16	17.1	155	620	102	0.34
R5HT-08	10.7	13/32	19.5	138	552	117	0.39
R5HT-10	13.2	1/2	23.4	121	483	140	0.55
R5HT-12	16.4	5/8	27.4	103	414	165	0.69
R5HT-16	22.8	7/8	31.4	55	221	187	0.66
R5HT-20	29.2	1.1/8	38.1	43	172	229	0.78
R5HT-24	35.5	1.3/8	44.4	34	138	267	1.00
R5HT-32 †	46.6	1.13/16	56.2	20.7	83	337	1.40

† Does not comply with SAE 100R5 operating pressure of 24 bar or minimum burst pressure of 96 bar

This page is part of a complete catalogue containing technical and safety data.
All data must be reviewed when selecting a product.
Pirtek reserve the right to change technical specifications without notice

HTAB / HTFH

ENGINE & AIR BRAKE* HOSE
EXTRA FLEXIBLE LOW PRESSURE HOSE

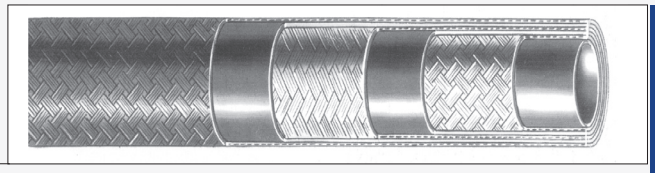

Construction

Inner Tube:
Seamless CPE/AQP rubber, oil resistant

Reinforcement:
One polyester braid and one braid of high tensile steel wire

Cover:
Black synthetic rubber with black polyester textile outer braid resistant to abrasion, oils, ozone and weathering. Permeable cover allows safe escape of entrapped air when used to conduct high pressure air

Applications

Low to medium pressures hose that will handle high temperature hydraulic fluids such as mineral and vegetable oils, aqueous emulsions, diesel, B20, petrol, E10 fuels, lubricating oils, coolants, water, air and inert gases

Temperature Range:
-40°C up to +149°C hydraulic, transmission oils (petroleum based) & Diesel
-40°C up to +100°C E10 & B20 (biodiesel)
0°C up to +82°C water, water based fluid & glycol (anti-freeze)
0°C up to +121°C air
-40°C up to +121°C ambient

Comment:
Lay line example may not be a true indication of current status. Refer Pirtek for current information

Reference Specifications

* SAE J1402 Type AII in sizes -04 through -12
DOT Regulation FMVSS106
Consult Pirtek for specific Industry Approvals

Hose Tails:
Pirtek 'A' Series (Field Attachable)
Pirtek 'R' Series (Crimp)

Lay line example: White Ink-Jet on black background. Note **Comment** above

PIRTEK HI-TEMP AIR BRAKE 7.9MM (5/16") HTAB-06 103 BAR (1500PSI) WORK. PRESS: 149°C. SAE J1402 TYPE AII 2Q07

PIRTEK HI-TEMP FLEX HOSE 22.4MM (7/8") HTFH-16 28 BAR (400PSI) WORK. PRESS: 149°C. 2Q07

Product Code	Nominal ID		OD	Pressure bar		Min bend radius	Weight
	mm	in	mm	working	min burst	mm	Kg/m
HTAB-04	4.8	3/16	13.7	138	552	19.1	0.19
HTAB-05	6.4	1/4	15.7	103	412	25.4	0.24
HTAB-06	7.9	5/16	17.7	103	412	31.8	0.28
HTAB-08	10.4	13/32	20.1	86	345	44.5	0.33
HTAB-10	12.7	1/2	24.0	86	345	57.2	0.50
HTAB-12	15.9	5/8	27.9	52	207	69.9	0.58
HTFH-16	22.4	7/8	32.3	28	110	88.9	0.55
HTFH-20	28.7	1.1/8	38.9	21	83	114.3	0.68
HTFH-24	35.1	1.3/8	46.0	17	69	139.7	0.85

This page is part of a complete catalogue containing technical and safety data.
All data must be reviewed when selecting a product.
Pirtek reserve the right to change technical specifications without notice

PIRTEK

This page is part of a complete catalogue containing technical and safety data.
All data must be reviewed when selecting a product.
Pirtek reserve the right to change technical specifications without notice

JW250 / JW250A
JET WASH HOSE



Construction

Inner Tube: Synthetic rubber, resistant to water and detergents in aqueous solution

Reinforcement:
One braid of high tensile steel wire

Cover:
Pin pricked blue synthetic rubber resistant to abrasion, oils, ozone and weathering. Specify JW250A for an even higher level of abrasion resistance with black cover

Applications

Extremely flexible, high pressure compact hose for pressure cleaners. Suitable for conducting water and detergents in aqueous solution

Temperature Range:
-40°C up to +155°C

† Comments:
Not suitable for steam and hydraulic applications. Lay line examples may not be a true indication of current status. Refer Pirtek for current information

Hose Tails:
Pirtek 'K' Series all sizes

Lay line example: Embosed text on blue cover (standard cover). Embossed text on black cover (abrasion resistant cover). **Note:** Comment above

PIRTEK JETWASH 9.5 mm (3/8") JW250-06 250 BAR (3625 PSI) WORK PRESS MAX 155°C

PIRTEK JETWASH 6.5 mm (1/4") JW250A-04 250 BAR (3625 PSI) WORK PRESS MAX 155°C ABRASION RESISTANT COVER

Product Code	Nominal ID		OD mm		Pressure bar		Min bend radius	Weight
	mm	in	Wire	Cover	working	min burst	mm	Kg/m
JW250-04	6.4	1/4	9.9	11.8	250	1000	35	0.16
"JW250-04 SERIES II"	6.4	1/4	10.2	12.5	250	1000	60	0.18
JW250A-04	6.4	1/4	9.9	11.8	250	1000	35	0.16
"JW250A-04 SERIES II"	6.4	1/4	10.2	12.5	250	1000	60	0.18
JW250-06	9.6	3/8	13.2	16.5	250	950	75	0.29
"JW250-06 SERIES II"	9.6	3/8	12.8	16.5	250	1000	75	0.29



JWH-06	Blue strain reliever to suit JW250-06 and JW250A-06 hose

JW400 / JW400A
2-WIRE JET WASH HOSE



Construction

Inner Tube: Synthetic rubber, resistant to water and detergents in aqueous solution

Reinforcement:
Two braid of high tensile steel wire

Cover:
Pin pricked blue synthetic rubber resistant to abrasion, oils, ozone and weathering. Specify JW400A for an even higher level of abrasion resistance with black cover

Applications

Extremely flexible, high pressure compact hose for pressure cleaners. Suitable for conducting water and detergents in aqueous solution

Temperature Range:
-40°C up to +155°C

† Comments:
Not suitable for steam and hydraulic applications
Lay line examples may not be a true indication of current status. Refer Pirtek for current information

Hose Tails:
Pirtek 'K' Series all sizes

Lay line example: Embosed text on blue cover (standard cover). Embossed text on black cover (abrasion resistant cover). **Note:** Comment above

PIRTEK JETWASH 9.5 mm (3/8") JW400-06 400 BAR (5800 PSI) WORK PRESS MAX 155°C

PIRTEK JETWASH 69.5 mm (3/8") JW400A-06 400 BAR (5800 PSI) WORK PRESS MAX 155°C ABRASION RESISTANT COVER

Product Code	Nominal ID		OD mm		Pressure bar		Min bend radius	Weight
	mm	in	Wire	Cover	working	min burst	mm	Kg/m
JW400-06	9.5	3/8	14.8	16.8	400	1320	90	0.37
"JW400-06 SERIES II"	9.5	3/8	15.4	17.3	400	1556	90	0.4
JW400A-06	9.5	3/8	14.8	16.8	400	1320	90	0.37
"JW400A-06 SERIES II"	9.5	3/8	15.4	17.3	400	1556	90	0.4



JWH-06	Blue strain reliever to suit JW400-06 and JW400A-06 hose

This page is part of a complete catalogue containing technical and safety data.
All data must be reviewed when selecting a product.
Pirtek reserve the right to change technical specifications without notice

R1AT
SINGLE WIRE BRAID

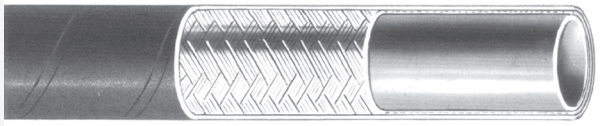

Construction

Inner Tube:
Seamless NBR (Nitrile) rubber, oil resistant

Reinforcement:
One braid of high tensile steel wire

Cover:
Black synthetic rubber resistant to abrasion, oils, ozone and weathering

Applications

Medium pressure hose for hydraulic fluids such as mineral oils, aqueous emulsions, water, air and inert gases

Temperature Range:
-40°C up to +100°C mineral oil
-40°C up to +60°C water based fluids
0°C up to +60°C water
0°C up to +50°C air
-40°C up to +70°C ambient
Cover must be pin pricked if hose is to be used to convey air above 17 bar

Comment:
Lay line example may not be a true indication of current status. Refer Pirtek for current information.

Reference Specifications

Tested in accordance with performance specifications:
SAE100 R1AT S
EN853 1SN

Approvals:
AS2660 test requirements-
AS1180 10B and AS1180.13A (FRAS)
MSHA
Prolonged usage with water or water based fluids at temperatures above 70°C will allow wire corrosion as a result of diffusion through the inner liner

Hose Tails:
Pirtek 'K' Series to 5/8"
Pirtek 'J' Series 3/4" to 2"

Lay line example: White text on black background. Note **Comment** above

***PIRTEK* SAE 100R1 AT TYPE S R1AT-04 6.4 mm (1/4") 225 BAR (3263 PSI) FRAS**

Product Code	Nominal Diameter			Reinforce-ment	OD mm (AVG)	Pressure bar		Min. bend radius	Weight
	DN	inch	mm		Cover	working	burst	mm	kg/m
R1AT-03 †	5	3/16	4.9	1 braid	11.8	250	1000	90	0.18
R1AT-04	6	1/4	6.4	1 braid	13.3	225	900	100	0.23
R1AT-05 †	8	5/16	7.9	1 braid	15.0	215	850	115	0.27
R1AT-06	10	3/8	9.5	1 braid	17.3	180	720	125	0.37
R1AT-08	13	1/2	12.7	1 braid	20.3	160	640	180	0.45
R1AT-10	16	5/8	15.9	1 braid	23.5	130	520	201	0.50
R1AT-12	20	3/4	19.1	1 braid	27.5	105	420	240	0.62
R1AT-16	25	1	25.4	1 braid	35.6	88	352	300	0.93
R1AT-20	32	1 1/4	31.8	1 braid	43.2	63	252	420	1.36
R1AT-24	40	1 1/2	38.1	1 braid	50.4	50	200	500	1.70
R1AT-32	50	2	50.8	1 braid	64.3	40	160	630	2.43

† Non-standard product. Available to special order

R1ATFS

SINGLE WIRE BRAID
FIRE SUPPRESSION APPROVAL

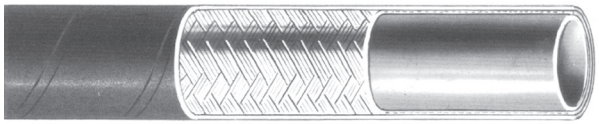

Construction

Inner Tube:
Seamless synthetic rubber, resistant. to oil.

Reinforcement:
One braid of high tensile steel wire.

Cover:
Red synthetic rubber resistant to abrasion, oils, ozone and weathering

Applications

Medium pressure hose for hydraulic fluids such as mineral and vegetable oils, aqueous emulsions and water.

Temperature Range:
-40°C up to +100°C (125°C intermittent)

Comment:
Lay line example may not be a true indication of current status. Refer Pirtek for current information.

Reference Specifications

SAE J 517 (SAE 100R1AT)
EN 853 1SN
Former DIN 20022 1SN (part 3)
Meets hose requirements outlined in AS5062

Approvals:
MSHA 2G in all sizes
Approved within Australia for use on fire suppression systems

Hose Tails:
Pirtek 'K' Series to 5/8"
Pirtek 'J' Series 3/4"

Lay line example: White text on red background. Note **Comment** above

PIRTEK R1ATFS — DIN EN 853 1SN 25mm (1") R1AT-16 88 BAR (1,200 PSI) WORK. PRESS. MSHA

Product Code	Nominal Diameter			OD mm		Pressure bar		Min. bend radius	Weight
	DN	inch	mm	Wire	Cover	working	burst	mm	kg/m
R1ATFS-04	6	1/4	6.4	11.1	13.4	225	900	100	0.23
R1ATFS-06	10	3/8	9.5	15.1	17.4	180	720	130	0.33
R1ATFS-08	12	1/2	12.7	18.3	20.6	160	640	180	0.41
R1ATFS-12	19	3/4	19.0	25.4	27.7	105	420	240	0.61

This page is part of a complete catalogue containing technical and safety data.
All data must be reviewed when selecting a product.
Pirtek reserve the right to change technical specifications without notice

HT1
SINGLE WIRE BRAID HIGH TEMPERATURE

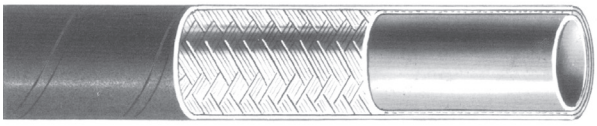

Construction

Inner Tube:
High temperature synthetic rubber, resistant. to oil.

Reinforcement:
One braid of high tensile steel wire.

Cover:
Blue synthetic rubber resistant to abrasion, oils, ozone and weathering

Applications

High temperature hose.
Hydraulic oils, both mineral and biological; Polyglycol base oils, water-oil emulsions and water.

Temperature Range:
Hydraulic oils: -40°C up to +135°C occasional peaks up to +150°C
Polyglycol base oils, water-oil emulsions and water: up to +85°C
Air: (with Oil mist) up to 135°C
Not suitable with dry air.

Comment:
Lay line example may not be a true indication of current status. Refer Pirtek for current information.

Reference Specifications

Tested in accordance with performance specifications:
SAE100 R1AT
EN853 1SN

Approvals:
MSHA

Hose Tails:
Pirtek 'J' Series

Lay line example: Embossed text on blue background. Note **Comment** above

INTERTRACO FlexIT HTI DN25-1" - HIGH TEMP 135°C - 275°F EN853 1SN SAE100R1AT WP 88 -1250PSI MSHA

Product Code	Nominal Diameter			Reinforce-ment	OD mm	Pressure bar		Min. bend radius	Weight
	DN	inch	mm		Cover	working	burst	mm	kg/m
HT1-04 †	6	1/4	6.4	1 braid	13.2	225	900	100	0.21
HT1-05 †	8	5/16	7.9	1 braid	14.5	215	860	115	0.24
HT1-06 †	10	3/8	9.5	1 braid	17.2	180	720	125	0.33
HT1-08 †	12	1/2	12.7	1 braid	20.4	160	640	180	0.41
HT1-10 †	16	5/8	15.9	1 braid	23.5	130	520	200	0.45
HT1-12	19	3/4	19.1	1 braid	27.5	105	420	240	0.58
HT1-16	25	1	25.4	1 braid	35.4	88	352	300	0.88
HT1-20 †	31	1.1/4	31.8	1 braid	43.5	63	252	420	1.23
HT1-24 †	38	1.1/2	38.1	1 braid	50.0	50	200	500	1.51
HT1-32 †	51	2	50.8	1 braid	63.6	40	160	630	1.97

† Non-standard product. Available upon request

This page is part of a complete catalogue containing technical and safety data.
All data must be reviewed when selecting a product.
Pirtek reserve the right to change technical specifications without notice

R2AT/2SC
TWO WIRE BRAID



Construction

Inner Tube:
Seamless NBR (Nitrile) rubber, oil resistant

Reinforcement:
Two braids of high tensile steel wire

Cover:
Black synthetic rubber resistant to abrasion, oils, ozone and weathering

Applications

Medium to high pressure hose for hydraulic fluids such as mineral oils, aqueous emulsions, water, air and inert gases

Temperature Range:
-40°C up to +100°C mineral oil
-40°C up to +60°C water based fluids
0°C up to +60°C water
0°C up to +50°C air
-40°C up to +70°C ambient
Cover must be pin pricked if hose is to be used to convey air above 17 bar

Comment:
Lay line example may not be a true indication of current status. Refer Pirtek for current information.

Reference Specifications

Tested in accordance with performance specifications:
SAE100 R2AT
EN853 2SN

Approvals:
AS2660 test requirements-
AS1180.10B and AS1180.13A (FRAS)
MSHA approved
Prolonged usage with water or water based fluids at temperatures above 70°C will allow wire corrosion as a result of diffusion through the inner liner

Hose Tails:
Pirtek 'K' Series to 5/8"
Pirtek 'J' Series 3/4" to 3"
954, 934 Series 2.1/2" to 3"

Lay line example: White text on black background. Note **Comment** above

PIRTEK SAE 100R2AT R2AT-12 19.1 mm (3/4") 215 BAR (3118 PSI) FRAS

Product Code	Nominal Diameter			Reinforce-ment	OD mm (AVG)	Pressure bar		Min. bend radius	Weight
	DN	inch	mm		Cover	working	burst	mm	kg/m
R2AT-03 †	5	3/16	4.9	2 braids	13.4	415	1650	90	0.30
R2AT-04	6	1/4	6.4	2 braids	14.9	400	1600	100	0.37
R2AT-05 †	8	5/16	7.9	2 braids	16.6	350	1400	115	0.45
R2AT-06	10	3/8	9.5	2 braids	18.9	330	1320	125	0.50
R2AT-08	13	1/2	12.7	2 braids	21.9	275	1100	180	0.62
R2AT-10	16	5/8	15.9	2 braids	25.2	250	1000	205	0.68
R2AT-12	20	3/4	19.1	2 braids	29.2	215	860	240	0.89
R2AT-16	25	1	25.4	2 braids	37.9	165	660	300	1.45
R2AT-20	32	1 1/4	31.8	2 braids	48.0	125	500	420	2.25
R2AT-24	40	1 1/2	38.1	2 braids	54.4	90	360	500	2.61
R2AT-32	50	2	50.8	2 braids	67.0	80	320	630	3.31
R2AT-40	63	2 1/2	63.5	2 braids	78.0	69	276	762	3.80
2SC-40	63	2 1/2	63.5	2 braids	76.5	70	280	762	2.90
2SC-48 §	76	3	76.2	2 braids	90.5	70 §	280	900	3.98

† Non standard product. Available to special order
§ Safety factor only 3.4:1 when used in conjunction with 934 Series hose tails
Note: 2SC-40 and 2SC-48 hoses are not included in Standard EN857-2SC

This page is part of a complete catalogue containing technical and safety data.
All data must be reviewed when selecting a product.
Pirtek reserve the right to change technical specifications without notice

R2ATHT
TWO WIRE BRAID HIGH TEMP.



Construction

Inner Tube:
High temp. elastomer rubber, resistant to oil

Reinforcement:
Two braids of high tensile steel wire

Cover:
Blue elastomer rubber resistant to abrasion, oils, ozone and weathering

Applications

Hydraulic system service with petroleum, fire resistant and water base fluids, fuel and lubricating systems

Temperature Range:
-40°C up to +150°C
except: air not to exceed 121°C
: water not to exceed 70°C

Comment:
Lay line example may not be a true indication of current status. Refer Pirtek for current information.

Reference Specifications

Exceeds SAE J 517 (SAE 100R2AT)
EN 853 2SN
Former DIN 20022 2SN (part 4)

Approvals:
MSHA
FRAS AS1180.10B &13A

Limitations:
Cover must be pin pricked if hose is to be used to conduct air above 17 bar pressure

Hose Tails:
Pirtek 'K' Series to 5/8"
Pirtek 'J' Series 3/4" to 2"

Lay line example: White text on a dark blue layline. Note **Comment** above

PIRTEK SAE 100 R2 AT — DIN EN 853 2SN "HIGH TEMP" 25mm (1") R2ATHT-16 172 BAR (2494 PSI) WORK.PRESS: 150`C MAX MSHA FRAS

Product Code	Nominal Diameter			OD mm		Pressure bar		Min. bend radius	Weight
	DN	inch	mm	Wire	Cover	working	burst	mm	kg/m
R2ATHT-04	6	1/4	6.4	12.7	15.2	396	1584	102	0.40
R2ATHT-06	10	3/8	9.5	16.7	19.2	345	1380	127	0.58
R2ATHT-08	12	1/2	12.7	19.8	22.1	293	1172	178	0.69
R2ATHT-10	16	5/8	15.9	23.0	25.1	224	896	203	0.81
R2ATHT-12	19	3/4	19.0	27.0	29.5	207	828	241	1.00
R2ATHT-16	25	1	25.4	34.9	37.8	172	688	305	1.45

This page is part of a complete catalogue containing technical and safety data.
All data must be reviewed when selecting a product.
Pirtek reserve the right to change technical specifications without notice

HT2
TWO WIRE BRAID HIGH TEMPERATURE



Construction

Inner Tube:
High temperature synthetic rubber, resistant. to oil.

Reinforcement:
Two braids of high tensile steel wire.

Cover:
Blue synthetic rubber resistant to abrasion, oils, ozone and weathering

Applications

High temperature hose.
Hydraulic oils, both mineral and biological; Polyglycol base oils, water-oil emulsions and water.

Temperature Range:
Hydraulic oils: -40°C up to +135°C occasional peaks up to +150°C
Polyglycol base oils, water-oil emulsions and water: up to +85°C
Air: (with Oil mist) up to 135°C
Not suitable with dry air.

Comment:
Lay line example may not be a true indication of current status. Refer Pirtek for current information.

Reference Specifications

Tested in accordance with performance specifications:
SAE100 R2AT
EN853 1SN

Approvals:
MSHA

Limitations:
Cover must be pin pricked if hose is to be used to conduct air above 17 bar pressure.
*-24 & -32 comes pin pricked

Hose Tails:
Pirtek 'J' Series

Lay line example: Embossed text on blue background. Note **Comment** above

INTERTRACO FlexIT HT2 DN32- 1.1/4" - HIGH TEMP 135°C - 275°F EN853 2SN SAE100R2AT WP 125 -1800PSI MSHA

Product Code	Nominal Diameter			Reinforce-ment	OD mm	Pressure bar		Min. bend radius	Weight
	DN	inch	mm		Cover	working	burst	mm	kg/m
HT2-04 †	6	1/4	6.4	2 braid	15.0	400	1600	100	0.33
HT2-05 †	8	5/16	7.9	2 braid	16.4	350	1400	115	0.39
HT2-06 †	10	3/8	9.5	2 braid	18.8	330	1320	125	0.50
HT2-08 †	12	1/2	12.7	2 braid	22.2	275	1100	180	0.59
HT2-10 †	16	5/8	15.9	2 braid	25.2	250	1000	200	0.71
HT2-12 †	19	3/4	19.1	2 braid	29.3	215	860	240	0.86
HT2-16 †	25	1	25.4	2 braid	37.2	165	660	300	1.28
HT2-20	31	1.1/4	31.8	2 braid	47.3	125	500	420	2.02
HT2-24	38	1.1/2	38.1	2 braid	53.7	90	360	500	2.23
HT2-32	51	2	50.8	2 braid	66.7	80	320	630	2.85

† Non-standard product. Available upon request

PIRTEK

This page is part of a complete catalogue containing technical and safety data.
All data must be reviewed when selecting a product.
Pirtek reserve the right to change technical specifications without notice

JH70
JACKING HOSE



Construction

Inner Tube:
Seamless NBR (Nitrile) rubber, oil resistant

Reinforcement:
Two braids of high tensile steel wire

Cover:
Black synthetic rubber resistant to abrasion, oils, ozone and weathering

Applications

High pressure hose for hydraulic fluids including mineral and vegetable oil in hydraulic systems for jacking applications

Temperature Range:
-40°C up to +100°C mineral oil
+125°C intermittent

Comment:
Lay line example may not be a true indication of current status. Refer Pirtek for current information.

Reference Specifications

ISO 1307
Approvals:
MSHA

Limitations:
Only for use as jacking hose.
Note reduced Safety Factor at 2:1

Hose Tails:
Pirtek 'K' Series NM1E-0404K, NM1E-0604K & NM1E-0606K
Use in conjunction with SRP Strain Relievers
REFER TO PIRTEK FOR ASSEMBLY INSTRUCTION

SPECIAL NOTES:
Use ONLY NM1E-0404K, NM1E-0604K & NM1E-0606K Hose Tails **and fit SRP Strain Relivers.** Safety Factor is 2:1

Lay line example: Red text on black background. Note **Comment** above

PIRTEK JACKING HOSE JH70-04 6.4mm (1/4") 700 BAR (10152 PSI) MSHA IC-215/0 ABRASION RESISTANT

Product Code	Nominal Diameter			Reinforce-ment	OD mm	Pressure bar		Min. bend radius	Weight
	DN	inch	mm		Cover	working	burst	mm	kg/m
JH70-04	6	1/4	6.4	2 braid	14.8	700	1400	80	0.372
JH70-06	10	3/8	9.5	2 braid	19.0	700	1400	95	0.569

NOTE: Hose End Fittings: Use ONLY NM1E-0404K, NM1E-0604K & NM1E-0606K

C21
ISOBARIC CLASS HOSE



Construction

Inner Tube: Seamless synthetic rubber, resistant to oil

Reinforcement: 4 spirals of high tensile steel wire

Cover: Abrasion resistant black synthetic rubber resistant to oils, ozone and weathering.

Comment:
Lay line example may not be a true indication of current status. Refer Pirtek for current information.

Applications

Isobaric (constant 210 bar working pressure across all sizes) hose for hydraulic fluids such as mineral and vegetable oils, aqueous emulsions, water and inert gases
Prolonged usage with water or water based fluids at temperatures above 70°C will allow wire corrosion as a result of diffusion through the inner liner

Temperature Range:
-40°C up to +120°C mineral oil
-40°C up to +70°C water based fluids
0°C up to +70°C water
-40°C up to +70°C ambient

Reference Specifications

JIS K6349-3
SAE100R12

Approvals:
MSHA
FRAS AS1180.10B & 13A

Hose Tails:
Pirtek 'J' or 'X' Series

Lay line example: White text on black hose. Note **Comment** above.

PIRTEK C21 50 mm (2") C21-32 210 BAR (3,000 PSI) MSHA IC-104/1 ABRASION RESISTANT

Product Code	Nominal Diameter			OD mm		Pressure bar		Min. bend radius	Weight
	DN	inch	mm	Wire	Cover	working	burst	mm	kg/m
C21-32	51	2"	50.8	63.6	66.7	210	840	500	4.20

PIRTEK

This page is part of a complete catalogue containing technical and safety data.
All data must be reviewed when selecting a product.
Pirtek reserve the right to change technical specifications without notice

C25
ISOBARIC CLASS HOSE



Construction

Inner Tube: Seamless synthetic rubber, resistant to oil

Reinforcement: Two braids of high tensile steel wire, or 4 spirals of high tensile steel wire

Cover: Abrasion resistant black synthetic PVC nitrile rubber resistant to oils, ozone and weathering

Comment:
Lay line example may not be a true indication of current status. Refer Pirtek for current information.

Applications

Isobaric (constant 250 bar working pressure across all sizes) hose for hydraulic fluids such as mineral and vegetable oils, aqueous emulsions, water and inert gases
Prolonged usage with water or water based fluids at temperatures above 70°C will allow wire corrosion as a result of diffusion through the inner liner

Temperature Range:
Spiral hoses:
-40°C up to +120°C mineral oil
-40°C up to +70°C water based fluids
0°C up to +70°C water
-40°C up to 70°C air

Braided Hoses:
-40°C up to +100°C mineral oil
-40°C up to +60°C water based fluids
0°C up to +60°C water
-40°C up to 70°C ambient

Reference Specifications

Meets or exceeds SAE J 517 (100 R16)
Meets or exceeds EN 857 2SC
Tested in accordance with SAE J517, EN856, AS3791
Approvals:
MSHA
FRAS AS1180.10B & 13A

Impulse Testing:
Braided hoses as per SAE 100 R16
Spiral hoses as per SAE 100 R12

Hose Tails:
Pirtek 'K' Series to 5/8"
Pirtek 'J' Series 3/4", 1"
Pirtek 'J' or 'X' Series 1 1/4", 1 1/2"

Lay line example: White text on black hose. Note **Comment** above

PIRTEK C25 SERIES III 25mm (1") C25-16 250 BAR (3,500 PSI) W.P. MSHA IC-104/1 ABRASION RESISTANT

Product Code	Nominal Diameter			Type	OD mm		Pressure bar		Min. bend radius	Weight
	DN	inch	mm		Wire	Cover	working	burst	mm	kg/m
C25-10	16	5/8	15.9	2 braid	23.0	25.2	280	1120	170	0.80
C25-12	19	3/4	19.0	2 braid	26.2	29.1	250	1000	200	1.00
C25-16	25	1	25.4	2 braid	32.9	35.6	250	1000	250	1.30
C25-20	31	1 1/4	32.2	4 spiral	43.9	47.0	250	1000	350	2.70
C25-24	38	1/2	38.5	4 spiral	48.8	53.5	250	1000	450	3.20

This page is part of a complete catalogue containing technical and safety data.
All data must be reviewed when selecting a product.
Pirtek reserve the right to change technical specifications without notice

PC28PS
ISOBARIC CLASS HOSE



Construction

Inner Tube: Seamless synthetic rubber, resistant to oil

Reinforcement: 4 spirals of high tensile steel wire

Cover: Utmost abrasion resistant UHWMPE over black synthetic rubber, resistant to oils, ozone and weathering

Cover loss by abrasion when tested in accordance with ISO 6945 is 0.0 gram after 2,000 cycles

Applications

Isobaric (constant 275 bar working pressure across all sizes) hose for hydraulic fluids such as mineral and vegetable oils, aqueous emulsions, water and inert gases

Prolonged usage with water or water based fluids at temperatures above 70°C will allow wire corrosion as a result of diffusion through the inner liner

Improved bending radius for underground drilling machines

Temperature Range:

-40°C up to +100°C mineral oil
-40°C up to +70°C water based fluids
0°C up to +70°C water
-40°C up to 70°C air

Comment:

Lay line example may not be a true indication of current status. Refer Pirtek for current information.

Reference Specifications

Meets or exceeds SAE J 517 (100 R12) for impulse requirements
Meets or exceeds JIS K6349
Tested in accordance with SAE J517, EN856, AS3791

Approvals:

MSHA Approval
AS2660 test requirements
FRAS AS1180.10B & 13A

Hose Tails:

Pirtek 'J' Series 1/2", 3/4", 1"
(Refer Pirtek for current Fitting Series)

Lay line example: White text on black hose. Note **Comment** above

PIRTEK PC28PS 25mm (1") PC28PS-16 280 BAR (4,060 PSI) W.P. MSHA FRAS ULTRA HIGH ABRASION RESISTANT

Product Code	Nominal Diameter			Type	OD mm		Pressure bar		Min. bend radius	Weight
	DN	ins	mm		Wire	Cover	working	burst	mm	kg/m
PC28PS-08	13	1/2	12.7	4 spiral	20.0	23.0	280	1120	110	0.78
PC28PS-12	19	3/4	19.0	4 spiral	27.0	29.9	280	1120	170	1.13
PC28PS-16	25	1	25.4	4 spiral	33.9	36.8	280	1120	220	1.86

This page is part of a complete catalogue containing technical and safety data.
All data must be reviewed when selecting a product.
Pirtek reserve the right to change technical specifications without notice

C35
ISOBARIC CLASS HOSE



Construction

Inner Tube: Seamless synthetic rubber, resistant to oil

Reinforcement: Two braids of high tensile steel wire, or 4-6 spirals of high tensile steel wire

Cover: Abrasion resistant black synthetic rubber resistant to oils, ozone and weathering. (PVC Nitrile rubber on braided hoses)

Comment:
Lay line example may not be a true indication of current status. Refer Pirtek for current information.

Applications

Isobaric (constant 350 bar working pressure across all sizes) hose for hydraulic fluids such as mineral and vegetable oils, aqueous emulsions, water and inert gases
Prolonged usage with water or water based fluids at temperatures above 70°C will allow wire corrosion as a result of diffusion through the inner liner

Temperature Range:

Spiral hoses:
-40°C up to +120°C mineral oil
-40°C up to +70°C water based fluids
0°C up to +70°C water
-40°C up to 70°C air

Braided hoses:
-40°C up to +100°C mineral oil
-40°C up to +60°C water based fluids
0°C up to +60°C water
-40°C up to 70°C ambient

Reference Specifications

Meets or exceeds SAE J 517 (100 R12, R13 or R16)
Meets or exceeds EN 857 2SC
Tested in accordance with SAE J 517, EN856, AS3791

Approvals:
MSHA
FRAS AS1180.10B & 13A

Hose Tails:
Pirtek 'K' Series to 5/8"
Pirtek 'J' Series 3/4", 1"
Pirtek 'X' Series 1", 1 1/4", 1 1/2",2"
Interlock option 3/4" and above

Lay line example: White text on braided hoses. Red text on spiral hoses. Note **Comment** above

PIRTEK CLASS 35 9.5mm (3/8") C35-06 350 BAR (5000 PSI) MSHA IC-104/1 ABRASION RESISTANT

Product Code	Nominal Diameter			Type	OD mm		Pressure bar		Min. bend radius	Weight
	DN	inch	mm		Wire	Cover	working	burst	mm	kg/m
C35-05	8	5/16	7.9	2 braid	13.0	14.7	380	1520	85	0.34
C35-06	10	3/8	9.5	2 braid	15.3	17.2	350	1400	90	0.42
C35-08	12	1/2	12.7	2 braid	20.1	22.2	350	1400	130	0.62
C35-10 †	16	5/8	16.1	4 spiral	23.7	27.4	350	1400	200	1.00
C35-12	19	3/4	19.2	4 spiral	28.1	30.7	350	1400	220	1.50
C35-16	25	1	25.6	4 spiral	35.6	38.7	350	1400	280	2.20
C35-20	31	1 1/4	32.2	6 spiral	45.6	48.7	350	1400	380	3.70
C35-24	38	1 1/2	38.5	6 spiral	52.5	55.6	350	1400	480	4.40
C35-32	51	2	51.2	6 spiral	68.1	71.1	350	1400	600	6.90

† Meets or exceeds SAE100 R12 except for reinforcement OD

C42
ISOBARIC CLASS HOSE



Construction

Inner Tube: Seamless synthetic rubber, resistant to oil

Reinforcement: Two braids of high tensile steel wire (C42-04), or 4-6 spirals of high tensile steel wire

Cover: Abrasion resistant black synthetic rubber resistant to oils, ozone and weathering (PVC nitrile rubber on braided hoses)

Comment:
Lay line example may not be a true indication of current status. Refer Pirtek for current information.

Applications

Isobaric (constant 420 bar working pressure across all sizes) hose for hydraulic fluids such as mineral and vegetable oils, aqueous emulsions, water and inert gases
Prolonged usage with water or water based fluids at temperatures above 70°C will allow wire corrosion as a result of diffusion through the inner liner

Temperature Range:
Spiral hoses:
-40°C up to +120°C mineral oil
-40°C up to +70°C water based fluids
0°C up to +70°C water
-40°C up to 70°C air
Braided hoses:
-40°C up to +100°C mineral oil
-40°C up to +60°C water based fluids
0°C up to +60°C water
-40°C up to 70°C ambient

Reference Specifications

Tested in accordance with SAE J517, EN856, AS3791
Approvals:
MSHA
FRAS AS1180.10B & 13A

Impulse Testing:
Braided hoses as per SAE 100 R16
Spiral hoses as per SAE 100 R12, R15
C42EH 2 Million Cycles applicable only in conjunction with EH Series interlock tails

Hose Tails:
Pirtek 'K' Series to 1/2"
Pirtek 'J' Series 3/8" and 1/2"
Pirtek 'H' Series 3/4"
Pirtek 'X' Series 3/4", 1"
Interlock 1" to 1.1/2"
Special Interlock for C42EH-32

Lay line example: White text on braided hoses. Yellow text on spiral hoses. Note **Comment** above

PIRTEK CLASS 42 19 mm (3/4") C42-12 420 BAR (6,000 PSI) WORK.PRESS. MSHA IC-104/1 ABRASION RESISTANT

PIRTEK CLASS 42 SERIES EH 50MM (2") C42EH-32 420 BAR (6,000 PSI) EN856 MSHA IC-8/13 1Q09

Product Code	Nominal Diameter			Type	OD mm		Pressure bar		Min. bend radius	Weight
	DN	inch	mm		Wire	Cover	working	burst	mm	kg/m
C42-04	6	1/4	6.4	2 braid	12.7	14.9	420	1680	75	0.40
C42-06	10	3/8	9.7	4 spiral	17.2	20.2	420	1680	125	0.70
C42-08	12	1/2	12.9	4 spiral	20.7	23.8	420	1680	180	0.90
C42-10	16	5/8"	16.0	4 spiral	24.4	26.4	420	1680	140	1.00
C42-12	19	3/4	19.2	4 spiral	28.1	32.0	420	1680	280	1.50
C42-16	25	1	25.7	4 spiral	35.1	38.2	420	1680	300	2.20
C42-20	31	1 1/4	32.2	6 spiral	46.8	49.8	420	1680	400	3.90
C42-24	38	1 1/2	38.5	6 spiral	54.0	57.2	420	1680	500	4.70
C42-32	51	2	51.2	6 spiral	70.6	75.0	420	1680	600	7.92
C42EH-20	31	1 1/4	32.2	6 spiral	46.8	49.4	420	1680	420	3.48
C42EH-24	38	1 1/2	38.5	6 spiral	53.4	57.3	420	1680	500	4.63
C42EH-32	51	2	51.2	6 spiral	67.3	71.6	420	1680	630	6.70

This page is part of a complete catalogue containing technical and safety data.
All data must be reviewed when selecting a product.
Pirtek reserve the right to change technical specifications without notice

PC25
PIRTEK CLASS HOSE



Construction

Inner Tube:
Seamless synthetic rubber, oil resistant

Reinforcement:
Two braids, or 4 spirals of high tensile steel wire

Cover:
High abrasion resistance black synthetic rubber resistant to oils, ozone and weathering

Applications

Isobaric (constant 250 bar working pressure across all sizes) hose for hydraulic fluids such as mineral oils, aqueous emulsions, water, air and inert gases

Excellent compact bend radius

Temperature Range:

Spiral hoses:
-40°C up to +120°C mineral oil
-40°C up to +70°C water based fluids
0°C up to +70°C water
-40°C up to 70°C air

Braided Hoses:
-40°C up to +100°C mineral oil
-40°C up to +60°C water based fluids
0°C up to +60°C water
-40°C up to 70°C ambient

Comment:
Lay line example may not be a true indication of current status. Refer Pirtek for current information.

Reference Specifications

Tested in accordance with performance specifications:
SAE 100R16 (braided hose)
SAE 100R12 (spiral hose)

Approvals:
AS2660 test requirements-
AS1180.10B and AS1180.13A (FRAS)
MSHA
Prolonged usage with water or water based fluids at temperatures above 70°C will allow wire corrosion as a result of diffusion through the inner liner

Hose Tails:
Pirtek 'K' Series to 5/8"
Pirtek 'J' Series 3/4", 1"
Pirtek 'J' or 'X' Series 1 1/4", 1 1/2"

Lay line example: White text on black background. Note **Comment** above

PIRTEK PC25-12 19.1MM (3/4") 250 BAR (3625 PSI) W.P. FRAS ABRASION RESISTANT

Product Code	Nominal Diameter			Reinforce-ment	OD (mm)	Pressure bar		Min. bend radius	Weight
	DN	inch	mm			W.P.	Min. Burst	mm	Kg/m
PC25-10	16	5/8	15.9	2 braid	26.0	250	1000	140	0.84
PC25-12	20	3/4	19.1	2 braid	29.1	250	1000	170	0.96
PC25-20	32	1 1/4	31.8	4 spiral	44.9	250	1000	280	2.36
PC25-24	40	1/2	38.1	4 spiral	52.4	250	1000	330	3.06

This page is part of a complete catalogue containing technical and safety data.
All data must be reviewed when selecting a product.
Pirtek reserve the right to change technical specifications without notice

PC35
PIRTEK CLASS HOSE



Construction

Inner Tube:
Seamless synthetic rubber, oil resistant

Reinforcement:
Two braids, 4spirals or 6 spirals of high tensile steel wire

Cover:
High abrasion resistant black synthetic rubber resistant to oils, ozone and weathering

Applications

Isobaric (constant 350 bar working pressure across all sizes) hose for hydraulic fluids such as mineral oils, aqueous emulsions, water, air and inert gases

Excellent compact bend radius

Temperature Range:

Spiral hoses:
-40°C up to +120°C mineral oil
-40°C up to +70°C water based fluids
0°C up to +70°C water
-40°C up to +70°C ambient

Braided hoses:
-40°C up to +100°C mineral oil
-40°C up to +60°C water based fluids
0°C up to +60°C water
-40°C up to 70°C ambient

Comment:
Lay line example may not be a true indication of current status. Refer Pirtek for current information.

Reference Specifications

Tested in accordance with performance specifications:
SAE R16 (braided hose)
SAE 100 R12 (spiral hose)
SAE 100 R13 / R15 (spiral hose)

Approvals:
AS2660 test requirements-
AS1180.10B and AS1180.13A (FRAS)
MSHA
Prolonged usage with water or water based fluids at temperatures above 70°C will allow wire corrosion as a result of diffusion through the inner liner

Hose Tails:
Pirtek 'K' Series to 5/8"
Pirtek 'J' Series 3/8" to 1"
Pirtek 'X' Series 1" to 2"
Pirtek Interlock Series 3/4" to 1.1/2"

Lay line example: White text on black background. Note **Comment** above

PIRTEK CLASS PC35-12 19.1MM (3/4") 350 BAR (5076 PSI) FRAS ABRASION RESISTANT

Product Code	Nominal Diameter			Reinforce-ment	O.D. mm	Pressure bar		Min. bend radius	Weight
	DN	inch	mm			W.P.	Min. Burst	mm	Kg/m
PC35-06	10	3/8	9.5	2 braids	18.9	350	1400	90	0.55
PC35-08	13	1/2	12.7	4 spirals	22.2	350	1400	110	0.80
PC35-10	16	5/8	15.9	4 spirals	26.4	350	1400	140	1.00
PC35-12	20	3/4	19.1	4 spirals	29.0	350	1400	170	1.13
PC35-16	25	1	25.4	4 spirals	36.6	350	1400	220	2.00
PC35-20	32	1 1/4	31.8	6 spirals	48.7	350	1400	280	3.80
PC35-24	40	1 1/2	38.1	6 spirals	55.6	350	1400	330	4.60

This page is part of a complete catalogue containing technical and safety data.
All data must be reviewed when selecting a product.
Pirtek reserve the right to change technical specifications without notice

PC42
PIRTEK CLASS HOSE



Construction

Inner Tube:
Seamless synthetic rubber, oil resistant

Reinforcement:
Two braids of high tensile steel wire
Cover:
High abrasion resistance black synthetic rubber resistant to oils, ozone and weathering

Applications

Isobaric (constant 420 bar working pressure across all sizes) hose for hydraulic fluids such as mineral oils, aqueous emulsions, water, air and inert gases
Excellent compact bend radius
Temperature Range:
Spiral hoses:
-40°C up to +120°C mineral oil
-40°C up to +70°C water based fluids
0°C up to +70°C water
-40°C up to 70°C ambient
Braided hoses:
-40°C up to +100°C mineral oil
-40°C up to +60°C water based fluids
0°C up to +60°C water
-40°C up to 70°C ambient
Comment:
Lay line example may not be a true indication of current status. Refer Pirtek for current information.

Reference Specifications

Tested in accordance with performance specifications:
SAE 100 R16 (braided hose)
SAE 100 R15 (spiral hose)
Approvals:
AS2660 test requirements-
AS1180.10B and AS1180.13A (FRAS)
MSHA
Prolonged usage with water or water based fluids at temperatures above 70°C will allow wire corrosion as a result of diffusion through the inner liner.

Hose Tails:
Pirtek 'K' Series
Pirtek 'H', 'X', Interlock

Lay line example: White text on black background. Note **Comment** above

PIRTEK CLASS PC42-04 6.4 MM (1/4") 420 BAR (6091 PSI) FRAS ABRASION RESISTANT

Product Code	Nominal Diameter			Reinforce-ment	OD (mm)	Pressure (bar)		Min. bend radius	Weight
	DN	inch	mm			W.P.	Min. Burst	mm	Kg/m
PC42-04	6	1/4	6.4	2 braids	14.9	420	1680	70	0.39
PC42-24	40	1.1/2	38.1	6 spirals	55.6	420	1680	330	4.60

C45
ISOBARIC CLASS HOSE



Construction

Inner Tube: Synthetic rubber, resistant to oil

Reinforcement: 4 spirals of high tensile steel wire

Cover: Abrasion resistant black synthetic rubber resistant to oils, ozone and weathering.

Applications

High pressure hose for hydraulic fluids such as mineral oils, aqueous emulsions, vegetable oils, water, air and inert gases.
Especially used for "Dynapac" style rollers.
NOTE: THIS HOSE MUST ONLY BE USED FOR STATIC APPLICATIONS – Not recommended for impulsing applications

Temperature Range:
-40°C up to +100°C mineral oil
-40°C up to +60°C water based fluids
0°C up to +60°C water
-40°C up to +70°C ambient

Comment:
Lay line example may not be a true indication of current status. Refer Pirtek for current information.

Reference Specifications

Tested in accordance with performance specifications:
DIN EN 856 4SH

Approvals:
MSHA

Hose Tails:
Pirtek 'B' Series
(2-piece system requires a separate **SFB** ferrule)

Lay line example: Orange text on black background. Note **Comment** above

PIRTEK CLASS 45 C45-10 15.9mm (5/8") 450 BAR (6500 PSI) MSHA

Product Code	Nominal Diameter			Reinforcement	O.D. Cover	Pressure bar		Min. bend radius	Weight
	DN	inch	mm		mm	working	burst	mm	kg/m
C45-10	16	5/8	15.9	4 spiral	28.5	450	1800	250	1.30

This page is part of a complete catalogue containing technical and safety data.
All data must be reviewed when selecting a product.
Pirtek reserve the right to change technical specifications without notice

JBF
LARGE BORE HOSE



Construction

Inner Tube: Seamless synthetic rubber, resistant. to oil

Reinforcement: Four spirals of high tensile steel wire.

Cover: Abrasion resistant black synthetic rubber resistant to oils, ozone and weathering

Applications

Medium pressure hose for hydraulic fluids such as mineral and vegetable oils, aqueous emulsions and water

Prolonged usage with water or water based fluids at temperatures above 70°C will allow wire corrosion as a result of diffusion through the inner liner

Temperature Range:
-40°C up to +100°C mineral oil
-40°C up to +70°C water based fluids
0°C up to +70°C water
-40°C up to 70°C air / ambient

Comment:
Lay line example may not be a true indication of current status. Refer Pirtek for current information.

Reference Specifications

SAE J517 except for reinforcement OD

Approvals:
MSHA
FRAS AS1180.10B & 13A

Hose Tails:
Pirtek 'BSMS' & J Series

Lay line example: Light yellow text on black hose. Note **Comment** above

PIRTEK JUMBO ACE 63mm (2 1/2") JBF-40 140 BAR (2030 PSI) WP MSHA IC/104/1 FRAS ABRASION RESISTANT

Product Code	Nominal Diameter			Type	OD mm		Pressure bar		Min. bend radius	Weight
	DN	inch	mm		Wire	Cover	working	burst	mm	kg/m
JBF-40	63	2.1/2	63.5	4 spiral	76.8	82.4	140	560	660	5.5

LPG

LP GAS AS1869 CLASS D

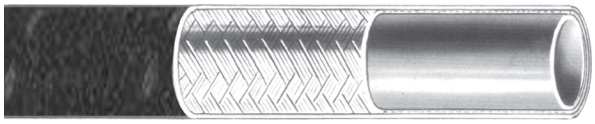

Construction

Inner Tube:
Conductive Teflon®

Reinforcement:
Single braid of stainless steel wire

Cover:
Black and blue fire retardant, abrasion resistant aramid polyester

Applications

High pressure hose for transfer of natural gas, town gas, LPG, and butane-propane on stationary and mobile LPG gas engines. Ideal for forklift, automotive, light & medium duty truck and transfer

Temperature Range:
-20°C up to +125°C

Comment:
Lay line example may not be a true indication of current status. Refer Pirtek for current information.

Reference Specifications

Meets and / or exceeds:
AS1869 Class D
Very low extractables and permeation rate.

Approvals:
AGA (Aust. Gas Association)

Hose Tails:
Pirtek 'G' Series
Special procedures apply using dedicated dies and spacers.
Thermoplastic tag required on all hose assemblies.

Lay line example: Hose does not have layline. Note **Comment** above

Product Code	Nominal Diameter			Reinforce-ment	OD (mm)	Pressure (bar)		Min. bend radius	Weight
	DN	inch	mm			W.P.	Min. Burst	mm	Kg/m
LPG-06	10	5/16	7.9	1 wire braid	13.6	26	104	101.6	0.18
LPG-10†	16	1/2	12.7	1 wire braid	19.1	26	104	165.1	0.27

† Limited stock available

PIRTEK

This page is part of a complete catalogue containing technical and safety data.
All data must be reviewed when selecting a product.
Pirtek reserve the right to change technical specifications without notice

R12C
SPIRAL SAE100 R12 HOSE



Construction

Inner Tube: Fabric reinforced synthetic rubber, resistant to oil

Reinforcement: Four spirals of high tensile steel wire separated by layers of synthetic rubber
Cover: Black synthetic rubber resistant to abrasion, oils, ozone and weathering

Applications

High pressure hose for hydraulic fluids such as glycol, mineral oils, fuels, hydrocarbons etc. Designed for applications where flexibility and high temperature resistance are required. Compatible with Caterpillar® reusable fittings.

Temperature Range:
-40°C up to +121°C mineral oil

Comment:
Lay line example may not be a true indication of current status. Refer Pirtek for current information

Reference Specifications

SAE J 517 (100 R12)
EN 856 R12

Approvals:
MSHA

Hose Tails:
Pirtek 'K' Series to 5/8"
Pirtek 'J' or 'X' Series 3/4" upwards
Caterpillar® re-useable

Lay line example: Yellow text on black hose. Note **Comment** above

XT® Technology SAE 100R12 ¾" Max WP 4000psi MSHA IC-101/10 Made in USA

Product Code	Nominal Diameter			Type	OD mm		Pressure bar		Min. Bend Radius	Weight
	DN	inch	mm		Wire	Cover	working	burst	mm	kg/m
R12C-06	10	3/8	9.5	4 spiral	17.2	20.2	276	1104	64	0.70
R12C-08	12	1/2	13	4 spiral	20.7	23.8	276	1104	89	0.83
R12C-10	16	5/8	16	4 spiral	24.6	27.2	276	1104	102	1.20
R12C-12	19	3/4	19	4 spiral	27.6	30.7	276	1104	121	1.43
R12C-16	25	1	25	4 spiral	34.9	38	276	1104	153	2.00
R12C-20	31	1.1/4	32	4 spiral	43.9	47	207	828	210	2.80
R12C-24	38	1.1/2	38	4 spiral	50.4	53.4	172	688	254	3.40
R12C-32	51	2	51	4 spiral	63.6	66.7	172	688	318	4.25

This page is part of a complete catalogue containing technical and safety data.
All data must be reviewed when selecting a product.
Pirtek reserve the right to change technical specifications without notice

R13C
SPIRAL SAE100 R13 HOSE



Construction

Inner Tube: Fabric reinforced synthetic rubber, resistant to oil

Reinforcement: Four or six spirals of high tensile steel wire separed by layers of synthetic rubber

Cover: Black synthetic rubber resistant to abrasion, oils, ozone and weathering.

Applications

Very high pressure hose for hydraulic fluids such as glycol, mineral oils, fuels, hydrocarbons etc. Specifically designed for applications where high pulsating pressure, flexibility and high temperature resistance are required. Compatible with Caterpillar® reusable fittings

Temperature Range:
-40°C up to +121°C mineral oil

Comment:
Lay line example may not be a true indication of current status. Refer Pirtek for current information

Reference Specifications

SAE J 517 (100 R13)
EN 856 R13

Approvals:
MSHA

Hose Tails:
Pirtek 'X' Series all sizes
Interlock option 1 1/4" upwards
Caterpillar® re-useable

Lay line example: Red text on black hose. Note **Comment** above

XT® Technology SAE 100R13 1" Max WP 5000psi MSHA IC-101/10 Made in USA

Product Code	Nominal Diameter			Type	OD mm		Pressure bar		Min. Bend Radius	Weight
	DN	inch	mm		Wire	Cover	working	burst	mm	kg/m
R13C-12	19	3/4	19	4 spiral	29.0	32.1	345	1380	141	1.75
R13C-16	25	1	25	4 spiral	35.6	38.7	345	1380	153	2.30
R13C-20	31	1.1/4	32	6 spiral	46.8	49.8	345	1380	210	3.70
R13C-24	38	1.1/2	38	6 spiral	54.3	57.3	345	1380	254	4.65
R13C-32	51	2	51	6 spiral	68.1	71.1	345	1380	318	6.90

This page is part of a complete catalogue containing technical and safety data.
All data must be reviewed when selecting a product.
Pirtek reserve the right to change technical specifications without notice

PE2 PIRTEK ENDURANCE SERIES

2 WIRE BRAID HYBRID HOSE

Construction

Inner Tube:

Black synthetic rubber, resistant to oils

Applications

Extremely high pressure compact hose with greater flexability, suitable for mineral and vegetable oils, aqueous emulsions, water, air and inert gases. Recommended for hydraulic applications where high pressure and a tighter bend radius is needed. Cover must be pin pricked if hose is to be used to convey air above 17 Bar.

Reference Specifications

Exceeds SAE 100R16 & EN 857 2SC

MSHA approved

FRAS (Fire Resistant Anti Static)

Reinforcement:

Two high tensile steel braids

Temperature Range:

-40ºC up to 100ºC (125ºC discontinuous) mineral & vegetable oils

-40ºC up to 70ºC water based fluids

0ºC up to 70ºC water & air -

-40ºC up to 70ºC external ambient

Prolonged usage with water or water based fluids at temperatures above 70ºC will allow wire corrosion as a result of diffusion through the inner tube.

Cover:

Black, smooth synthetic rubber, resistant to oils, abrasion and weather conditions

Comment:

Lay line example may not be a true indication of current status. Refer Pirtek for current information

Hose Tails:

Pirtek 'K' series up to 5/8"

Pirtek 'J' series 3/4", 1"

Layline example: White text on black background

PIRTEK® ENDURANCE SERIES PE239-06 3/8" (9.5mm) 5656 PSI (390 BAR) W.P K MSHA FRAS 4Q18

Product Code	Nominal Diameter			OD (avg)	Pressure bar		Min. Bend Radius	Weight
	DN	inch	mm	mm	W.P	Min. Burst	mm	Kg/mtr
PE245-04	6	1/4	6.4	13.1	450	1800	45	0.30
PE239-06	10	3/8	9.5	16.5	390	1560	70	0.38
PE235-08	13	1/2	12.7	20.1	350	1400	90	0.55
PE229-10	16	5/8	15.9	23.6	290	1160	130	0.63
PE228-12	20	3/4	19.1	27.5	280	1120	160	0.80
PE225-16	25	1	25.4	35.6	250	1000	250	1.30

This page is part of a complete catalogue containing technical and safety data.
All data must be reviewed when selecting a product.
Pirtek reserve the right to change technical specifications without notice

PE4_6 PIRTEK ENDURANCE SERIES

350 BAR & 420 BAR
4 & 6 WIRE SPIRAL HOSE

Construction

Inner Tube:

Black synthetic rubber, resistant to oils

Applications

Extremely high pressure hose with high performance and half bend radius of SAE 100R13 & R15 hoses.

Higher flexibility compared with conventional. spiral hoses. Suitable for mineral and vegetable oils, aqueous emulsions, water, air and inert gases.

Cover must be pin pricked if hose is to be used to convey air above 17 Bar.

Reference Specifications

Exceeds SAE 100R13 (350 Bar)

Exceeds SAE 100R15 (420 bar)

MSHA approved

FRAS (Fire Resistant Anti Static)

Reinforcement:

350 Bar = Four high tensile steel spirals up to -20, six spirals -24

420 Bar = Four high tensile steel spirals up to -16, six spirals -20 & -24

Temperature Range:

-40ºC up to 121ºC (125ºC discontinuous) mineral & vegetable oils

-40ºC up to 70ºC water based fluids

0ºC up to 70ºC water & air

-40ºC up to 70ºC external ambient

Prolonged usage with water or water based fluids at temperatures above 70ºC will allow wire corrosion as a result of diffusion through the inner tube.

Cover:

Black, smooth synthetic rubber, resistant to oils, abrasion and weather conditions

Hose Tails:

350 Bar = Pirtek 'J' series up to 1.1/4", 'H' series for 1.1/2"

420 Bar = Pirtek 'J'series up to 1" & 'H' series 1.1/4" & 1.1/2"

Layline example: White text on black background

***PIRTEK*®** ENDURANCE SERIES PE442-16 1" (25.4mm) 6091 PSI (420 BAR) W.P J MSHA FRAS 4Q18

Product Code	Nominal Diameter			OD (avg)	Pressure bar		Min. Bend Radius	Weight
	DN	inch	mm	mm	W.P	Min. Burst	mm	Kg/mtr
PE435-20	31	1.1/4	31.8	44.8	350	1400	210	2.4
PE442-06	10	3/8	9.5	20	420	1680	65	0.65
PE442-08	13	1/2	12.7	23	420	1680	90	0.85
PE442-12	20	3/4	19.1	30.6	420	1680	120	1.50
PE442-16	25	1	25.4	37.8	420	1680	150	2.00
PE642-20	31	1.1/4	31.8	49.3	420	1680	300	3.55
PE642-24	38	1.1/2	38.1	57	420	1680	350	4.65

This page is part of a complete catalogue containing technical and safety data.
All data must be reviewed when selecting a product.
Pirtek reserve the right to change technical specifications without notice

WB SERIES WATERBLAST HOSE



Construction

Inner Tube:
Synthetic rubber.

Reinforcement:
Four spirals of high tensile steel wires
Six spirals of high tensile steel wires for WB3

Cover:
Black synthetic rubber, extreamly resistant to abrasion, oils and weathering.

Applications

Very high constant pressure hose for water and water emulsions scaling systems.

Temperature Range:
-40°C up to +80°C

Comment:
Layline example may not be a true indication of current status. Refer Pirtek for current information.

Reference Specifications

AS/NZS 4233.2

Hose Tails:
WBI series hose tails
IFSWB series ferrules

Layline example: Embossed into outer cover. Note Comment above.

HFH Power Jet 2 intertraco WB2 DN12 1/2" Max Working Pressure 1100 BAR 16000 PSI

"Product Code"	Nominal ID			OD mm		Pressure Bar		"Min. bend radius"	Weight
	DN	Inch	mm	Wire	Cover	Working	Min. Burst	mm	Kg/mtr
WB2-08	12	1/2"	12.7	22.2	24.6	1100	2750	230	1.24
WB2-12	19	3/4"	19.1	29.0	32.0	1000	2500	250	1.87
WB3-08	12	1/2"	12.7	25.9	29.0	1450	3625	250	1.87

This page is part of a complete catalogue containing technical and safety data.
All data must be reviewed when selecting a product.
Pirtek reserve the right to change technical specifications without notice

TPHC (Replaces 4523)

HAND CUTTER

SUIT AUTO, AIR CON HOSES, THERMOPLASTIC, NYLON & FABRIC BRAID RUBBER & PVC HOSE



Hand Cutting Tool	
Product Code	**Description**
TPHC-001	Hand Cutter for Hose and Tube - Up to 28mm External Diameter.
TPHCRB-001	Replacement Blade for Hand Cutter.

- A robustly made hand cutting tool for cleanly cutting a wide range of hose and tube products
- Replaceable blade

PIRTEK

This page is part of a complete catalogue containing technical and safety data.
All data must be reviewed when selecting a product.
Pirtek reserve the right to change technical specifications without notice

PSH
POWER STEERING HOSE



Construction

Inner Tube: Synthetic rubber

Reinforcement:
Double textile braid

Cover:
Black, synthetic rubber

Applications

Power steering hose.
Ideal alternative to wire braid hose as it eliminates vibration & harmonics seen through the steering column as identified with some modern cars.

Temperature Range:
-40ºC to +100ºC

Comment:
Lay line example may not be a true indication of current status. Refer Pirtek for current information

Hose Tails: Pirtek 'K' Series

Lay line example: White text on black hose.

PIRTEK POWER STEERING PSH-06 3/8" (9.5MM) 1125 PSI 78 BAR W.P

Product Code	Nominal ID			OD (avg)	Pressure bar		Min bend radius	Weight
	DN	inch	mm	mm	working	min burst	mm	Kg/mtr
PSH-06	10	3/8	9.5	19.3	78	310	101.6	0.3

30CT
BROAD SPECTRUM HOSE



Construction

Inner Tube:
composite wall dual extrusion smooth seamless polymeric (polyester) inner and polyurethane adjacent

Reinforcement:
braided synthetic fibre in either single or dual layer

Cover:
black non stick perforated polymeric (polyester) bonded to the reinforcement

Applications

Flexible even in cold temperatures. Small outside diameter and good flexibility over sheaves allows use over a wide range of forklift sheaves, including freezer applications.
Other applications include construction, general hydraulics, chemical and gas transfer, machine tools, agricultural equipment etc

Temperature Range:
-54°C up to +94°C for hydraulic fluids
-54°C up to +66°C for water based and fire resistant fluids

Comment:
Lay line example may not be a true indication of current status. Refer Pirtek for current information

Reference Specifications

Exceeds SAE J517 (R18)
SAE J343 Test procedures
ASTM D-380 Testing Rubber hoses
ASTM D-622 Testing for Automotive Brake Systems

Impulse Testing:
Hoses are tested to withstand 200 000 impulse cycles (hose only) at 133% WP

Volumetric Expansion:
Typically 10 cc per metre for 1/4" at WP
20cc per metre for 1/2" at WP
Consult Pirtek for details

Hand Cutter:
Hand Cutting Tool (see page 38) makes light work of cutting Synflex hoses

Hose Tails:
Pirtek 'S7' or 'S18' Series
(refer Table for Die)
Pirtek 'T' Series option

Lay line example: White text on black hose. Note **Comment** above

SYNFLEX® 30CT-06 SAE 100R18 3/8" W.P 3000 P.S.I. (207 BAR) SAINT-GOBAIN

Product Code	Nominal ID			OD	Pressure bar		Min bend radius	Weight	Synflex Die and Hose Tail Combination	
	DN	inch	mm	mm	working	min burst	mm	Kg/100m	Die 4540-	Series
30CT-04	6	1/4	6.4	12.1	207	828	32	8.9	3W4	S7
30CT-05	8	5/16	8	15.5	207	828	38	14.7	305	S7
30CT-06	10	3/8	9.5	16.8	207	828	51	18.2	306	S7
30CT-08	12	1/2	12.7	21.6	207	828	89	24.7	A0800	S7
30CT-10	16	5/8	16	27	207	828	102	41.4	N10	S18

PIRTEK

This page is part of a complete catalogue containing technical and safety data.
All data must be reviewed when selecting a product.
Pirtek reserve the right to change technical specifications without notice

3JET
WATER JETTING HOSE



Construction

Inner Tube:
Smooth seamless thermoplastic (nylon)

Reinforcement:
Spiral or braided synthetic fibre

Cover:
Black, perforated bonded polyurethane

Applications

Medium pressure hose for water jetting and drain cleaning.
Low elongation

Temperature Range:
-40°C up to +66°C water

Comment:
Lay line example may not be a true indication of current status. Refer Pirtek for current information

Reference Specifications

ISO 7751

Hand Cutter:
Hand Cutting Tool (see page 38) makes light work of cutting Synflex hoses

Hose Tails:
Pirtek 'S7' series (refer below table for dies)
Pirtek 'T' series

Lay line example: White text on black hose. Note **Comment** above

PIRTEK PIRJET 3JET-03 4.9mm (3/16") 331 BAR (4800 PSI) WATER JETTING 04/13 / - / / -

Product Code	Nominal ID			OD	Pressure bar		Min bend radius	Weight	Synflex Die and Hose Tail Combination	
	DN	inch	mm	mm	working	min burst	mm	Kg/100m	Die 4540-	Series
3JET-03	5	3/16	4.9	10.8	331	827	19	6.8	303	S7
3JET-04	6	1/4	6.4	13.0	331	827	32	8.5	304	S7

This page is part of a complete catalogue containing technical and safety data.
All data must be reviewed when selecting a product.
Pirtek reserve the right to change technical specifications without notice

30CTX2 / 30CTX3

MULTI-LINE BROAD SPECTRUM HOSE



Construction

Inner Tube:
composite wall dual extrusion smooth seamless polymeric (polyester) inner and polyurethane adjacent

Reinforcement:
braided synthetic fibre in either single or dual layer

Cover:
black non stick perforated polymeric (polyester) bonded to the reinforcement

Applications

Flexible even in cold temperatures. Small outside diameter and good flexibility over sheaves allows use over a wide range of forklift sheaves, including freezer applications.
Other applications include construction, general hydraulics, chemical and gas transfer, machine tools, agricultural equipment etc

Temperature Range:
-54°C up to +94°C for hydraulic fluids
-54°C up to +66°C for water based and fire resistant fluids

Comment:
Lay line example may not be a true indication of current status. Refer Pirtek for current information

Reference Specifications

Exceeds SAE J517 (R18)
SAE J343 Test procedures
ASTM D-380 Testing Rubber hoses
ASTM D-622 Testing for Automotive Brake Systems

Impulse Testing:
Hoses are tested to withstand 200 000 impulse cycles (hose only) at 133% WP

Volumetric Expansion:
Typically 10 cc per metre for 1/4" at WP
20cc per metre for 1/2" at WP
Consult Pirtek for details

Hand Cutter:
Hand Cutting Tool (see page 38) makes light work of cutting Synflex hoses

Hose Tails:
Pirtek 'S7' or 'S18' Series
(refer Table for Die)
Pirtek 'T' Series option

Lay line example: White text on black hose. Note **Comment** above

SYNFLEX® 30CT-06 SAE 100R18 3/8" W.P 3000 P.S.I. (207 BAR) SAINT-GOBAIN

Product Code	No. of Lines	Nominal ID			OD	Pressure bar		Min bend radius	Weight	Synflex Die and Hose Tail Combination	
		DN	inch	mm	mm	working	min burst	mm	Kg/100m	Die 4540-	Series
30CTX2-04	2	6	1/4	6.4	12.1	207	828	32	8.9	3W4	S7
30CTX2-05	2	8	5/16	8	15.5	207	828	38	14.7	305	S7
30CTX2-06	2	10	3/8	905	16.8	207	828	51	18.2	306	S7
30CTX2-08	2	12	1/2	12.7	21.6	207	828	89	24.7	A0800	S7
30CTX2-10 †	2	16	5/8	16	27.0	207	828	102	41.4	N10	S18
SPECTRA 30CT TRI-LINE											
30CTX3-05 †	3	8	5/16	8	15.5	207	828	38	24.1	305	S7

† Non-standard product. Available to special order

PIRTEK

This page is part of a complete catalogue containing technical and safety data.
All data must be reviewed when selecting a product.
Pirtek reserve the right to change technical specifications without notice

3130
MEDIUM PRESSURE HOSE

Construction

Inner Tube:
smooth seamless thermoplastic (nylon)

Reinforcement:
spiralled or braided synthetic

Cover:
Perforated bonded black polyurethane

Applications

General hydraulics, high pressure gas transfer, chemical transfer. Low elongation, best value 100R7 hose.
Not for use over pulleys.
Absorbs shock loads and damaging pressure spikes through controlled expansion.

Temperature Range:
-40°C up to +100°C
Max 66°C with water-based or fire resistant fluids

Comment:
Lay line example may not be a true indication of current status. Refer Pirtek for current information

Reference Specifications

SAE J517 (R7)
SAE J343
ASTM D-380
ASTM D-622

Impulse Testing:
Hoses are tested to withstand 200 000 impulse cycles (hose only) at 133% WP

Hand Cutter:
Hand Cutting Tool (see page 38) makes light work of cutting Synflex hoses

Hose Tails:
Pirtek 'S7' Series (refer Table for Die)
Pirtek 'T' Series option

Lay line example: White text on black hose. Note **Comment** above

SYNFLEX® 3130-06 SAE 100R73/8" W.P 2250 P.S.I. (155 BAR) SAINT-GOBAIN

Product Code	Nominal ID			OD	Pressure bar		Min bend radius	Weight	Synflex Die and Hose Tail Combination	
	DN	inch	mm	mm	working	min burst	mm	Kg/100m	Die 4540-	Series
3130-02	3	1/8	3.2	8.5	172	689	13	3.87	302	S7
3130-03	5	3/16	5	10.8	207	827	19	6.70	303	S7
3130-04	6	1/4	6.4	13.0	207	827	32	9.08	304	S7
3130-05	8	5/16	8	15.1	172	689	45	11.16	305	S7
3130-06	10	3/8	9.5	17.0	155	620	51	12.5	306	S7
3130-08	12	1/2	12.7	20.7	138	552	76.2	16.97	308	S7
3130-12	20	3/4	19	27.1	86	345	127	26.19	312	S7
3130-16	25	1	25.4	34.0	69	276	203	46.28	316	S7

PIRTEK

This page is part of a complete catalogue containing technical and safety data.
All data must be reviewed when selecting a product.
Pirtek reserve the right to change technical specifications without notice

3360X2
TWIN-LINE FOR FORKLIFTS



Construction

Inner Tube:
Nylon

Reinforcement:
braided synthetic fibre

Cover:
black non stick perforated polymeric (polyester)

Applications

Flexible even in cold temperatures.
Small outside diameter and good flexibility over sheaves allows use over a wide range of forklift sheaves, including freezer applications.
Other applications include construction, general hydraulics, chemical and gas transfer, machine tools, agricultural equipment etc.

Temperature Range:
-54°C up to +94°C for hydraulic fluids
-54°C up to +66°C for water based and fire resistant fluids

Comment:
Lay line example may not be a true indication of current status. Refer Pirtek for current information

Reference Specifications

SAE 100R17

Impulse Testing:
Hoses are tested to withstand 200 000 impulse cycles (hose only) at 133% WP

Volumetric Expansion (per line):
Typically 10 cc per metre for 1/4" at WP
20cc per metre for 1/2" at WP
Consult Pirtek for details

Hand Cutter:
Hand Cutting Tool (see page 38) makes light work of cutting Synflex hoses

Hose Tails:
Pirtek 'S8' (refer Table for Die)
Pirtek '200/SN8' Series option

Lay line example: White text on black hose. Each line is branded as though a single line. Note **Comment** above

SYNFLEX® 3360-06 SAE 100R17 3/8" W.P 3000 P.S.I. (207 BAR) SAINT-GOBAIN

Product Code	Nominal ID			OD	Pressure bar		Min bend radius	Weight	Synflex Die and Hose Tail Combination	
	DN	inch	mm	mm	working	min burst	mm	Kg/100m	Die 4540-	Series
3360X2-06 †	9.5	3/8	10	18.4	207	828	51	56.8	J06N	S8

† Please note that this hose is available on an indent only basis

PIRTEK

This page is part of a complete catalogue containing technical and safety data.
All data must be reviewed when selecting a product.
Pirtek reserve the right to change technical specifications without notice

37AL
NON-CONDUCTIVE HOSE

Construction

Inner Tube:
polyester core tube

Reinforcement:
braided synthetic fibre

Cover:
orange non-perforated non stick polyurethane

Applications

General hydraulic systems that may contact high voltage sources.
Aerial equipment
Mobile hydraulics
Rescue apparatus and tools

Temperature Range:
-54°C up to +100°C
except max. 60°C with water based or fire resistant fluids

Comment:
Lay line example may not be a true indication of current status. Refer Pirtek for current information

Reference Specifications

ANSI A92.2 for Vehicle Mounted Aerial Devices
SAE J517 Non-conductive hose
Construction
SAE 100R7

Features:
SAE J517 non conductive hose construction.
Less than 50 microamperes leakage when subjected to 75,000 volts/foot for 5 minutes.
Flexible at low temperatures
Abrasion resistant cover

Impulse Testing:
Hoses are tested to withstand 200 000 impulse cycles (hose only) at 133% WP

Hand Cutter:
Hand Cutting Tool (see page 38) makes light work of cutting Synflex hoses

Hose Tails:
Pirtek 'S7' Series (refer Table for Die)
Pirtek 'T' Series option

Lay line example: Black text on orange hose. Note **Comment** above

SYNFLEX® 37AL-04 NON-CONDUCTIVE SAE 100R7 1/4" I.D. 2750 PSI W.P. (190 BAR) ANSI A92-2 3000 PSI W.P. (207 BAR). USE DIE 4540-3W400

Product Code	Nominal ID			OD	Pressure bar			Min bend radius	Weight	Synflex Die and Hose Tail Combination	
	DN	inch	mm	mm	working ANSI	working R7	min burst	mm	Kg/100m	Die 4540-	Series
37AL-03 †	5	3/16	4.8	10.8	207	207	827	19	7.1	303	S7
37AL-04	6	1/4	6.4	12.3	207	190	759	32	8.9	3W4	S7
37AL-05 †	8	5/16	7.9	14.7	207	172	689	44	11.2	305	S7
37AL-06	10	3/8	9.5	16.1	207	155	620	51	14.1	306	S7
37AL-08	12	1/2	12.7	20.7	207	155	620	76	21.3	308	S7

† Non-standard product. Available to special order

37ALX2
TWIN-LINE NON-CONDUCTIVE HOSE

Construction

Inner Tube:
polyester core tube

Reinforcement:
braided synthetic fibre

Cover:
orange non-perforated non stick polyurethane

Applications

General hydraulic systems that may contact high voltage sources.
Aerial equipment
Mobile hydraulics
Rescue apparatus and tools

Temperature Range:
-54°C up to +100°C
except max. 60°C with water based or fire resistant fluids

Comment:
Lay line example may not be a true indication of current status. Refer Pirtek for current information

Reference Specifications

ANSI A92.2 for Vehicle Mounted Aerial Devices
SAE J517 Non-conductive hose
Construction
SAE 100R7

Features:
SAE J517 non conductive hose construction.
Less than 50 microamperes leakage when subjected to 75,000 volts/foot for 5 minutes.
Flexible at low temperatures
Abrasion resistant cover

Impulse Testing:
Hoses are tested to withstand 200 000 impulse cycles (hose only) at 133% WP

Hand Cutter:
Hand Cutting Tool (see page 38) makes light work of cutting Synflex hoses

Hose Tails:
Pirtek 'S7' Series (refer Table for Die)
Pirtek 'T' Series option

Lay line example: Black text on orange hose. Note **Comment** above

SYNFLEX® 37AL-04 NON-CONDUCTIVE SAE 100R7 1/4" I.D. 2750 PSI W.P. (190 BAR) ANSI A92-2 3000 PSI W.P. (207 BAR). USE DIE 4540-3W400

Product Code	Nominal ID			OD	Pressure bar			Min bend radius	Weight	Synflex Die and Hose Tail Combination	
	DN	inch	mm	mm	working ANSI	working R7	min burst	mm	Kg/100m	Die 4540-	Series
37ALX2-04	6	1/4	6.4	12.3	207	190	759	32	17.8	3W4	S7
37ALX2-06	10	3/8	9.5	16.1	207	155	620	51	28.2	306	S7
37ALX2-08	12	1/2	12.7	20.7	207	155	620	76	42.6	308	S7

PIRTEK

This page is part of a complete catalogue containing technical and safety data.
All data must be reviewed when selecting a product.
Pirtek reserve the right to change technical specifications without notice

3800
HIGH PRESSURE HOSE

Construction

Inner Tube:
nylon core tube

Reinforcement:
braided high tensile aramid fibre (Kevlar)

Cover:
black perforated non stick polyurethane

Applications

General hydraulic systems
High pressure gas and chemical transfer
Machine tools
Mobile equipment
Marine steering
Compatable with oxygen & breathing air mixtures

Temperature Range:
-40°C up to +100°C
Max 66°C with water-based or fire resistant fluids

Comment:
Lay line example may not be a true indication of current status. Refer Pirtek for current information

Reference Specifications

SAE 100 R8 performance with SAE 100R7 dimensions

Impulse Testing:
Hoses are tested to withstand 200 000 impulse cycles (hose only)

Hand Cutter:
Hand Cutting Tool (see page 38) makes light work of cutting Synflex hoses

Hose Tails:
Pirtek 'S7' Series (refer Table for Die)

Lay line example: White text on black hose. Note **Comment** above

SYNFLEX® 3800-04 SAE 100R81/4" W.P 5000 P.S.I. (345 BAR) SAINT-GOBAIN

Product Code	Nominal ID			OD	Pressure bar		Min bend radius	Weight	Synflex Die and Hose Tail Combination	
	DN	inch	mm	mm	working	min burst	mm	Kg/100m	Die 4540-	Series
3800-02	3	1/8	3.2	8.5	414	1656	20	4.0	302	S7
3800-03	5	3/16	4.8	11.0	345	1379	38	8.3	303	S7
3800-04	6	1/4	6.4	13.5	345	1379	51	11.8	304	S7
3800-06	10	3/8	9.5	16.9	276	1103	64	15.8	306	S7
3800-08	12	1/2	12.7	21.3	241	965	102	21.7	308	S7
3800X2-04 †	6	1/4	6.4	13.5	345	1379	51	23.6	304	S7
3800X2-06 †	10	3/8	9.5	16.9	276	1103	64	31.6	306	S7
3800X2-08 †	12	1/2	12.7	21.3	241	965	102	43.4	308	S7

† Non-stocked item. Available to special order

3E80
NON-CONDUCTIVE HIGH PRESSURE

Construction

Inner Tube:
smooth seamless nylon

Reinforcement:
braided synthetic fibre

Cover:
Orange non stick non-perforated polyurethane

Applications

General hydraulic systems that may contact high voltage sources.
Aerial equipment.
Mobile hydraulics.
Rescue apparatus and tools

Temperature Range:
-40°C up to +100°C
Max 66°C with water-based or fire resistant fluids

Comment:
Lay line example may not be a true indication of current status. Refer Pirtek for current information

Reference Specifications

SAE 100 R8
SAE J517 non-conductive construction

Features:
SAE J517 non conductive hose construction.
Less than 50 microamperes leakage when subjected to 75,000 volts/foof for 5 minutes

Impulse Testing:
Hoses are tested to withstand 200 000 impulse cycles (hose only)

Hand Cutter:
Hand Cutting Tool (see page 38) makes light work of cutting Synflex hoses

Hose Tails:
Pirtek 'S8' Series (refer Table for Die)

Lay line example: Black text on orange hose. Note **Comment** above

SYNFLEX® 3E80-06 SAE 100R8 3/8" W.P 4000 P.S.I. (276 BAR) NON CONDUCTIVE FURON

Product Code	Nominal ID			OD	Pressure bar		Min bend radius	Weight	Synflex Die and Hose Tail Combination	
	DN	inch	mm	mm	working	min burst	mm	Kg/100m	Die 4540-	Series
3E80-04	6	1/4	6.4	15.9	345	1379	51	17.6	H04	S8
3E80-06	10	3/8	9.5	19.5	276	1103	64	22.0	H06	S8
3E80-08	12	1/2	12.7	22.7	241	965	102	28.3	H08	S8

PIRTEK
This page is part of a complete catalogue containing technical and safety data.
All data must be reviewed when selecting a product.
Pirtek reserve the right to change technical specifications without notice

3R80
HIGH PRESSURE HOSE

Construction

Inner Tube:
smooth seamless nylon

Reinforcement:
braided synthetic fibre

Cover:
black perforated non stick polyurethane

Applications

General hydraulic systems
High pressure pneumatic systems
Machine tools
Mobile equipment
Mobile hydraulics
Compatable with oxygen & breathing air mixtures

Temperature Range:
-40°C up to +100°C
Max 66°C with water-based or fire resistant fluids

Comment:
Lay line example may not be a true indication of current status. Refer Pirtek for current information

Reference Specifications

SAE 100 R8

Impulse Testing:
Hoses are tested to withstand 200 000 impulse cycles (hose only)

Hand Cutter:
Hand Cutting Tool (see page 36) makes light work of cutting Synflex hoses

Hose Tails:
Pirtek 'S8' Series (refer Table for Die)

Lay line example: White text on black hose. Note **Comment** above

SYNFLEX® 3R80-08 SAE 100R8 1/2" W.P 3500 P.S.I. (241 BAR) SAINT GOBAIN

Product Code	Nominal ID			OD	Pressure bar		Min bend radius	Weight	Synflex Die and Hose Tail Combination	
	DN	inch	mm	mm	working	min burst	mm	Kg/100m	Die 4540-	Series
3R80-03	5	3/16	4.8	13.1	345	1379	38	11.5	H03	S8
3R80-04	6	1/4	6.4	15.9	345	1379	51	17.6	H04	S8
3R80-06	10	3/8	9.5	19.5	276	1103	64	22.0	H06	S8
3R80-08	12	1/2	12.7	22.7	241	965	102	28.3	H08	S8
3R80-12	19	3/4	19.1	28.9	155	620	165	38.1	H12	S8
3R80-16	25	1	25.4	37.4	138	552	254	57.3	H016	S8

This page is part of a complete catalogue containing technical and safety data.
All data must be reviewed when selecting a product.
Pirtek reserve the right to change technical specifications without notice

3VEO
NON-CONDUCTIVE JACKING HOSE



Construction

Inner Tube:
smooth seamless nylon

Reinforcement:
spiralled high tensile aramid fibre (Kevlar)

Cover:
Orange non stick non-perforated polyurethane. (See note)

Applications

General hydraulic systems that may contact high voltage sources.
Aerial equipment.
Mobile hydraulics.
Rescue apparatus and tools.

Temperature Range:
-40°C up to +66°C

Comment:
Lay line example may not be a true indication of current status. Refer Pirtek for current information

Reference Specifications

Meets SAE 100 R8
SAE J517 Non-Conductive Hose Construction

Features:
High WP 8000—10000 psi (551–689 bar)
Compact size with low elongation
Less than 50 microamperes leakage when subjected to 75,000 volts/foot for 5 minutes.

Hand Cutter:
Hand Cutting Tool (see page 38) makes light work of cutting Synflex hoses

Hose Tails:
Pirtek 'SV' Series
Special procedures apply. Assemblies only to be made by trained personnel listed on the Qualified Personnel Register
Guards and warning tags are required on the completed assembly

Lay line example: White text on orange hose. Note **Comment** above

SYNFLEX® 3VEO-04 SAE 1/4" I.D. W.P 10,000 P.S.I. (690 BAR) (NON CONDUCTIVE) PAT. NO. 4343333

Product Code	Nominal ID			OD	Pressure bar		Min bend radius	Weight
	DN	inch	mm	mm	working	min burst	mm	Kg/m
3VEO-04	6	1/4	6.3	14.0	689	2758	64	0.158
3VEO-06	10	3/8	9.5	17.4	551	2205	76	0.244

3VEO hose assemblies are available only as completed assemblies from accredited assemblers. Each assembly comprises :
3VEOhose
Pirtek SV Series couplings
Hose guard
Identity Tag

3VE0-04 assemblies complete with 3/8" NPT male ends are available in 6 standard configurations. Other configurations upon request

Product Code	Length
3VEO04-06-1	*1 metre long*
3VEO04-06-2	*2 metres long*
3VEO04-06-3	*3 metres long*
3VEO04-06-4	*4 metres long*
3VEO04-06-5	*5 metres long*
3VEO04-06-6	*6 metres long*

PIRTEK

**This page is part of a complete catalogue containing technical and safety data.
All data must be reviewed when selecting a product.
Pirtek reserve the right to change technical specifications without notice**

TP1W
ONE WIRE THERMOPLASTIC HOSE

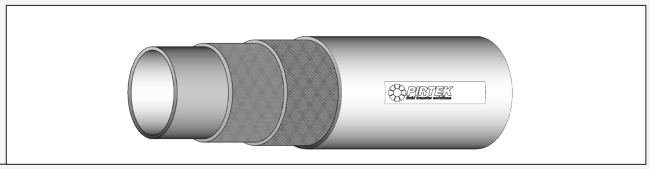

Construction

Inner Tube:
Smooth seamless thermoplastic polyester

Reinforcement:
One layer of high tensile steel braid

Cover:
Black perforated antiabrasion polyurethane, stabilized to UV rays, resistant to micro-organisms and good protection against hydrolysis

Applications

TP1W LOW TEMPERATURE series hoses have been created for hydraulic use at high pressure. Suitable for gas transfer. This hose is particularly recommended on mobile hydraulic equipment including lift trucks

• Refer to chemical resistance table at the back of this section

Temperature Range:
-54°C up to +100°C
Max 70°C with air, water, water based fluids or fire resistant fluids

Comment:
Lay line example may not be a true indication of current status. Refer Pirtek for current information

Reference Specifications

These hoses meet or exceed standards:-
SAE 100 R1AT - EN 853 1ST,
1SN - EN 857 1SC pressures

Vacuum Rating:
-13.5 psi (27.5 in Hg)

Cutting:
Smooth blade recommended for cutting

Hose Tails:
T series

Lay line example: White text on black hose **Note Comment above**

PIRTEK TP1W-08 12.7 mm (1/2") W.P. 190 BAR (2755 P.S.I.)

Product Code	Nominal ID			OD	Pressure bar		Min bend radius	Weight
	DN	inch	mm	mm	working	min burst	mm	Kg/100m
TP1W-03	5	3/16	4.8	10.0	325	1300	30	13.3
TP1W-04	6	1/4	6.4	11.9	300	1200	40	17.0
TP1W-05	8	5/16	8.0	14.0	240	960	50	22.1
TP1W-06	10	3/8	9.7	16.0	225	900	60	26.0
TP1W-08	12	1/2	13.0	19.2	190	760	75	32.6

* Twin line is also available in sizes 1/4",5/16",3/8" & 1/2". Product code TP1WX2-XX

TP2W
TWO WIRE THERMOPLASTIC HOSE

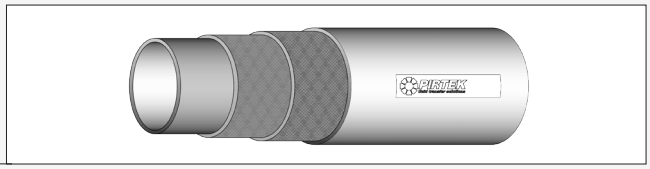

Construction

Inner Tube:
Smooth seamless thermoplastic polyamide

Reinforcement:
Two layers of high tensile steel braid

Cover:
Black perforated antiabrasion polyurethane, stabilized to UV rays

Applications

The TP2W series hoses have been created for the high pressure conduction of hydraulic oils Polyols, Solvents, Paints/airless paint spray and compatible gasses.

• REFER to chemical resistance table at the back of this section for compatability

Temperature Range:
-40°C up to +100°C
Max +70°C with air, water, water based fluids or fire resistant fluids

Comment:
Lay line example may not be a true indication of current status. Refer Pirtek for current information

Reference Specifications

These hoses meet or exceed standards:-
SAE 100 R2AT - EN 853 2SN pressures

Vacuumn Rating:
-13.5 psi (27.5 in Hg)

Cutting:
Smooth blade recommended for cutting

Hose Tails:
K, T and J series dependant on size

Lay line example: White text on black hose **Note Comment above**

PIRTEK TP2W-08 12.7 mm (1/2") W.P. 275 BAR (4000 PSI)

Product Code	Nominal ID			OD	Pressure bar		Min bend radius	Weight
	DN	inch	mm	mm	working	min burst	mm	Kg/100m
TP2W-04	6	1/4	6.4	13.5	400	1600	40	28.6
TP2W-05	8	5/16	8.0	15.1	350	1400	50	34.0
TP2W-06	10	3/8	9.7	17.0	330	1320	60	40.8
TP2W-08	12	1/2	13.0	22.0	275	1100	75	58.2
TP2W-12	20	3/4	19.2	27.5	215	860	150	76.5
TP2W-16	25	1	25.6	35.0	165	660	185	102.6

PIRTEK

This page is part of a complete catalogue containing technical and safety data.
All data must be reviewed when selecting a product.
Pirtek reserve the right to change technical specifications without notice

TPSCO
SEWER CLEANING HOSE



Construction

Inner Tube:
Smooth seamless thermoplastic compound

Reinforcement:
Two layers of polyester braid

Cover:
Orange antiabrasion polyurethane, stabilized to UV rays

Working Pressure:
Safety ratio 2.5 : 1

Applications

The TPSCO series hoses have been created for water applications in the high pressure cleaning field. Low volumetric expansion, good bend radius for supply onto hose reels and in pipes

Temperature Range:
-40°C up to +55°C

Comment:
Lay line example may not be a true indication of current status. Refer Pirtek for current information.

Reference Specifications

3000 psi speciality hose

Hose Tails:
J series

Lay line example: Black text on orange hose Note **Comment** above

PIRTEK TPSCO-16 SEWER CLEANING 25.4 mm (1") W.P. 207 BAR (3000 P.S.I.)

Product Code	Nominal ID			OD	Pressure bar		Min bend radius	Weight
	DN	inch	mm	mm	working	min burst	mm	Kg/100m
TPSCO-12	20	3/4	19.2	29.8	207	518	120	43.1
TPSCO-16	25	1	25.6	37.3	207	518	150	55.0
TPSCO-20	32	1.1/4	32.0	46.0	207	518	235	84.8

• **NOTE:** All sizes only available as a fitted assembly in 180 metre lengths with male NPT hose fittings

This page is part of a complete catalogue containing technical and safety data.
All data must be reviewed when selecting a product.
Pirtek reserve the right to change technical specifications without notice

TPR7
MEDIUM PRESSURE THERMOPLASTIC HOSE

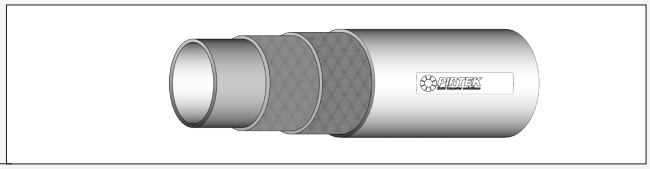

Construction

Inner Tube:
Smooth seamless thermoplastic polyamide

Reinforcement:
Polyester fibre braid

Cover:
Black, perforated marine antiabrasion polyurethane, stabilized to UV rays and resistant to micro-organisms.

Applications

General hydraulic systems, polyols, solvents, paints and compatible gases.
Not for use over pulleys.
Flexible at low temperatures and has an excellent bend radius.

Temperature Range:
-54°C up to +100°C
Max +70°C with air, water, water based fluids or fire resistant fluids

Comment:
Layline example may not be a true indication of current status. Refer Pirtek for current information

Reference Specifications

SAE 100R7
Note:
• REFER to chemical resistance table at the back of this section for compatability

Vacuumn Rating:
-13.5 psi (27.5 in Hg)
Safety Factor
4:1

Cutting:
Hand Cutting is recommended for this hose
Hose Tails:
Pirtek T series

Lay line example: White text on Black hose **Note Comment above**

PIRTEK® TPR7-06 9.5 mm (3/8") W.P SAE 100R7 175 BAR (2537 PSI)

Product Code	Nominal ID			OD	Pressure bar		Min bend radius	Weight
	DN	inch	mm	mm	working	min burst	mm	Kg/100m
TPR7-02	3	1/8	3.5	8.5	230	920	25	5.4
TPR7-03	5	3/16	4.8	10.0	210	840	30	6.8
TPR7-04	6	1/4	6.4	11.8	200	800	35	8.7
TPR7-05	8	5/16	8.0	14.3	190	760	45	12.6
TPR7-06	10	3/8	9.7	16.0	175	700	55	14.6
TPR7-08	12	1/2	13.0	20.3	140	560	75	21.4

This page is part of a complete catalogue containing technical and safety data.
All data must be reviewed when selecting a product.
Pirtek reserve the right to change technical specifications without notice

TPR7NC
NON-CONDUCTIVE THERMOPLASTIC HOSE



Construction

Inner Tube:
Smooth seamless thermoplastic polyester

Reinforcement:
Polyester fibre braid

Cover:
Orange non perforated antiabrasion polyurethane, stabilized to UV rays

Applications

General hydraulic systems that may contact high voltage sources.
Aerial equipment
Mobile hydraulics
Rescue apparatus and tools
Flexible at low temperatures and has an excellent bend radius

Temperature Range:
-40°C up to +100°C
Max +70°C with air, water, water based fluids or fire resistant fluids

Comment:
Lay line example may not be a true indication of current status. Refer Pirtek for current information

Reference Specifications

ANSI A92.2 for Vehicle Mounted Aerial Devices
SAE J517 Non-conductive hose Construction
SAE 100R7

Note:
• REFER to chemical resistance table at the back of this section for compatability

Vacuumn Rating:
-13.5 psi (27.5 in Hg)

Safety Factor
4:1

Cutting:
Hand Cutting is recommended for this hose

Hose Tails:
Pirtek T series

Lay line example: Black text on orange hose **Note Comment above**

PIRTEK® TPR7NC-06 NON-CONDUCTIVE 9.7 mm (3/8") W.P. 175 BAR (2500 PSI)

"Product Code"	Nominal ID			OD	Pressure bar			Min bend radius	Weight
	DN	Inch	mm	mm	SAE R7	ANSI A92.2	"SAE Min Burst"	mm	kg/mtr
TPR7NC-02*	3	1/8	3.5	8.5	230	240	920	25	0.057
TPR7NC-03	5	3/16	4.8	10.0	210	224	840	30	0.073
TPR7NC-04	6	1/4	6.4	11.8	200	220	800	35	0.09
TPR7NC-05	8	5/16	8.0	14.3	190	220	760	45	0.128
TPR7NC-06	10	3/8	9.7	16.0	175	210	700	55	0.155
TPR7NC-08	12	1/2	13.0	20.3	140	185	560	75	0.219

* Available upon request

ANSI A92.2 Safety Factors:
A safety factor of 4:1 is required in the case in which the breaking of the hose may cause the rig or load lifting device or both to move.

A safety factor of 3:1 is acceptable in the case in which the breaking of the hose does not cause the aerial lifting devices to move.

SAE standard requires 4:1 safety factor

This page is part of a complete catalogue containing technical and safety data.
All data must be reviewed when selecting a product.
Pirtek reserve the right to change technical specifications without notice

TPR8

HIGH PRESSURE THERMOPLASTIC HOSE



Construction

Inner Tube:
Smooth seamless thermoplastic polyamide

Reinforcement:
Two layers of polyester braid

Cover:
Black, perforated antiabrasion polyurethane, stabilized to UV rays

Applications

High Pressure general hydraulic systems, polyols, solvents and compatible gasses. Suitable for tank to tank ONLY oxygen and breathing air mixtures.

Temperature Range:
-40°C up to +100°C
Max +70°C with air, water, water based fluids or fire resistant fluids

Comment:
Lay line example may not be a true indication of current status.
Refer Pirtek for current information.

Reference Specifications

SAE 100R8 Performance with R7 dimensions
Note:
Refer to chemical resistance table at the back of this section for compatibility.

Vacuum Rating:
-13.5 PSI (27.5 in Hg)
Safety Factor:
4:1

Cutting:
Hand cutting is recommended

Hose Tails:
T series

Lay line example: White text on black hose **Note Comment above**

PIRTEK TPR8-06 9.7 mm (3/8") W.P. 280 BAR (4060 PSI)

Product Code	Nominal ID			OD	Pressure bar		Min bend radius	Weight
	DN	inch	mm	mm	working	min burst	mm	Kg/100m
TPR8-02	3	1/8	3.2	7.1	420	1680	30	3.1
TPR8-03	5	3/16	4.8	10.0	350	1400	35	8.3
TPR8-04	6	1/4	6.4	11.8	350	1400	50	8.8
TPR8-06	10	3/8	9.7	16.0	280	1120	70	14.0
TPR8-08	12	1/2	13.0	20.3	245	980	95	34.1
TPR8-12	19	3/4	19.1	26.5	165	660	150	34.1
TPR8-16	25	1	25.4	34.7	145	580	200	47.5

This page is part of a complete catalogue containing technical and safety data.
All data must be reviewed when selecting a product.
Pirtek reserve the right to change technical specifications without notice

TPR8NC
NON-CONDUCTIVE THERMOPLASTIC HOSE



Construction

Inner Tube:
Smooth seamless thermoplastic polyamide

Reinforcement:
Polyester fibre braid

Cover:
Orange non perforated antiabrasion polyurethane, stabilized to UV rays

Applications

High pressure hydraulic systems that may contact high voltage sources.
Aerial equipment
Mobile hydraulics
Rescue apparatus and tools
Flexible at low temperatures and has an excellent bend radius

Temperature Range:
-40°C up to +100°C
Max +70°C with air, water, water based fluids or fire resistant fluids

Comment:
Lay line example may not be a true indication of current status. Refer Pirtek for current information

Reference Specifications

SAE J517 Non-conductive hose
Construction
SAE 100R8
Note:
• REFER to chemical resistance table at the back of this section for compatability

Vacuumn Rating:
-13.5 psi (27.5 in Hg)
Safety Factor
4:1

Cutting:
Hand Cutting is recommended for this hose
Hose Tails:
Pirtek T series

Lay line example: Black text on orange hose **Note Comment above**

PIRTEK® TPR8NC-06 NON-CONDUCTIVE 9.7 mm (3/8") W.P. 280 BAR (4060 PSI)

Product Code	Nominal ID			OD	Pressure bar		Min bend radius	Weight
	DN	inch	mm	mm	working	min burst	mm	Kg/100m
TPR8NC-04	6	1/4	6.4	11.8	350	1400	50	8.3
TPR8NC-06	10	3/8	9.7	16.0	280	1120	70	14
TPR8NC-08	12	1/2	13.0	20.3	245	980	95	21.8

TECHNICAL DATA

SUMMARY OF PIRTEK HYDRAULIC HOSE MATERIALS

Product Code	Type	Description	Liner Material	Cover Material
2SC	RUBBER	Two wire braid hose	NBR (Class I)	NBR (Class I)
C21		210 bar four spiral hose	NBR (Class I)	NBR (Class I)
C25		250 bar four spiral hose	NBR (Class I)	NBR (Class I)
C35		350 bar braid or spiral hose	NBR (Class I)	NBR (Class I)
C42		420 bar braid or spiral hose	NBR (Class I)	NBR (Class I)
C45		450 bar spiral hose high flexibility	NBR (Class I)	NBR (Class I)
HTAB / HTFH		Engine & air brake hose	NBR (Class I)	NBR (Class I)
IRFAW		FRAS rated Air / Water Stone Hose	NBR (Class I)	CR
IRFWSDH		FRAS Air Water Suction & Delivery	NBR (Class I)	CR
IROFSD		Oil suction hose	NBR (Class I)	SBR
JBF		Large bore four spiral hose	NBR (Class I)	NBR (Class I)
JH70		Jacking Hose	NBR (Class I)	NBR (Class I)
JW210		210 bar jet wash hose	Synthetic Rubber (Class IV)	NBR (Class IV)
JW250		250 bar jet wash hose	Synthetic Rubber (Class IV)	NBR (Class IV)
JW400		400 bar jet wash hose	Synthetic Rubber (Class IV)	NBR Class IV)
LPG		Liquid Petroleum Approved Hose	Teflon®	NBR (Class I)
MPH		Multi purpose oil and air hose	NBR (Class I)	NBR (Class I)
PC25		High abrasion resistance 250 bar hose	NBR (Class I)	NBR (Class I)
PC28PS		High abrasion resistance 280 bar hose	NBR (Class I)	NBR (Class I)
PC35		High abrasion resistance 350 bar hose	NBR (Class I)	NBR (Class I)
PC42		High abrasion resistance 420 bar hose	NBR (Class I)	NBR (Class I)
R1AT		One wire braid hose	NBR (Class I)	NBR (Class I)
R1ATFS		One wire fire suppression hose	NBR (Class I)	NBR (Class I)
HT1		High Temp. one wire braid hose	NBR (Class II)	NBR (Class I)
R2AT		Two wire braid hose	NBR (Class I)	NBR (Class I)
R2ATHT		High Temp. two wire braid hose	NBR (Class II)	NBR (Class IV)
HT2		High Temp. two wire braid hose	NBR (Class II)	NBR (Class IV)
R4HT		High Temp. Hydraulic Suction / Delivery	NBR (Class II)	NBR (Class IV)
R5HT		High Temp. Air Brake Hose	NBR (Class II)	Polyester
R6		Low pressure hydraulic hose	NBR (Class I)	NBR (Class I)
R12C		SAE 100R12 spiral hose	NBR (Class II)	NBR (Class II)
R13C		SAE 100R13 spiral hose	NBR (Class II)	NBR (Class II)
PE2		2 wire braid hybrid hose	NBR (CLASS I)	NBR (CLASS I)
PE4_6		4 & 6 wire spiral 350 and 420 bar hose	NBR (CLASS I)	NBR (CLASS I)
WB1000		1000 bar water blast hose	Synthetic Rubber (Class IV)	NBR (Class III)
WB1100		1100 bar water blast hose	Synthetic Rubber (Class IV)	NBR (Class III)
3130	THERMOPLASTIC	General purpose SAE 100R7	Nylon	Polyurethane
3800		Compact SAE 100R8	Nylon	Polyurethane
3E80		High pressure non-conductive	Nylon	Polyurethane
30CT		Cold temperature hose	Polyester (Hytrel)	Polyester (Hytrel)
31BO		Similar to 3130	Nylon	Polyurethane
3360X2		High flexibility forklift twinline	Nylon	Polyester (Hytrel)
37AL		Non conductive SAE 100R7	Polyester	Polyurethane
3JET		Jetting hose based on 3130	Nylon	Polyurethane
3R80		General purpose SAE 100R8	Nylon	Polyurethane
3VEO		Non conductive jacking hose	Nylon	Polyurethane
TP1W		1 wire general purpose Hydraulic Hose	Polyester	Polyurethane
TP2W		2 wire high pressure Hydraulic Hose	Polyamide (Nylon)	Polyurethane
TPSCO		Sewer Cleaning - Orange Cover	Thermoplastic	Polyurethane
TPR7		Medium Pressure SAE 100R7	Polyamide (Nylon)	Polyurethane
TPR7NC		Non-conductive SAE R7	Polyester	Polyurethane
TPR8		High pressure compact SAE R8	Polyamide (Nylon)	Polyurethane
TPR8NC		High pressure non-conductive SAE R8	Polyamide (Nylon)	Polyurethane
STH		Stainless steel braid over Teflon®	Teflon®	Stainless steel

TECHNICAL DATA
CHEMICAL RESISTANCE TABLE



CAUTION

The data in the following pages has been compiled from generally available sources and should not be relied upon without consulting and following the specific recommendations of the manufacturers of particular products

The data is considered valid at 20°C (70°F) except where specified otherwise. Chemical compatibility can vary greatly with temperature

A good rating does not necessarily indicate the suitability of a particular hose and chemical combination due to variables such as improper clamp and coupling application, special hose construction, gasket material etc. Nor does it imply compliance with relevant food standards or safety standards that may be applicable

SOLVENT INFORMATION

Aromatic solvents: benzene, cumene, p-cumene, naphthalene, toluene, xylene, cresol, styrene, cyclohexane and combinations

Aliphatic solvents: propane, butane, pentane, hexane, heptane, dipetene, tripropylene

Halogenous solvents: chloroform, dichorobenzene, dichloroethylene, methylen bromide, methylen chloride, benzyl chloride, carbon tetrachloride, trichloroethylene, carbon disulphite, turpentine, perchloroethylene, dichloroethane

Ketonic solvents: acetone, methyl ketone, isobutyl ketone, methyl ethyl ketone, methyl isobutyl ketone

Esters solvents: butyl acetate, methyl acetate, anyl acetate, isobutyl acetate

Amines: aniline, ethylene diamine , diethanol amine, triethanolamine, dimethyl amine, monoethanolamine

Alcohols: methanol, ethanol, propanol, butanol, glycerol

Common Elastomers	ASTM Designation	Composition	General Properties
brominated butyl chlorinated butyl	**BIIR** **CIIR**	bromo isobutene-isoprene chloro isobutene-isoprene	excellent weathering resistance, low permeability to air and gases, good physical properties, resistant to heat poor resistance to petroleum based fluids, good resistance to fat
chlorinated polyethylene	**CM (CPE)**	chloro polyethylene	excellent ozone and weathering resistance, good oil and chemical resistance, excellent flame resistance
cross-linked polyethylene	**XLPE** **UHMWPE**	polyethylene and cross linking agent	excellent for a very wide range of solvents, chemicals, acids and oils
ethylene propylene	**EPDM**	ethylene propylene diene-terpolymer	excellent ozone, chemical and ageing resistance, poor resistance to petroleum based fluids, very good steam resistance
ethylene propylene	**EPM (EPR)**	ethylene propylene copolymer	excellent ozone, weathering, heat, chemical and aging resistance, poor resistance to petroleum products, very good steam resistance
hypalon ®	**CSM**	chloro-sulfonyl-polyethylene	excellent weathering, ozone and acid resistance, good heat and abrasion resistance, fair resistance to petroleum based fluids
natural	**NR**	isoprene natural	excellent physical properties, very good abrasion resistance, poor resistance to petroleum based fluids
neoprene	**CR**	chloroprene	good weathering and flame retardant resistance, good oil reistance, good physical properties
nitrile (buna-n)	**NBR**	Acrylonitrile-butadiene	excellent petroleum products resistance, moderate resistance to aromatics, good physical properties
buna-n / polyvinyl chloride	**PVC / NBR**	acrylonitrile-butadiene / polyvinyl-chloride	excellent petroleum products and weathering resistance, both for tube and cover
polyacrylic	**ACM**	acrylic monomer	excellent oil and tar resistance at high temperatures
sbr	**SBR**	styrene butadiene	good physical properties, good abrasion resistance, poor resistance to petroleum based fluids
viton ®	**FKM**	fluorocarbon rubber	excellent high temperature resistance, particularly in air and oil, very good chemical resistance

PIRTEK

This page is part of a complete catalogue containing technical and safety data.
All data must be reviewed when selecting a product.
Pirtek reserve the right to change technical specifications without notice

TECHNICAL DATA

CHEMICAL RESISTANCE TABLE

Legend:
G = Good
C = Conditional
U = Unsatisfactory
- No Data

AGENT	RUBBER					THERMOPLASTIC				
	Class I	Class II	Class III	Class IV	Class V	Teflon	Nylon	Polyester	Polyurethane	PVC
Acetaldehyde	-	-	-	U	-	G	G	G	G	U
Acetic Acid, Glacial	G	U	-	C	-	G	C	C	C	G
Acetic Acid, Less Than 10%	G	U	-	C	C	G	-	-	-	-
Acetic Acid, Over 10%	C	U	-	C	C	-	-	-	-	-
Acetic Anhydride	C		-			G	C	C	C	U
Acetone	U	C	-	U	U	G	G	C	U	U
Acetophenone	-	-	-	U	-	-	-	-	-	-
Acetyl Acetone	-	-	-	U	-	-	-	-	-	-
Acetyl Bromide	-	-	-		-	-	U	U	U	U
Acetyl Chloride	-	-	-	U	-	-	U	U	U	U
Acetylene	C	C		G	G	G	G	G	G	-
Acrylonitrile	-	-	-	-	-	G				
Air (Under 20kgf/Cm2)	G	-		G	G	G	G	G	G	G
Alcohols	-	-	-	-	-	-	G	C	C	G
Aluminium	-	-	-	-	-	G	-	-	-	-
Aluminium Acetate	-	-	-	-	-	G	-	-	-	-
Aluminium Bromide	-	-	-	-	-	G	-	-	-	-
Aluminium Chloride	-	C	-	G	-	G	U	-	-	G
Aluminium Fluoride 20%	-	C	-	U	-	G	-	-	-	-
Aluminium Hydroxide	-	-	-		-	G	-	-	-	-
Aluminium Nitrate 10% Aqueous	-	-	-	C	-	G	-	-	-	-
Aluminium Salts	-	-	-	-	-	G	-	-	-	-
Aluminium Sulphate	-	C	-	G	-	G	G	-	-	G
Aluminium Sulphate	-	-	-	-	-	G	-	-	-	-
Alums	-	C	-	G	-	G	U	-	-	G
Ammonia Gas, Cold	G	C	-		-	G	U	U	U	U
Ammonia Gas, Hot	C		-		C	G	-	-	-	-
Ammonia, Aq	G	G	-	C	G	G	-	-	-	-
Ammonia, Liquid (Anhydrous)	-	U	-	C	-	G	-	-	-	-
Ammonium Carbonate	-		-	U	-	-	-	-	-	-
Ammonium Chloride	-	U	-	U	-	G	G	G	G	G
Ammonium Hydroxide	G	C	-	U	-	G	U	U	U	U
Ammonium Metaphosphate	-	-	-		-	G	-	-	-	-
Ammonium Nitrate	-	C	-	U	-	G	G	C	G	G
Ammonium Nitrite	-	-	-		-	C	-	-	-	-
Ammonium Phosphate	-	U	-	U	-	G	G	C	G	G
Ammonium Sulphate	-	C	-	U	-	G	G	C	G	G
Ammonium Thiocyanate	-		-		-	G	-	-	-	-
Amyl Acetate	U	U	-	U	U	G	G	C	C	U
Amyl Alchol	-	U	-	C		G	G	G	G	G
Amyl Chloride	-	-	-	-	-	G	-	-	-	-
Amyl Chloronapthalene	-	-	-	-	-	G	-	-	-	-
Amyl Napthalene	-	-	-	-	-	G	-	-	-	-
Anethole	-	-	-	-	-	-	G	-	-	-
Aniline	U	U	-	U	U	G	C	U	U	C
Aniline Dyes	-	U	-	-	-	G	-	-	-	-
Aniline Hydrochloride	-	-	-	-	-	G	-	-	-	-
Animal Oils	-	-	-	-	G	-	G	G	G	G
Antirnony Salts	-	-	-	-	-	-	G	G	G	G
Apoclor Monsanto (Chlorinated Hydrocarbon)	-	-	-	-	-	-	G	C	C	C
Aqua Regia	-	-	-	-	-	-	-	-	-	-
Aromatic Hydrocarbons	-	-	-	-	-	-	G	C	C	U
Arsenic Acid	-	-	-	-	-	G	-	-	-	-
Arsenic Salts	-	-	-	-	-	G	G	G	G	G
Askarel	-	-	-	-	-	G	-	-	-	-
Asphalt <105 C	C	U	-	G	-	G	G	G	G	G
Automatic Transmission Fluid (ATF)	G	-	-	-	-	G	G	G	G	-
Barium Carbonate	-	-	-	-	-	G	-	-	-	-
Barium Chloride	-	C	-	C	-	G	G	G	G	G
Barium Hydroxide	-	C	-	C	-	G	-	-	-	-

AGENT	RUBBER					THERMOPLASTIC				
	Class I	Class II	Class III	Class IV	Class V	Teflon	Nylon	Polyester	Polyurethane	PVC
Barium Salts	-	-	-	-	-	-	G	G	G	G
Barium Sulphate	-	-	-	-	-	G	-	-	-	-
Barium Sulphide	-	U	-	C	-	-	-	-	-	-
Basic Copper Arsenate	-	-	-	-	-	-	G	G	G	G
Beer	-	-	-	-	-	G	-	-	-	-
Beet Sugar Liquors	-	-	-	-	-	G	-	-	-	-
Benzaldehyde	-	-	-	-	-	G	G	G	G	U
Benzene (Benzol)	U	U	-	U	U	C	G	C	C	U
Benzenesulphonic Acid	-	-	-	-	-	C	-	-	-	-
Benzine	G	-	-	-	-	G	-	-	-	-
Benzine (Petroleum Ether)	-	-	-	-	-	G	-	-	-	-
Benzine (Petroleum Naphtha)	-	-	-	-	-	-	-	-	-	-
Benzoic Acid	-	-	-	U	-	-	G	U	U	G
Benzyl Alcohol	-	-	-	U	-	G	C	C	C	C
Benzyl Benzoate	-	-	-		-	G	-	-	-	-
Benzyl Chloride	-	-	-		-	G	-	-	-	-
Biodiesel < 92c	-	-	-	C	-	-	-	-	-	-
Biodiesel > 92c	-	-	-	U	-	-	-	-	-	-
Bismuth Carbonate	-	-	-		-	G	-	-	-	-
Black Sulphate Liquor	-	-	-	C	-	G	-	-	-	-
Blast Furnace Gas	-	-	-	G	-	G	-	-	-	-
Borac Acid	-	-	-	-	-	G	-	-	-	-
Borax	-	C	-	C	-	G	G	G	G	C
Bordeaux Mixture	-	-	-	-	-	G	G	G	G	G
Boric Acid	G	U	-	G	-	G	G	G	G	G
Boric Copper Sulphate	-	-	-	-	-	-	G	G	G	G
Brake Oil, Dot 3	C	C	-	U	-	C	G	-	-	-
Brake Oil, Dot 4	C	C	-	U	-	C	G	-	-	-
Brake Oil, Dot 5	G	C	-	U	-	G	-	-	-	-
Brine	G	U	-	C	G	G	-	-	-	-
Bromine	U	U	-	U		G	U	U	U	C
Bunker Oil	-	-	-	-	-	G	-	-	-	-
ButAdiene	-	-	-	-	-	G	-	-	-	-
Butane	G	-	-	U	C	G	-	-	-	-
Butter Oil	-	-	-	-	-	G	G	G	G	G
Butyl Acetate	U	U	-	U	U	G	G	C	C	U
Butyl Alchol (Butanol)	-	C	-	G	G	G	G	G	G	G
Butyl Amine	-	-	-	-	-	-	-	-	-	-
Butyl Carbitol	-	-	-	-	-	G	-	-	-	-
Butyl Cellosolve	-	-	-	U	-		-	-	-	-
Butyl Mercaptan	-	-	-	-	-	G	-	-	-	-
Butyl Stearate	-	-	-	U	-	G	-	-	-	-
Butylene (Butene)	-	-	-	C	-	-	-	-	-	-
Butyraldehyde	-	-	-	U	-	G	-	-	-	-
Butyric Acid	-	-	-	-	-	G	-	-	-	-
Calcium Acetate 10% Aq	-	-	-	C	-	G	-	-	-	-
Calcium Arsenate	-	-	-		-	-	G	G	G	G
Calcium Bisulphate 10% Aq	-	-	-	G	-	G	-	-	-	-
Calcium Bisulphide	-	-	-	-	-	-	-	-	-	-
Calcium Bisulphite	-	U	-	-	-	G	G	G	G	C
Calcium Carbonate	-	-	-	-	-	G	-	-	-	-
Calcium Chlorate	-	-	-	-	-	G	-	-	-	-
Calcium Chloride 10% Aq	-	C	-	C	-	G	G	G	G	G
Calcium Hydroxide 10% Aq	G	G	-	C	-	G	G	C	C	G
Calcium Hypochlorite 10% Aq	-	U	-	U	-	G	G	C	C	G
Calcium Nitrate 10% Aq	-	-	-	G	-	G	-	-	-	-
Calcium Salts	-	-	-	-	-	-	G	G	G	G
Calcium Silicate	-	-	-	-	-	G	-	-	-	-
Calcium Sulphate	-	-	-	-	-	G	-	-	-	-
Calcium Sulphide	-	-	-	-	-	G	-	-	-	-

PIRTEK

This page is part of a complete catalogue containing technical and safety data.
All data must be reviewed when selecting a product.
Pirtek reserve the right to change technical specifications without notice

TECHNICAL DATA
CHEMICAL RESISTANCE TABLE

AGENT	RUBBER					THERMOPLASTIC				
Legend: G = Good C = Conditional U = Unsatisfactory - No Data	Class I	Class II	Class III	Class IV	Class V	Teflon	Nylon	Polyester	Polyurethane	PVC
Caliche Liquors (Chile Saltpetre)	-	G	-	-	-	-	-	-	-	-
Cane Sugar Liquors	-	-	-	-	-	G	-	-	-	-
Carbitol	-		-	C	-		-	-	-	-
Carbolic Acid (Phenol)	-	U	-	U	-	G	U	U	U	U
Carbon Bisulfide	-	-	-	-	-	-	G	C	C	U
Carbon Dioxide	G	G	-	G	G	G	-	-	-	-
Carbon Disulphide	U	U	-	U	U	-	G	C	C	U
Carbon Monoxide	C	C	-	G	-	G	G	G	G	G
Carbon Tetrachloride	U	U	-	U	-	G	G	U	U	C
Carbonates	-	-	-	-	C	-	-	-	-	-
Carbonic Acid	-	U	-	U	-	G	G	C	C	G
Castor Oil	-	-	-	C	-	G	G	C	C	G
Caustic Potash (<20%)	-	-	-	-	-	-	G	C	C	G
Caustic Potash (>20%)	-	-	-	-	-	-	C	C	C	C
Caustic Soda (Sodium Hydroxide) <20%	-	-	-	-	G	G	G	C	C	G
Caustic Soda (Sodium Hydroxide) >20%	-	-	-	-	G	-	C	C	C	C
Cellosolve Acetate	-	U	-	U	-	G	-	-	-	-
Cellosolve Butyl	-	-	-	-	-	-	-	-	-	-
Cellulubes Celanese (Phosphate Ester Base)	-	-	-	-	-	G	G	U	U	U
Cellusolves Union Carbide	-	-	-	-	-	-	G	U	U	U
China Wood Oil (Tung)	-	G	-	C	-	G	-	-	-	-
Chlordane	-	-	-	-	-	-	G	G	G	C
Chlorinated Solvents	-	U	-	-	U	-	G	U	U	U
Chlorine Gas, Dry	C	C	-	U	U	G	U	U	U	C
Chlorine Gas, Wet (<20%)	U	U	-	U		G	C	U	C	G
Chlorine Trifluoride	-	-	-	-	-	-	-	-	-	-
Chloroacetic Acid	-	U	-	U	-	G	U	U	U	U
Chloroacetone	-	-	-	U	-	-	-	-	-	-
Chlorobenzene	-	-	-	U	-	G	-	-	-	-
Chlorobromomethane	-	-	-	-	-	G	-	-	-	-
Chloroform	U	U	-	U	U	G	G	U	U	U
Chloronapthalene	-	-	-		-	G	-	-	-	-
Chlorosulphonic Acid	U	U	-	U	-	G	-	-	-	-
Chlorotoluene	-	-	-	-	-	G	-	-	-	-
Chromic Acid 30%	U	U	-	U	-	G	U	U	U	C
Chromium Salts	-	-	-	-	-	-	G	G	G	G
Cider	-	-	-	-	-	-	G	G	G	G
Citric Acid	G	U	-	G	G	G	G	C	C	G
Coal Gas	-	-	-	-	-	G	G	G	G	G
Cod Liver Oil	-	-	-	-	-	G	-	-	-	-
Coke Oven Gas	-	C	-	U		G	-	-	-	-
Compressed Air (< 290 Psi or 2000 Kpa)	-	-	-	G	G	G	-	-	-	-
Copper Chloride	-	-	-		-	G	C	G	G	G
Copper Chloride 10% Aq	-	U	-	G	-	U	-	-	-	-
Copper Cyanide 10% Aq	-	-	-		-	-	-	-	-	-
Copper Sulphate 10% Aq	-	U	-	G	-	G	G	G	G	G
Corn Oil	-	G	-	-	-	G	G	G	G	G
Corn Syrup	-	-	-	-	-	G	-	-	-	-
Cottonseed Oil	G	G	-	C	-	G	G	G	G	G
Creosote Oil	-	U	-	C	-	G	U	U	U	C
Cresol	C	-	-	-	-	G	U	U	U	C
Cresylic Acid	-	-	-	-	-	-	U	U	U	C
Crude Petroleum Oil	-	U	-	C	C	G	G	C	G	G
Crude Wax	-	-	-	-	-	G	-	-	-	-
Cupric Sulphate	-	-	-	-	-	-	C	C	C	G
Cutting Oil White & Bagley No. 2190	-	-	-	-	-	G	-	-	-	-
Cyclohexane	C	-	-	-	C	G	G	G	G	-
Cyclohexanol	-	-	-	G	-	-	-	-	-	-
Cyclohexanone	-	-	-	-	-	G	G	G	G	U
Cymene	-	-	-	-	-	G	-	-	-	-

AGENT	RUBBER					THERMOPLASTIC				
Legend: G = Good C = Conditional U = Unsatisfactory - No Data	Class I	Class II	Class III	Class IV	Class V	Teflon	Nylon	Polyester	Polyurethane	PVC
Decalin	-	-	-	-	-	G	G	-	-	-
Denatured Alcohol	-	-	-	-	-	G	-	-	-	-
Detergent / Water Solution (Conc)	C	-	-	G	C	G	-	-	-	-
Diacetone	-	-	-	-	-	G	-	-	-	-
Diacetone Alcohol	-	-	-	-	-	G	G	C	C	U
Diammonium Phosphate	-	-	-	-	-	G	G	C	U	G
Dibenzyl Ether	-	-	-	-	-	G	-	-	-	-
Dibutyl Ether	-	-	-	-	-	G	-	-	-	-
Dibutyl Phthalate	-	-	-	-	-	G	G	C	C	-
Dibutyl Sebacate	-	-	-	-	-	G	-	-	-	-
Dichlorobenzene	-	-	-	-	-	G	-	-	-	-
Diesel Fuel	G	G	C	C	C	G	G	G	G	C
Diesel Oil Light	G	C	-	C	-	G	G	-	-	-
Diethanolamine (20% Conc.)	-	-	-	-	-	G	G	C	C	-
Diethyl Ether	-	-	-	-	-	G	G	C	C	C
Diethyl Phthalate	-	-	-	-	-	G	-	-	-	-
Diethyl Sebacate	-	-	-	-	-	G	-	-	-	-
Diethylamine	-	-	-	C	-		-	-	-	-
Diethylene Glycol	-	-	-	-	-	G	-	-	-	-
Di-Isobutylene	-	-	-	-	-	U	-	-	-	-
Di-Isopropyl Ketone	-	-	-	-	-	G	-	-	-	-
Dimethyl Aniline	-	-	-	-	-	G	-	-	-	-
Dimethyl Formamide	-	-	-	-	-	U	-	-	-	-
Dimethyl Phthalate	-	-	-	-	-	G	-	-	-	-
Dioctyl Phosphate	-	-	-	-	-	-	G	C	C	U
Dioctyl Phthalate (Dop)	-	-	-	C	-	G	G	C	C	U
Dioxane	-	-	-	-	-	G	-	-	-	-
Dipentene	-	-	-	-	-	G	-	-	-	-
Dowtherm A and E	-	-	-	U	-	-	-	-	-	-
Enamels	-	-	-	-	-	-	G	G	G	G
Essential Oils	-	-	-	-	-	-	G	G	G	G
Ethanol	G	C	-	G	G	G	G	C	C	C
Ethanolamine			-				-	-	-	-
Ether	G	U	-		C	G	G	C	C	C
Ethyl Acetate	U	U	-	U	U	G	G	C	C	U
Ethyl Acetoacetate	-	-	-	-	-	G	-	-	-	-
Ethyl Acrylate	-	-	-	-	-	-	-	-	-	-
Ethyl Alchol (Ethanol)	G	C	-	G	G	G	G	C	C	C
Ethyl Benzene	-	-	-	U	-	G	-	-	-	-
Ethyl Cellulose	-	-	-	-	-	-	-	-	-	-
Ethyl Chloride	-	C	-	U	U	G	G	U	U	U
Ethyl Ether	-	-	-	-	-	G	-	-	-	-
Ethyl Mercaptan	-	-	-	-	-	G	-	-	-	-
Ethyl Pentochlorobenzene	-	-	-	-	-	G	-	-	-	-
Ethyl Silicate	-	-	-	-	-	G	-	-	-	-
Ethylene Cellulose	G	U	-	U	G	G	-	-	-	-
Ethylene ChlorhydrIn	-	-	-	-	-	G	U	U	U	U
Ethylene Chloride	-	-	-	-	-	G	-	-	-	-
Ethylene Diamine	-	-	-	-	-	G	-	-	-	-
Ethylene Dichloride	-	U	-	U	-	G	G	U	U	U
Ethylene Glycol	G	G	-	G	G	G	G	G	C	G
Ethylene Oxide	-	-	-	-	U	-	G	C	C	-
Fatty Acid	-	-	-	-	-	G	G	G	G	G
Ferric Chloride	-	U	-	G	-	-	C	-	-	G
Ferric Chloride	-	-	-	-	-	G	-	-	-	-
Ferric Nitrate	-	-	-	-	-	G	-	-	-	-
Ferric Nitrate 10% Aq	-	-	-	G	-		-	-	-	-
Ferric Sulphate 10% Aq	-	U	-	G	-	G	G	G	G	G
Ferrous Chloride	-	-	-	-	-	G	-	-	-	-
Ferrous Nitrate	-	-	-	-	-	G	-	-	-	-

PIRTEK

This page is part of a complete catalogue containing technical and safety data.
All data must be reviewed when selecting a product.
Pirtek reserve the right to change technical specifications without notice

TECHNICAL DATA

CHEMICAL RESISTANCE TABLE

AGENT	RUBBER					THERMOPLASTIC				
Legend: G = Good C = Conditional U = Unsatisfactory - No Data	Class I	Class II	Class III	Class IV	Class V	Teflon	Nylon	Polyester	Polyurethane	PVC
Ferrous Salt Solutions	-	U	-	-	-	-	-	-	-	-
Ferrous Sulphate	-	-	-	-	-	G	-	-	-	-
Fluoboric Acid	-	-	-	-	-		-	U	U	C
Fluoboric Acid	-	-	-	-	-	G	-	-	-	-
Fluorine	-	-	-	-	U	-	U	U	U	C
Fluorosilicic	-	-	-	-	-	-	-	-	U	C
Formaldehyde	C	U	-	U	G	G	G	C	C	G
Formic Acid	G	U	-	C		G	U	U	U	C
Freon 12 (Refrigerant)	C	C	-			G	G	C	C	C
Freon 13 (Refrigerant)	C	-	-	-	-	-	-	-	-	-
Freon 22 (Refrigerant)	C	-	-	-	-	-	-	-	-	-
Fruit Juices	-		-			-	G	G	G	G
Fuel Oil	G	C	-	C		G	G	G	G	C
Fuel Oil (Aromatic Gas) 100 Octane	-	-	-	-	-		G	G	G	C
Fuel Oil (Aromatic Gas) 100 Octane	-	-	-	-	-	-	-	-	-	-
Fumaric Acid	-	-	-	-	-	-	-	-	-	-
Furan Furfuran	-	-	-	-	-	G	-	-	-	-
Furfural	C	C	-	U	-	G	-	-	-	-
Furfuryl Alcohol	-	-	-	-	-	-	G	G	G	G
Galic Acid (< 20%)	-	-	-	C	-	G	G	C	C	G
Gas (Natural)	-	-	-	-	-	G	G	G	G	G
Gas Oil	-	-	-	-	-	-	G	C	G	C
Gaseous Hydrogen	-	-	-	-	-	G	-	-	-	-
Gasohol	-	-	-	C	-	-	-	-	-	-
Gasoline	G	U	-	C	C	G	G	G	G	C
Gasoline (Aromatic)	-	-	-	-	-	-	G	G	G	C
Gasoline (Nor-Aromatic)	-	-	-	-	-	-	G	G	G	G
Gelatine	-	G	-	-	-	-	G	G	G	G
Glucose	-	G	-	-	-	G	G	G	G	G
Glue (Depends On Type)	-	G	-	-	-	G	G	G	G	G
Glycerine, Glycerol	G	G	-	G	G	G	G	G	G	G
Glycol To Wc	-	-	-	-	G	G	G	G	C	G
Grease,Petroleum	G	C	-	-	-	G	G	G	G	C
Green Sulphate Liquor		U	-	U	-	G	-	-	-	-
Heavy Water (D20)	G	-	-		-	G	G	G	-	-
Helium	-	-	-	G	-	-	-	-	-	-
Heptane	U	G	-	C	-	G	G	G	G	C
Hexaldehyde	-	-	-	U	-	G	-	-	-	-
Hexane	U	G	-	G	G	G	G	G	G	C
Hexene	-	-	-	-	-	G	-	-	-	-
Hexyl Alcohol	-	-	-	-	-	G	-	-	-	-
Hydraulic Oil Phos. Ester Blend (MIL L-7808)	-	U	-	-	-	G	G	C	C	U
Hydraulic Oil, Auto Transmission Fluid	-	-	-	-	-	G	G	G	G	U
Hydraulic Oil, Chlorine Base	U	-	-	-	-	G	-	-	-	-
Hydraulic Oil, Ester Blend	-	-	-	-	-	G	-	-	-	-
Hydraulic Oil, Ordinary Petro	G	G	-	-	G	G	-	-	-	-
Hydraulic Oil, Phosphate Ester (FR)	U	U	-	U	-	G	G	C	C	U
Hydraulic Oil, Silicone Oil	G	G	-	-	-	G	-	-	-	-
Hydraulic Oil, Sodium Silicate Base	-	-	-	-	-	G	-	-	-	-
Hydraulic Oil, Water & Petrol Emulsion (FR)		C	-	C	-	G	-	-	-	-
Hydraulic Oil, Water Glycol (85c)	C	G	-	C	-	G	G	C	G	G
Hydraulic,Oil, Water & Oil Emulsion	C	C	-	C	G	G	G	G	G	G
Hydrobromic Acid	-	U	-	G		G	-	-	-	-
Hydrochloric Acid V%	-	U	-	U	U	G	G	U	C	G
Hydrocyanic Acid	G	C	-	U	-	G	U	-	-	G
Hydrofluoric Acid, Cold	-		-	U	-	G	U	U	U	C
Hydrofluoric Acid, Hot	-	U	-	U	-	G	-	-	-	-
Hydrofluorsilic Acid	-	-	-	G	-	G	-	-	-	-
Hydrogen (Gaseous)	G	C	-	G	C	G	G	G	G	G
Hydrogen Peroxide, Concentrated	-	U	-	C	C	G	U	U	U	C

AGENT	RUBBER					THERMOPLASTIC				
Legend: G = Good C = Conditional U = Unsatisfactory - No Data	Class I	Class II	Class III	Class IV	Class V	Teflon	Nylon	Polyester	Polyurethane	PVC
Hydrogen Peroxide, Dilute	-	U	-	C	G	G	G	G	G	G
Hydrogen Sulphate, Gaseous	-	-	-	-	-	G	-	-	-	-
Hydrogen Sulphide, Dry	C	U	-	U	-	G	C	C	-	G
Hydrogen Sulphide, Wet	G	U	-	-	-	G	-	-	-	-
Hydrogluosilic Acid	-	U	-	-	-	-	-	-	-	-
Hydrolube Union Carbide -										
(Hydraulic Fluid Water Glycol Base)	-	-	-	-	-	-	G	C	G	G
Irus Shell 902 Hydraulic Fluid										
(Water-Oil Emulsion)	-	-	-	-	-	G	-	-	-	-
Iso Octane	-	-	-	G	-	G	-	-	-	-
Isobutyl Alcohol	-	-	-		-	G	-	-	-	-
IsocyanAtes	-	-	-	U	-	-	G	G	G	-
Isopropyl Acetate	-	-	-	U	-	G	G	C	C	U
Isopropyl Alcohol	-	-	-	G	G	G	-	-	-	-
Isopropyl Ether	-	-	-	C	-	G	-	-	-	-
Jp-4, Jp-5	-	-	-	-	-	-	-	-	-	-
Kerosene	G	C	-	C	G	G	G	G	G	C
Ketones	-	-	-	-	-	-	G	C	C	U
Lacquer	U	U	-	U	-	G	-	-	-	-
Lacquer Solvents	-	U	-	U	-	G	G	C	C	U
Lactic Acid	C	U	-	-	-	G	G	-	-	G
Lard	-	-	-	-	-	G	G	G	G	G
Lead Acetate	-	-	-	-	-	G	-	-	-	-
Lead Arsenate	-	-	-	-	-	-	G	G	G	G
Lead Sulphate	-	-	-	-	-	-	G	G	G	G
Lead Tetramethyl	-	-	-	-	-	-	G	G	G	-
Light Oil	G		-	-	-	-	G	G	G	G
Lime	-	-	-	-	-	-	G	G	G	G
Lime Sulphur	-	-	-	U	-	-	-	-	-	-
Linoleic Acid	-	-	-	-	-	G	-	-	-	-
Linseed Cake	-	-	-	-	-		G	G	G	G
Linseed Oil	G	G	-	C	-	G	G	G	G	G
Liquefied Petroleum Gas (LPG)	G	-	-	U	C	-	-	-	-	-
Lubricating Oils, Diester Base	-	-	-	-	-	-	G	C	C	-
Lubricating Oils, Petro Base	G	G	-	C	G	-	-	-	-	-
Magnesium Chloride 10%Aq	-	U	-	G	-	G	G	G	G	G
Magnesium Hydroxide 10%Aq	G	C	-	G	-	G	G	C	C	G
Magnesium Sulphate 10%Aq	-	G	-	G	-	G	G	G	G	G
Maleic Acid	-	-	-	-	-	G	G	C	C	G
Mercuric Chloride	G	C	-	G		G	G	G	G	C
Mercury	G	G	-	G	G	G	G	G	G	G
Mesityl Oxide	-	-	-	-	-	G	-	-	-	-
Methane	-	-	-	-	-	-	G	G	G	U
Methy Salicylate	-	-	-	-	-	G	-	-	-	-
Methyl Acetate	-	-	-	-	-	G	G	C	C	U
Methyl Alcohol (Methanol)	-	C	-	C	G	G	G	C	C	U
Methyl Bromide	-	-	-	U		G	C	U	U	U
Methyl Chloride	-	U	-	U	U	G	G	U	U	U
Methyl Ethyl Ketone (MEK)	-	-	-	U	U	G	G	C	C	U
Methyl Formate	-	-	-	-	-	G	-	-	-	-
Methyl Isopropyl Ketone	-	-	-	C	-	-	-	-	-	-
Methyl Methacrylate	-	-	-	-	-	G	-	-	-	-
Methyl Sulphate	-	-	-	-	-	-	G	G	G	-
Methylene Chloride	-	-	-	-	-	G	-	-	-	-
Methylisobutylketone (MIBK)	-	-	-	-	-	G	G	C	C	U
MIL-H-46170	-	-	-	C	-	-	-	-	-	-
MIL-H-5606	-	-	-	C	-	-	-	-	-	-
MIL-H-6083	-	-	-	C	-	-	-	-	-	-
MIL-H-83282	-	-	-	C	-	-	-	-	-	-

PIRTEK

This page is part of a complete catalogue containing technical and safety data.
All data must be reviewed when selecting a product.
Pirtek reserve the right to change technical specifications without notice

TECHNICAL DATA

CHEMICAL RESISTANCE TABLE

Legend:
G = Good
C = Conditional
U = Unsatisfactory
- No Data

AGENT	RUBBER					THERMOPLASTIC				
	Class I	Class II	Class III	Class IV	Class V	Teflon	Nylon	Polyester	Polyurethane	PVC
Milk	-	-	-	-	-	G	G	G	G	G
Mil-L-2104	-	-	-	G	-	-	-	-	-	-
Mil-L-23699	-	-	-	G	-	-	-	-	-	-
Mil-L-7808	-	-	-	G	-	-	-	-	-	-
Mineral Oils	G	-	-	G	G	G	G	G	G	G
Molasses	-	-	-	-	-		G	G	G	G
Monochlorobenzene	-	-	-	-	-	G	-	-	-	-
Mustard	-	-	-	-	-	G	G	G	G	-
Naphtalene	C	U	-	U	U	G	G	C	C	U
Naphtha	G	C	-	G	G		G	C	C	U
Napthenic Acid	-	-	-	-	-	G	-	-	-	-
Natural Gas	-	G	-	U	G	G	-	-	-	-
Nickel Acetate 10% Aq	-	-	-	G	-	G	-	-	-	-
Nickel Chloride	-	U	-	G	-	G	U	U	-	U
Nickel Sulphate	-	U	-	G	-	G	-	-	-	-
Nicotine	-	-	-	-	-	-	G	G	G	G
Nitric Acid (Conc)	U	U	-	U	U	G	C	U	U	G
Nitric ACid (Dil)	C	U	-	U	U	G	C	C	C	G
Nitriuc Acid (Red, Fuming)	-	-	-	-	-	G	-	-	-	-
Nitrobenzene	-	U	-	U	U	G	G	U	U	U
Nitrogen / Argon Gaseous	G	-	-	G	-	G	-	-	-	-
Nitrous Oxide	-	-	-	-	-	-	G	G	G	G
Octyl Alcohol	-	-	-	U	-	G	-	-	-	-
Oil	-	-	-	-	-	-	G	G	G	C
Oil Of Turpentine	-	-	-	-	U		G	G	G	G
Oleic Acid	G	U	-	U	U	G	-	-	-	-
Oleum Spirits	-	U	-	C	-	-	G	G	G	C
Olive Oil	-	-	-	-	-	G	-	-	-	-
Ortho-Dichlorobenzene	-	-	-	U	-	-	-	-	-	-
OS 45 Monsanto Hyd. Fluid (Silicate Ester Base)	-	-	-	-	-	-	G	C	C	-
Oxalic Acid	-	C	-	C	U		G	C	C	G
Oxygen (Liquid)	-	U	-	U	U	-	-	-	-	-
Oxygen Gaseous	-		-	-	-	G	-	-	-	-
Ozone	-	-	-	-	-	G	G	G	G	G
Paint (Oil Based)	-	-	-	-	-	G	G	G	G	C
Paint Solvents (Oil Base)	-	-	-	-	-	G	G	C	C	C
Palmlitic Acid	-	U	-	G		G	G	G	G	G
Peanut Oil	-	-	-	-	-	G	-	-	-	-
Pentane	-	-	-	-	-	-	G	G	G	C
Perchloric Acid	-	-	-	U		G	U	U	U	C
Perchloroethylene	-	U	-	U	U	G	G	U	U	C
Petroleum Oils (Refined)	-	-	-	-	-	G	G	G	G	G
Petroleum Oils (Sour)	-	-	-	-	-	G	G	C	C	G
Phenol (Carbolic Acid)	-	U	-	U	U	-	U	U	U	C
Phenolates	-	-	-	-	-	-	C	C	G	C
Phenols (Carbolic Acid)	-	-	-	-	-	G	-	-	-	-
Phosphate Ester Base Oil	-	U	-	U	U	-	-	-	-	-
Phosphoric Acid (70%)	-		-	U	U	-	-	-	-	-
Phosphoric Acid 10%	G	U	-	U	G	-	G	U	U	G
Picric Acid (Molten)	-	U	-	-	-	G	C	U	U	G
Picric Acid (Solution)	-	C	-	-	-	G	-	-	-	-
Pine Oil	-	-	-	-	-	G	-	-	-	-
Pinene	-	-	-	-	-	G	-	-	-	-
Plating Solution, Chrome	-	-	-	-	-	G	-	-	-	-
Potassium Acetate 10% Aq	-	-	-	G	-	G	-	-	-	-
Potassium Chloride	-	U	-	G	-	G	G	G	G	G
Potassium Cyanide	-	G	-	G	-	G	-	-	-	-
Potassium Dichromate	-	-	-	G	-	G	-	-	-	-
Potassium Hydroxide (Potash)	G	U	-	G	-	G	C	U	U	C
Potassium Nitrate	-	-	-	-	-	G	G	G	G	G

AGENT	RUBBER					THERMOPLASTIC				
	Class I	Class II	Class III	Class IV	Class V	Teflon	Nylon	Polyester	Polyurethane	PVC
Potassium Permanganate (5%. Conc.)	-	-	-	-	-	-	U	U	U	G
Potassium Sulphate	-	G	-	G	-	G	G	G	G	G
Propane	-	-	-	U	-	G	G	G	G	G
Propyl Acetate	-	-	-	U	-	-	-	-	-	-
Propyl Alcohol	-	-	-	-	-	G	-	-	-	-
Pydraul (Stauffer) F-9,150, 600, 625	-	-	-	-	-	-	G	C	C	U
Pyrethrum	-	-	-	-	-	-	G	G	G	G
Pyridine	-	-	-	-	-	G	C	C	G	U
Red Oil	-	-	-	-	-	G	-	-	-	-
Salt Water (Sea Water)	G	U	-	C	G	G	G	G	G	G
Saturated Steam	U	-	-	U	U	-	-	-	-	-
Sewage	-	-	-	G		G	-	-	-	-
Silicone Oils	-	G	-	G	G		-	-	-	-
Silver Nitrate	-	-	-	-	-	G	-	-	-	-
Skydrol Monsanto 500, 7000	-	-	-	-	-	G	G	U	U	U
Soap Solutions	C	-	G	G	C	G	G	G	G	G
Soda (Sodium Carbonate)	G	-	-	G	G	-	G	G	G	G
Soda Water	-	-	-	-	-	-	G	G	G	C
Sodium Acetate 10% Aq	-	-	-	G	-	G	-	-	-	-
Sodium Bicarbonate 10% Aq	-	-	-	G	-	G	-	-	-	-
Sodium Bisulfite	-	-	-	-	-	-	G	G	G	G
Sodium Bisulphate	-	U		-	-	G	-	-	-	-
Sodium Borate	-	-	-	-	-	G	G	G	G	G
Sodium Carbonate	-	-	-	-	-	-	G	G	G	G
Sodium Chloride Solutions	G	U	-	-	G	G	G	G	G	G
Sodium Cyanide	-	-	-	-	-	-	G	G	G	G
Sodium Hydroxide <10%	-	U	-	C	G	G	G	C	C	G
Sodium Hydroxide 40%	-	U	-	-	-	G	-	-	-	-
Sodium Hypochloride 10%	-	-	-	-	C	-	-	-	-	-
Sodium Hypochlorite	-	U	-	G	-	G	C	C	C	G
Sodium Metaphosphate 10% Aq	-	-	-	G	-	-	-	-	-	-
Sodium Nitrate 10% Aq	-	-	-	G	-	G	G	G	G	G
Sodium Perborate 10% Aq	-	U	-	G	-	G	-	-	-	-
Sodium Peroxide 10% Aq	C	U	-	G	-	G	-	-	-	-
Sodium Phosphates 10% Aq	-	U	-	C	-	G	G	G	G	G
Sodium Silicate 10% Aq	G	-	-	G	-	-	G	G	G	G
Sodium Sulphate 10% Aq	-	-	-	G	-	-	G	G	G	G
Sodium Sulphide	-	-	-	-	-	-	G	G	G	G
Sodium Sulphite 10% Aq	G		-	G	-	G	-	-	-	-
Sodium Thiosulphate (Hypo) 10% Aq	-	U	-	G	-	G	G	G	G	G
Solution 2-4D DDT Preparation Hydroxy Quinoline	-	-	-		-		G	-	-	G
Soybean Oil	-	G	-	C	-	G	-	-	-	-
Stannic Chloride	-	U	-	G	-	G	-	-	-	-
Stannous Chloride	-	-	-	-	-		C	G	G	G
Steam	-	-	-	-	-	G	U	U	U	U
Steam	-	U	-	U	-	G	-	-	-	-
Stearic Acid	-	-	-	-	-		G	G	C	G
Stearic Acid, Botanical	-	C	-	G	-	G	-	-	-	-
Stearin	-	-	-	-	-		G	G	G	-
Stoddard Solvent	-	-	-	-	-	G	G	U	U	C
Styrene	-	-	-	-	-	G	G	C	C	-
Sucrose Solution	-	-	-	-	-	G	-	-	-	-
Sulphur	-	-	-	-	-		G	G	G	G
Sulphur	C	G	-	G	G	G	-	-	-	-
Sulphur Chloride	-	C	-	U		G	-	-	-	-
Sulphur Dioxide	G	U	-	U	U	G	U	U	U	C
Sulphur Trioxide	-	U	-	-	-	-	C	U	U	G
Sulphuric Acid, 10%, Hot	G	U	-	U	U	G	-	-	-	-
Sulphuric Acid, 10%. Cold	G	U	-	U	U	G	C	U	U	G
Sulphuric Acid, 75%, Cold	U	U	-	U	U	G	-	-	-	-

PIRTEK

This page is part of a complete catalogue containing technical and safety data.
All data must be reviewed when selecting a product.
Pirtek reserve the right to change technical specifications without notice

TECHNICAL DATA
CHEMICAL RESISTANCE TABLE

AGENT	RUBBER					THERMOPLASTIC				
Legend: G = Good C = Conditional U = Unsatisfactory - No Data	Class I	Class II	Class III	Class IV	Class V	Teflon	Nylon	Polyester	Polyurethane	PVC
Sulphuric Acid, 75%, Hot	U	U	-	U	-	G	-	-	-	-
Sulphuric Acid, 95%, Cold	U	U	-	U	-	G	U	U	U	U
Sulphuric Acid, 95%, Hot	U	U	-	U	-	G	-	-	-	-
Sulphurous Acid	G		-	G	-		U	U	U	C
Tannic Acid	G	U	-	G	-	G	G	C	C	G
Tar	-	U	-	G	-	G	G	G	G	G
Tartaric Acid	-	U	-	G	-	G	G	G	G	G
Terpineol	-	-	-	-	-	G	-	-	-	-
Toluene	U	U	-	U	U	G	G	C	C	U
Toluol	-	-	-	-	-		G	C	C	U
Transformer Oil	-	-	-	-	-	G	-	-	-	-
Transmission Fluid Type A	G	-	-	-	-	G	-	-	-	-
Tributoxyethyl Phosphate	-	-	-	-	-	G	-	-	-	-
Tributyl Phosphate	-	-	-	-	-	G	G	C	C	U
Trichloracetic Acid	-	-	-	-	-	-	U	U	U	C
Trichlorethylene	U	U	-	U	U	G	G	U	U	C
Tricresyl Phosphate	-	-	-	U	-	-	G	C	C	U
Trisodium Phosphate Solution	-	-	-	-	-	-	G	C	C	G
Tung Oil (China Wood Oil)	-	G	-		-	G	-	-	-	-
Turpentine Oil	-	U	-	G	-	G	G	G	G	G
Ucon Union Carbide										
(Hydraulic Fluid Water Glycol Base)	-	-	-	-	-	-	G	C	G	G
Urea	-	-	-	-	-	G	G	C	C	G
Uric Acid	-	-	-	-	-	-	G	U	U	G
Varnish	U	-	-	G	-	-	G	G	G	U
Vegetable Greases	-	-	-	-	G	G	-	-	-	-
Versilube	-	-	-	-	-	G	-	-	-	-
Vinegar	-	-	-	-	-	G	G	C	C	G
Vinyl Chloride	-	-	-	-	-	G	-	-	-	-
Water @ 65°C	-	G	G	C	-	G	G	G	G	G
Water Glycol	-	-	-	G	-	-	-	-	-	-
Water, Normal Temp	G	C	G	G	G	G	-	-	-	-
Whiskey	-	-	-	-	-	G	-	-	-	-
White & Bagley No. 2190 Cutting Oil	-	-	-	-	-	G	G	-	-	-
Wine	-	-	-	-	-	G	G	G	G	G
Wool Oil	-	-	-	-	-	-	G	G	G	G
Xylene	-	-	-	U	U	G	G	C	C	U
Xylol	-	-	-	-	-	-	G	C	C	U
Zinc Acetate	-	-	-	-	-	G	-	-	-	-
Zinc Chloride 10% Aq	-	C	-	G	-	G	G	G	G	G
Zinc Hydrate	-	-	-	-	-	-	U	C	C	G
Zinc Sulphate 10% Aq	-	C	-	G	-	G	U	C	C	G

PIRTEK

This page is part of a complete catalogue containing technical and safety data.
All data must be reviewed when selecting a product.
Pirtek reserve the right to change technical specifications without notice

PIRTEK
This page is part of a complete catalogue containing technical and safety data.
All data must be reviewed when selecting a product.
Pirtek reserve the right to change technical specifications without notice