Click on Product Code / Description to be Taken to That Page

Page	Group	Product Code	Construction	Normal Usage	Features & Benefits
6-7	AIR-WATER & MULTIPURPOSE	IRRF / IRBF Red-Flex Blue-Flex		Red or blue weather resistant hose for general industrial applications involving oil or water.	Economical non conductive rubber hose. Blue denotes water conduit, red denotes oil conduit.
8		MPH Multipurpose Hose		High quality black multi-purpose hose with spiral wound textile reinforcement.	Synthetic black rubber inner and outer. Abrasion and weather resistant. Oil resistant.
9-10		IRSA / IRSAB Steel Air		Hose with steel wire plies for compressed air at high pressures and temperatures.	Safety yellow cover resistant to ageing, weather and ozone. Blue spiral stripe.
11-12		IRYCAW / IRPAW Yellow Air Premium Air Water		Safety yellow softwall air compressor hoses for medium to heavy duty applications on industrial work sites	Oil mist resistant tube and cover. 17.2 bar WP (Premium has blue spiral and 20 bar WP)
13		IRAW Air Water		Softwall discharge hose for water, compressed air, and non-corrosive fluids.	SBR tube / EPDM cover. Oil mist resistant. Black with blue on green spiral stripe. 10 bar WP.
14		IRWD Water Delivery		Softwall lightweight black hose for industrial and waste waters.	Lightweight and weather resistant. Black text on a green spiral stripe. 5 bar WP.
15		IRFAW FRAS Air / Water / Stonedust		Softwall hose for arduous air/water applications in underground mining.	Weather resistant black cover with orange spiral. Fire resistant and anti static.
16-17		IRWSD / IRFWSD/H Water Suction & Delivery / FRAS		Hardwall hose for suction or delivery of water and non-corrosive fluids. IRFWSD/H is the FRAS version	Weather resistant and helix wire support. Grey text on green spiral 10 bar or white text on orange 10/20 bar (FRAS)
18-19	WASHDOWN & STEAM	IRWDR/W Red or White IRPWD Premium		Softwall hot water discharge hoses for washdown in dairies, food processing.	Available with red or white cover. Also suited to outdoor use. Premium suits higher temperatures
20-21		IRSS Steel Steam		Steel braid steam hose suited to saturated steam up to 18 bar.	Not suited to steam cleaners. Abrasion resistant red cover and red embossed spiral.
22-24	OIL / FUEL	IROFD / IROFSD Oil / Fuel Delivery / Suction		Lightweight hardwall suction and delivery hose for fuels and oils.	Unsuitable for phosphate esters. Abrasion and weather resistant black cover with yellow spiral.
25		IRCOSD Oil / Fuel Corrugated S / D		Lightweight corrugated suction and delivery hose for fuels and oils with an aromatic content to 30%.	Greater flexibility than IROFSD. Abrasion and weather resistant black cover with red spiral.
28		IRPC Premium Chemical		Versatile XLPE hose for suction & delivery of a wide range of chemicals.	Incorporates anti-static wire. Green cover with a purple spiral stripe.
29	FOOD & BEVERAGE /CHEMICAL	IRFF Food Flex		Flexible hose for suction & discharge of milk & food stuff from tank truck	Food grade FDA approved rubber, Phthalates free. Light weight & flexible.
30		IRBD Beverage Delivery		Food grade softwall hose for non-fatty liquids, potable water, beverages etc.	Not suited to fatty foods. Tube meets F.D.A title 21, item 177.2600 & D.M. 21/3173.
31		IRPF Premium Food		Red hardwall hose for suction and delivery of wine and alcohols at 96%. Odourless and taste free.	Particularly suited to use in breweries and distilleries.
32-33		IRLF Liquid Food IRPLF Premium		Light weight suction hose for milk and liquid foods, particularly on tank trucks. Premium is Heavy Duty	Good flexibility and ease of handling. Blue hose with white spiral stripe. Premium is higher W.P.
34	MAT'L H'LING	IRHAB Hot Air Blower		Transfer of dry bulk materials using hot compressed air to tankers	Blue hardwall hose with red stripe. .

Click on Product Code / Description to be Taken to That Page

Page	Group	Product Code	Construction	Normal Usage	Features & Benefits
35	MATERIALS HANDLING	**IRDM Dry Materials**		Black softwall hose for delivery of dry abrasive materials.	Synthetic rubber inner and outer. Abrasion and weather resistant. Yellow spiral stripe.
36		**IRSB Sandblast**		Used for the delivery of sand, cast steelshot and abrasive materials used in sand blasting service	High abrasion resistance and anti-static rubber compound. Available in 2 wall thicknesses.
37	AUTO	**IRDEF Diesel Exhaust Fluid (Adblue®) Hose**		Softwall hose for transfer of DEF fluid including for use on reels	Anti-static compounds for use in Class 1/Division 1 areas. Sulphur-free EPDM rubber ensuring no contamination of fluid.
38		**IRR Radiator Hose**		2-ply softwall radiator hose for conveying hot water, anti-freeze etc.	Smooth heat & weather resistant black cover with green spiral stripe.
39	MARINE	**IRME Marine Exhaust**		Hardwall corrugated rubber hose intended for gas exhaust in pleasure boats.	Flame retarding and weather resistant black cover with blue spiral stripe.

Product Code & Hose Type		Working Pressure (bar)																		Pg.
	dia. (ins.)	¼	5/16	3/8	½	5/8	¾	1	1¼	1 ½	1¾	2	2½	3	3½	4	5	6	8	
	mm size	-006	-008	-010	-013	-016	-019	-025	-032	-038	-045	-051	-063	-076	-090	-102	-127	-152	-200	
IRRF	Red-Flex	20	20	20	20	20	20	20	20	20		20								6
IRBF	Blue-Flex				20		20	20												7
MPH	Multipurpose	35	35	35	35	35	35	35												8
IRSA	Steel Air				45		45	45	45	45		45	35	35		35				9
IRSAB	Steel Air Bull Hose											69								10
IRYCAW	Yellow Air				17		17	17												11
IRPAW	Premium Air Water				20		20	20	20	20		20	20	20		20				12
IRAW	Air / Water				10		10	10	10	10		10	10	10	10	10				13
IRWD	Water Delivery															5 bar from 4" to 12"				14
IRFAW	FRAS Air / Water				20		20	20	20	20		20	20	20		20				15
IRWSD	Water Suction							10	10	10		10	10	10	10	10		10		16
IRFWSD	FRAS Water Suction											10		10		10		10		17
IRFWSDH	FRAS Water Suction							20				20	20	20		20		20		17
IRWDR/W	Washdown Red / White				10		10	10												18
IRPWD	Premium Washdown				10		10													19
IRSS	Steel Steam 270				18		18	18	18	18										21
IROFD	Oil Fuel Hoses						10	10	10	10	10	10	10	10		10	10			22/24
IRCOSD	Corrugated Oil Suction						5			5										25
IRPC	Premium Chemical						10	10	10	10		10	10	10		10				26
IRFF	Food Flex							6	6	6		6	6	6		6				29
IRBD	Beverage Delivery						10	10	10	10		10	10	10		10				30
IRPF	Premium Food						10	10	10	10	10	10	10	10		10				31
IRLF	Liquid Food							6	6	6		6	6	6						32
IRPLF	Premium Liquid Food											10	10							33
IRHAB	Hot Air Blower													10		10				34
IRDM	Dry Materials													6	6	6	6			35
IRSB	Sand Blast								10											36
IRDEF	DEF (Adblue®)	15			20	20	20	20												37
IRR	Radiator Hose						Sizes from 19 mm to 102 mm with 3 bar WP													38
IRME	Marine Exhaust							Sizes from 25 mm to 305 mm with 1.6 bar WP												39

PIRTEK

This page is part of a complete catalogue containing technical and safety data.
All data must be reviewed when selecting a product.
Pirtek reserve the right to change technical specifications without notice

Click on Product Code / Description to be Taken to That Page

Page	Group	Product Code	Construction	Normal Usage	Features & Benefits
41-51	SPECIAL	CT Range Stainless St. Hose Heat Sleeves, BOP		Stainless steel hoses with a variety of constructional details to suit the intended applications	Manufactured assemblies to ISO 10380 using end fittings to ISO 10806. BOP hose to API 16D, Lloyds OD1000/499
52	TEFLON	STH Teflon Hose		Medium pressure steam laundry equipment, plastic moulding and air compressor discharge.	Teflon liner / SS braid allow high temperature and chemical capability.
53	PVC PRESSURE	IPAF Pirtek-Flex Air		General purpose blue air hose with cold weather formulation to maintain flexibility in cold conditions.	Oil mist resistance. Conforms to AS/NZ 2554 Class B
54		IPCF Pirtek-Flex Clear		Transparent PVC hose with red and blue trace for use with air, water, food and petroleum transfer.	Conforms to AS2070
55		IPAW Pirtek-Flex Air Water		General purpose air and water hose with optimum flexibility, resilience & kink resistance	Oil mist resistant. Conforms to AS/NZ 2554 Class B
56		"IPFAW FRAS Air Water"		General purpose hose used in underground mining for air/water applications.	"Fire Resistant, Anti-Static Conforms to AS2660 A & AS/NZS2554 A"
57		IPAG Agricultural Spray		Premium hose designed for high pressure weedicide and pesticide applications	Excellent flexibility
58		IPDP Drum Pump		Petrol and oil resistant hose for dispensing fuels and oils	Features excellent flexibility at low temperatures
59		IPPR Petrol Resistant Anti-Static		Petrol and oil resistant hose for dispensing fuels	All sizes incorporates static dissipation copper wires
60		IPAB Divers Air Breathing		Approved braided divers air breathing hose for professional and sports diving	Also suitable for breathing apparatus for spray booths and sand blasting
61		IPEB Estate Blueline		Highly flexible premium hose for watering parks and gardens	Kink, burst and UV light resistant
62		IPHW Hot Wash White		Highest grade hose for hot washdown use in the food industry	Thermoplastic rubber smooth outer cover is highly resistant to lactic acid and fats
63		IPRW Reclaimed Water		A hose specially formulated for use with reclaimed water. Lilac cover complies with international standards	Has “RECLAIMED WATER NOT FOR DRINKING” printed along its length for added safety
65		IPCVT Clear Vinyl Tube		A non toxic clear tube suitable for the low pressure transfer of food and beverages and petrochemical transfer	Conforms to AS2070
65-66	PVC SUCTION	IPHG / IPHB Helix-Grey Helix-Blue		A durable PVC suction hose suited to the rigours of industry. Blue for diesel / mineral oil, chemicals, waste sewerage	UV stabilised
67		IPSF Pirtek-Flex Spring		Steel spiral embedded in a clear transparent PVC hose. Ideal for vacuum pumps, air seeders, etc.	Food grade formulation suits food and drink transfer, vacuum tankers and shipyards.
68		IPWB Wine & Beverage		Designed for the conveyance of wines and spirits up to 28% alcohol	The heavy wall design makes it also ideal for the canning and food packaging industries
70-71	LAYFLAT	IPBL / IPRL Layflat Blue Layflat Red		Heavy & light duty layflat hoses for the discharge of water or other liquid eg construction site dewatering	The lightweight blue version is a 1-piece design, allowing safe piercing for trickle irrigation applications

Page	Group	Product Code	Construction	Normal Usage	Features & Benefits
73-75	COMPOSITE HOSES	CH901,982,1000,1001 CH1003 Fuel Codes		Specially designed for the suction and delivery of fuels and oils in tankers, ship to shore and production equipment	Selected polypropylene fabrics in conjunction with galvanised steel wire reinforcement
75		CHVRH Vapour Recovery		For the collection of hydrocarbon vapours within the petroleum industry	Selected polypropylene fabrics in conjunction with galvanised steel wire reinforcement
76		CHHP Hot Products		Specially designed for the suction and delivery of hydrocarbon products at elevated temperatures eg tar & bitumen	Temperatures up to 180°C
76-77		CHAV Aviation Hoses		Transfer hoses for the suction and delivery of aviation fuels	Selected polypropylene fabrics in conjunction with galvanised or stainless steel wire reinforcement
78-81		CH951,952,969,970 CH971, CH998 Chemical Hoses		Suitable for the suction and delivery of chemicals.	Refer to Pirtek for specific applications. Static electricity implications in some cases
80		CH940 Cryogenics Hose		Suitable for the suction and delivery of gases, organic solvents, and alkalies	Refer to Pirtek for specific applications
82	SILICONE HOSES	SCH4PMBLU		Heavy duty, high performance coolant hose designed for extreme pressure and temperature conditions in engine environments.	High strength 4 polyester reinforcement. Industry recognised matte blue cover. Meets/exceeds SAE J20 R1 HT, TMC RP 303B/304D Class1 Grade II"
83		SCHE45MBLU SCHE90MBLU		Heavy duty, high performance 45º & 90º elbows, designed for extreme pressure and temperature conditions in engine environments.	High strength 5 polyester reinforcement. Industry recognised matte blue cover. Meets/exceeds SAE J20 R1 HT, TMC RP 303B/304D Class1 Grade II"
84		SHHSTDB		"Heavy duty heater hose delivering high performance & flexibility, designed for extreme thermal conditions inengine environments.	High strength 1 polyester reinforcement. Resistant to coolant additives. Meets/exceeds SAE J20 R3 HT, TMC RP 303B/304D Class1 Grade II"

Product Code & Hose Type		Working Pressure (bar)																		Pg.
	dia. (ins.)	¼	5/16	3/8	½	5/8	¾	1	1¼	1 ½	1¾	2	2½	3	3½	4	5	6	8	
	mm size	-006	-008	-010	-013	-016	-019	-025	-032	-038	-045	-051	-063	-076	-090	-102	-127	-152	-200	
METALLIC	Stainless Steel	Sizes from 1/4" to 8" with WP dependent on braid configuration																		39
PFA	BOP / Control Fire Armour							●	●	●		●								49
STH	Teflon	Refer to catalogue page 50																		50
IPAF	Pirtek-Flex Air	20	20	20	20		16													51
IPCF	Pirtek-Flex Clear	14	14	14	14	14	14	14	12	14		9								52
IPAW	Pirtek-Flex Air / Water	20		20	20		16	16	16	16										53
IPFAW	FRAS Air/Water				20		20	20/35	20	20		20								54
IPAG	Agricultural Spray		21	21	21		21	21	21	21										55
IPDP	Drum Pump						10	10												56
IPPR	Petrol Resistant							13	12	10										57
IPAB	Air Breathing / Divers		16	25																58
IPEB	Estate Blueline				10		10	10	10	10										59
IPHW	Hot-Wash White				20		18													60
IPRW	Reclaimed Water						10	10												61
IPCVT	Clear Vinyl Tube	6	5	4	5	4	4	4	3	3		3								62
IPHG / IPHB	Helix Grey / Blue							●	●	●		●	●	●		●				63-64
IPSF	Spring Flex				15	11	10	8	7	6		4	3	3						65
IPWB	Wine and Beverage							7	7	6		5	5	5		4	4	3.5		66
IPBL / IPRL	Layflat Blue / Red									●		●	●	●		●	●	●		68-69
CH901-1003	Fuel Hoses							●	●	●		●	●	●		●				71-73
CHVRH	Vapour Recovery Hose															4				73
CHHP	Hot Products Hose							10	10	10		10	10	10		10				74
CHAV	Aviation Hoses									●		●	●	●		●				74-89
CH951-998	Chemical Hoses							●	●	●		●	●	●		●				76-79
CH940	Cryogenics Hose							25	25	25		25	25	25		21				78

● Refer to product pages for ratings

WARNING

SAFETY PRECAUTIONS FOR THE USE OF *PIRTEK*® HOSE ASSEMBLIES

Your Personal Safety may directly or indirectly be compromised if the hose assembly is abused.

By following the INSTRUCTIONS below, the more common abuses of hose and hose assemblies can be avoided.

INSPECT the hose assembly before each use.

REPLACE the hose assembly immediately if:

A. The cover appears abnormal
B. You believe it may be abnormal
C. There is any fluid leakage
D. The fittings are damaged
E. The hose is damaged
F. Reinforcement is visible through the cover

DO NOT EXCEED the maximum working pressure of the hose.
DO NOT KINK the hose assembly.
DO NOT BEND beyond the specified minimum bend radius of the hose.
DO NOT EXPOSE to temperatures beyond the published maximums for the hose or fluid being conveyed.
DO NOT USE AS A STRENGTH MEMBER for pulling or lifting equipment. Use support cables for vertical installations.
USE ONLY WITH COMPATIBLE FLUIDS as outlined in the Chemical Compatibility Charts or as specifically approved in writing by Pirtek Fluid Systems.
PIN PRICK THE COVER of hoses used for compressed air above 17 bar or 250 psi to allow the safe escape of air that permeates through the liner and reinforcement (except STH, R5HT and 3130). The maximum working pressure and temperature must also be reduced by 30%.
Use only Pirtek HOSE AND FITTINGS COMBINATIONS as designated in their current assembly guidelines.
Use only Pirtek PROCEDURES and ASSEMBLY EQUIPMENT as published and maintained in their M.A.P.S. documentation.

- The use of conventional wire reinforced rubber hose often entails the pressure fluctuations of fluid.
- The factors concerned with such pressure fluctuations are generally classified into two: those stemming from the pump itself, and the others ascribable to external impacts imparted to the hose via the operating demands. The latter are considered to have the greater effect on the service life of the hose.
- External impulse pressure is estimated to be 150% of the set pressure (actual working pressure) of a relief valve, and sometimes exceeds 300%.

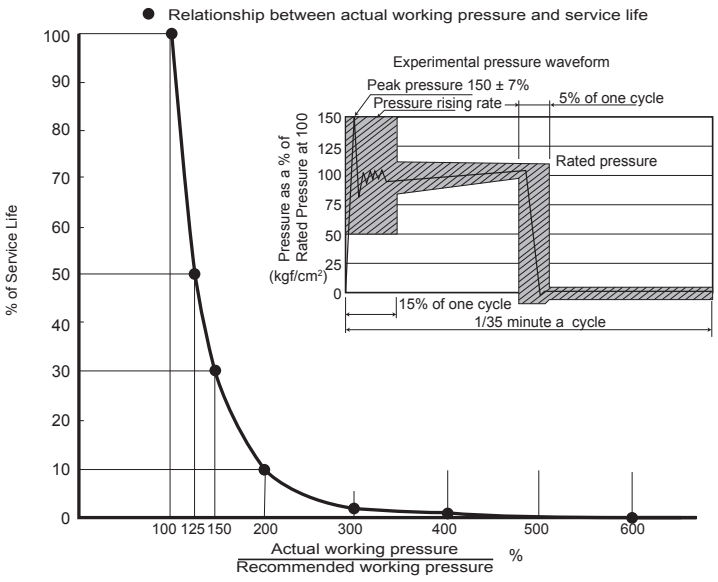

IRRF
RED-FLEX

Construction

Inner Tube:
Oil resistant Class A NBR (Nitrile) rubber

Reinforcement:
High strength polyester yarn

Cover:
NBR/PVC Blend. Red non-conductive, ozone and weather resistant cover. Resists ultra violet, mineral oils and grease

Applications

Hydraulic fluid, fuels, oil, air, water, light chemicals, pH above 5, gasoline, petrol, diesel, light oil, petroleum oil products. Any type of oil and fuel up to aromatic content 50%. OK with Petrol 91/95/98, E10, E85 & Diesel Fuel

Temperature Range:
Mineral oil -20°C up to +95°C
External ambient -20°C up to 70°C
Water 0°C up to +50°C (continuous) +70°C (temp)
Air -20°C up to +50°C

Comment:
Lay line example may not be a true indication of current status. Refer Pirtek for current information

Reference Specifications

AS/NZS 2554 Class B for air.

Conductivity:
Outer cover non-conductive properties: 1 Megaohm per centimetre of hose length at 1000 V DC.

Hose Tails:
Pirtek 'P' Series all sizes, Hose Clamp not required and could possibly damage hose. Pirtek 'T' Series option on 6, 8, 10 and 13 mm sizes

Lay line example: White text on red background. Note comment above

PIRTEK RED-FLEX MULTI-PURPOSE NON CONDUCTIVE RMA CLASS A OIL RESISTANT TUBE IRRF-19 19 mm 300 PSI (20 BAR)

Product Code	Nominal ID		OD	Pressure bar		Weight
	mm	in	mm	working	min burst	Kg/m
IRRF-06	6.0	1/4	13.0	20	80	0.17
IRRF-08	8.0	5/16	15.0	20	80	0.20
IRRF-10	10.0	3/8	17.0	20	80	0.24
IRRF-13	13.0	1/2	21.1	20	80	0.29
IRRF-16	16.0	5/8	26.0	20	80	0.53
IRRF-19	19.0	3/4	29.0	20	80	0.68
IRRF-25	25.4	1	36.0	20	80	0.85
IRRF-32	32.0	1.1/4	44.0	20	60	1.15
IRRF-38	38.0	1.1/2	54.0	20	60	1.72
IRRF-50	50.0	2	66.0	20	60	2.34

*** Note:** Minimum Bend Radius. For Industrial Rubber Hoses that don't show a bend radius, as an approximate guide multiply 8 times the ID for delivery hoses and 7 times ID for suction hose with a wire helix.

This page is part of a complete catalogue containing technical and safety data.
All data must be reviewed when selecting a product.
Pirtek reserve the right to change technical specifications without notice

IRBF
BLUE-FLEX

Construction

Inner Tube:
Oil resistant Class A NBR (Nitrile) rubber

Reinforcement:
High strength polyester yarn

Cover:
NBR/PVC Blend. Blue ozone and weather resistant cover. Resists ultra violet, mineral oils and grease

Applications

Hydraulic fluid, fuels, oil, air, water, light chemicals, pH above 5, gasoline, petrol, diesel, light oil, petroleum oil products. Any type of oil and fuel up to aromatic content 50%. OK with Petrol 91/95/98, E10, E85 & Diesel Fuel

Temperature Range:
Mineral oil -20°C up to +95°C
External ambient -20°C up to 70°C
Water 0°C up to +50°C (continuous) +70°C (temp)
Air -20°C up to +50°C

Comment:
Lay line example may not be a true indication of current status. Refer Pirtek for current information

Reference Specifications

AS/NZS 2554 Class B for air.

Conductivity:
Non conductive properties: 1 Megaohm per centimetre of hose length at 1000 V DC.

Hose Tails:
Pirtek 'P' Series all sizes, Hose Clamp not required and could possibly damage hose. Pirtek 'T' Series option on 13 mm size

Lay line example: Yellow text on blue background. Note comment above

PIRTEK BLUE-FLEX MULTI-PURPOSE NON CONDUCTIVE RMA CLASS A OIL RESISTANT TUBE AND COVER IRBF-19 19 mm 300 PSI (20 BAR)

Product Code	Nominal ID		OD	Pressure bar		Weight
	mm	in	mm	working	min burst	Kg/m
IRBF-13	13.0	1/2	20.0	20	80	0.29
IRBF-19	19.0	3/4	30.0	20	80	0.68
IRBF-25	25.4	1	36.0	20	80	0.85

*** Note:** Minimum Bend Radius. For Industrial Rubber Hoses that don't show a bend radius, as an approximate guide multiply 8 times the ID for delivery hoses and 7 times ID for suction hose with a wire helix.

This page is part of a complete catalogue containing technical and safety data.
All data must be reviewed when selecting a product.
Pirtek reserve the right to change technical specifications without notice

MPH
MULTIPURPOSE HOSE



Construction

Inner Tube:
Seamless NBR (Nitrile) rubber, oil resistant

Reinforcement:
Two or four spirals of textile fibre

Cover:
Black CR (Neoprene) rubber resistant to abrasion, oils, ozone and weathering

Applications

Low pressure hose for fluids such as mineral and vegetable oils, aqueous emulsions, water, air and inert gases.

Temperature Range:
Mineral oil -40°C up to +100°C
External ambient -40°C up to 70°C
Water 0°C up to +50°C (continuous) +70°C (temp)
Air -40°C up to +50°C

Comment:
Lay line example may not be a true indication of current status. Refer Pirtek for current information

Reference Specifications

Exceeds SAE J 517 (100 R6)
Exceeds EN 854 R6
JIS B 8360

Impulse Testing:
400 000 cycles of JIS waveform @ 133% of working pressure (hose only) all sizes

Hose Tails:
Pirtek 'P' Series all sizes, Hose Clamp not required and could possibly damage hose.
Pirtek 'T' Series option on 3/8, 1/2, 5/8 sizes

Lay line example: Green text on black background. Note comment above

PIRTEK MULTI MPH-12 (3/4") 35BAR W.P. (500 PSI)

Product Code	Nominal ID		Reinforcement	OD	Pressure bar *		Min bend radius	Weight
	mm	in		mm	working	min burst	mm	Kg/m
MPH-04	6.3	1/4	4 fabric spiral	14.0	35 *	140	55	0.15
MPH-05	8.0	5/16	4 fabric spiral	15.8	35 *	140	60	0.19
MPH-06	9.5	3/8	4 fabric spiral	17.4	35 *	140	65	0.21
MPH-08	12.7	1/2	4 fabric spiral	21.3	35 *	140	90	0.28
MPH-10	15.9	5/8	2 fabric spiral	23.5	35 *	140	110	0.30
MPH-12	19.0	3/4	4 fabric spiral	31.4	35 *	140	135	0.59
MPH-16	25.4	1	4 fabric spiral	37.5	35 *	140	170	0.74

* Note: Working Pressure for air use is 20 bar

PIRTEK
This page is part of a complete catalogue containing technical and safety data.
All data must be reviewed when selecting a product.
Pirtek reserve the right to change technical specifications without notice

IRSA
STEEL AIR



Construction

Inner Tube:
Black smooth SBR rubber compound, oil mist resistance.

Reinforcement:
2 plies of steel wire cord

Cover:
Yellow smooth (wrapped finish) long lasting EPDM rubber compound. Good weathering and ozone resistance.

Applications

Hose with steel wire plies for compressed air at high pressure and temperature in severe working conditions such as quarries, mining and heavy duty industrial applications.
For applications above 40°C air hose outer cover must be pin pricked

Temperature Range:
-30°C up to +70°C

Comment:
Lay line example may not be a true indication of current status. Refer Pirtek for current information. Pressure rating as per table

Reference Specifications

Hose Tails:
Industrial fittings
High pressure 4 bolt air clamps
'J' Series for some sizes

Note: IRSA is not recommended for vertical drill rig applications, use IRSAB

Lay line example: Yellow text on blue background. Note comment above

PIRTEK STEEL AIR IRSA 45 BAR (675 psi) WORK. PRESS.

Product Code	Nominal ID		OD	Pressure bar		Weight
	mm	in	mm	working	min burst	Kg/m
IRSA-013 †	13	1/2	25.5	45	135	0.57
IRSA-019 †	19	3/4	32.0	45	135	0.75
IRSA-025	25	1	38.0	45	135	0.98
IRSA-032 †	32	1.1/4	46.0	45	135	1.33
IRSA-038	38	1.1/2	54.0	45	135	1.81
IRSA-051	51	2	66.0	45	135	2.17
IRSA-063	63.5	2.1/2	80.0	35	105	2.85
IRSA-076	76	3	96.5	35	105	4.67
IRSA-102	102	4	122.0	35	105	6.00

* **Note:** Minimum Bend Radius. For Industrial Rubber Hoses that don't show a bend radius, as an approximate guide multiply 8 times the ID for delivery hoses and 7 times ID for suction hose with a wire helix.
† Non- Stocked, available on request

IRSAB
SUPER AIR BULL HOSE



Construction

Inner Tube:
Black smooth SBR rubber compound oil mist resistant

Reinforcement:
4 plies of steel wire cord

Cover:
Blue smooth (wrapped finish) synthetic rubber MSHA flame retardant and abrasion and oil resistant. Cover pin-pricked.

Applications

Hose with steel wire plies for compressed air in severe working conditions such as quarries, drill rigs, mining and heavy duty industrial applications. Heavier construction and higher temperature capability to suit bull hose applications

Temperature Range:
-30°C up to +135°C **(peaks to 150**°C)

Comment:
Lay line example may not be a true indication of current status. Refer Pirtek for current information. Pressure rating as per table

Reference Specifications

Complies to MSHA IC-100/3

Hose Tails:
Industrial fittings
High pressure 4 bolt air clamps
'J' Series for some sizes

Lay line example: Blue Cover / Yellow Layline. Note comment above

PIRTEK SUPER AIR BULL IRSAB 69 BAR (1000 psi) W.P. MSHA

Product Code	Nominal ID		OD	Pressure bar		Min.Bend Radius	Weight
	mm	in	mm	working	min burst	mm	Kg/m
IRSAB-025 †	25	1	38	69	280	175	1.13
IRSAB-032 †	32	1.1/4	45	69	280	224	1.38
IRSAB-038	38	1.1/2	58	69	280	266	2.57
IRSAB-051	51	2	69.5	69	280	357	3.29
IRSAB-063	63.5	2.1/2	84.5	69	280	445	4.67
IRSAB-076	76	3	98	69	280	532	5.75
IRSAB-102 †	102	4	129	69	280	714	9.83

† Available to order

PIRTEK
This page is part of a complete catalogue containing technical and safety data.
All data must be reviewed when selecting a product.
Pirtek reserve the right to change technical specifications without notice

IRYCAW
YELLOW AIR - WATER HOSE

Construction

Inner Tube:
Blended NR, SBR, and NBR rubber compound, oil mist resistant non-conductive.

Reinforcement:
High strength polyester yarn

Cover:
Safety yellow smooth weather and ozone resistant synthetic. Oil mist resistant

Applications

Economical yellow softwall air compressor hose designed to handle water and compressed air on industrial work sites

Temperature Range:
-30°C up to +80°C

Comment:
Lay line example may not be a true indication of current status. Refer Pirtek for current information

Reference Specifications

20 metre coils in all sizes
100 metre coils in 3/4" and 1" sizes

Hose Tails:
Industrial universal fittings
High pressure 2 and 4 bolt clamps

Lay line example: Black text on yellow background. Note comment above

PIRTEK YELLOW COMPRESSED AIR - WATER HOSE IRYCAW-025 25 mm 290 psi (20 BAR) WORK PRESS

Product Code	Nominal ID		OD	Pressure bar		Weight
	mm	in	mm	working	min burst	Kg/m
IRYCAW-013	13	1/2	22	20	60	0.36
IRYCAW-019	19	3/4	30	20	60	0.60
IRYCAW-025	25	1	36	20	60	0.75

*** Note:** Minimum Bend Radius. For Industrial Rubber Hoses that don't show a bend radius, as an approximate guide multiply 8 times the ID for delivery hoses and 7 times ID for suction hose with a wire helix.

*Alsoavailable20mtrfittedassemblies,3/4"withTypeAclaw couplings Part Number IRYCAW-019ASS

IRPAW
PREMIUM AIR WATER

Construction

Inner Tube:
Black smooth SBR rubber compound, oil mist resistant.

Reinforcement:
High strength synthetic cord

Cover:
Safety yellow smooth (wrapped finish) long lasting EPDM rubber compound. Resistant to ageing, weather and ozone

Applications

Softwall air compressor hose for medium to heavy duty applications. Suited to road construction and mine sites

Temperature Range:
-30°C up to +70°C

Comment:
Lay line example may not be a true indication of current status. Refer Pirtek for current information

Reference Specifications

Hose Tails:
Industrial fittings
High pressure 2 and 4 bolt clamps

Lay line example: Yellow text on blue background. Note comment above

PIRTEK PREMIUM AIR / WATER IRPAW 20 BAR (300 psi) WORK.PRESS.

Product Code	Nominal ID		OD	Pressure bar		Weight
	mm	in	mm	working	min burst	Kg/m
IRPAW-013 †	13	1/2	22	20	60	0.32
IRPAW-019 †	19	3/4	35	20	60	0.86
IRPAW-025	25	1	38	20	60	0.86
IRPAW-032	32	1.1/4	44	20	60	0.94
IRPAW-038	38	1.1/2	54	20	60	1.47
IRPAW-051	51	2	68	20	60	2.00
IRPAW-063	63.5	2.1/2	80	20	60	2.40
IRPAW-076	76	3	95	20	60	3.17
IRPAW-102 †	102	4	122	20	60	4.39

* **Note:** Minimum Bend Radius. For Industrial Rubber Hoses that don't show a bend radius, as an approximate guide multiply 8 times the ID for delivery hoses and 7 times ID for suction hose with a wire helix.
† Limited stock available

PIRTEK
This page is part of a complete catalogue containing technical and safety data.
All data must be reviewed when selecting a product.
Pirtek reserve the right to change technical specifications without notice

IRAW
AIR / WATER



Construction

Inner Tube:
Black smooth SBR rubber compound

Reinforcement:
High strength synthetic cord

Cover:
Black smooth (wrapped finish) EPDM rubber compound. Resistant to ageing, weather and ozone

Applications

Softwall discharge hose for water, compressed air and non corrosive fluids. Widely used in industry, construction sites, agriculture etc

Temperature Range:
-35°C up to +70°C

Comment:
Lay line example may not be a true indication of current status. Refer Pirtek for current information

Reference Specifications

Hose Tails:
Kamloks
Bauer couplings
Industrial fittings

Lay line example: Blue text on green background. Note comment above

PIRTEK AIR / WATER IRAW 10 bar (150 psi) WORK. PRESS

Product Code	Nominal ID		OD	Pressure bar		Weight
	mm	in	mm	working	min burst	Kg/m
IRAW-013	13	1/2	20	10	30	0.22
IRAW-019	19	3/4	26	10	30	0.30
IRAW-025	25	1	33	10	30	0.47
IRAW-032	32	1.1/4	40	10	30	0.58
IRAW-038	38	1.1/2	47	10	30	0.78
IRAW-051	51	2	60	10	30	1.02
IRAW-063	63.5	2.1/2	72.5	10	30	1.23
IRAW-076	76	3	85	10	30	1.30
IRAW-090 †	90	3.1/2	100	10	30	1.76
IRAW-102	102	4	112	10	30	2.02

*** Note:** Minimum Bend Radius. For Industrial Rubber Hoses that don't show a bend radius, as an approximate guide multiply 8 times the ID for delivery hoses and 7 times ID for suction hose with a wire helix.
† Limited stock available

This page is part of a complete catalogue containing technical and safety data.
All data must be reviewed when selecting a product.
Pirtek reserve the right to change technical specifications without notice

IRWD
WATER DELIVERY



Construction

Inner Tube:
Black smooth SBR rubber compound

Reinforcement:
High strength synthetic cord

Cover:
Black smooth (wrapped finish) EPDM rubber compound. Resistant to ageing, weather and ozone

Applications

Softwall lightweight hose for industrial and waste waters. Especially suited to use with submersible dewatering pumps, movable surface irrigation systems and sewer cleaning

Temperature Range:
-25°C up to +70°C

Comment:
Lay line example may not be a true indication of current status. Refer Pirtek for current information

Reference Specifications

Hose Tails:
Kamloks
Bauer Couplings
Industrial fittings

Lay line example: Yellow text on red background. Note comment above

PIRTEK WATER DELIVERY IRWD 5 bar (75 psi) WORK. PRESS.

Product Code	Nominal ID		OD	Pressure bar		Weight
	mm	in	mm	working	min burst	Kg/m
IRWD-102	102	4	110	5	15	1.63
IRWD-127 †	127	5	135	5	15	1.92
IRWD-152	152	6	160	5	15	2.42
IRWD-203	203	8	214	5	15	4.40
IRWD-254 †	254	10	264	5	15	4.54
IRWD-305 †	305	12	315	5	15	5.44

*** Note:** Minimum Bend Radius. For Industrial Rubber Hoses that don't show a bend radius, as an approximate guide multiply 8 times the ID for delivery hoses and 7 times ID for suction hose with a wire helix.
† Non-stocked, available on request

PIRTEK
This page is part of a complete catalogue containing technical and safety data.
All data must be reviewed when selecting a product.
Pirtek reserve the right to change technical specifications without notice

IRFAW/HD

FRAS AIR / WATER / STONEDUST



Construction

Inner Tube:
Black smooth electrically conductive NBR oil resistant rubber compound

Reinforcement:
2 or 4 spiral plies of high strength synthetic cord

Cover:
Black smooth (wrapped finish) electrically conductive CR rubber compound with orange spiral stripe. Fire, oil and weather resistant Series III NBR cover, electrically conductive, Fire, oil and weather resistant.

Applications

Softwall hose designed for arduous air / water applications in underground coal mining, where fire resistant anti static properties are required

Temperature Range:
-15°C up to +70°C

Comment:
Lay line example may not be a true indication of current status. Refer Pirtek for current information

Reference Specifications

Approvals:
Meets or exceeds
AS2660, incorporating AS1180.13A and AS1180.10B

Hose Tails:
Industrial fittings / Ferrules
High pressure 2 or 4 bolt clamps
Crimp fittings

Lay line example: Black text on orange background. Note comment above

PIRTEK AIR / WATER / STONEDUST FRAS IRFAW 20 BAR (290 psi) WORK. PRESS. MEETS & EXCEEDS AS 2660 "CLASS B"

"Product Code"	Nominal ID		OD (avg)	Pressure (Bar)		Bend Radius	Weight	Vacuum
	mm	in	mm	Working	Min. Burst	mm	Kg/mtr	Bar
IRFAW-013	13	1/2	23	20	80	-	0.36	-
IRFAW-013 SERIES III	13	1/2	23	20	80	125	0.36	-
IRFAW-019	19	3/4	29	20	80	-	0.47	-
IRFAW-019 SERIES III	19	3/4	29	20	80	164	0.46	-
IRFAW-025	25	1	37	20	80	-	0.70	-
IRFAW-025 SERIES III	25	1	37	20	80	205	0.71	-
IRFAW-032	32	1.1/4"	46	20	80	-	1.02	-
IRFAW-032 SERIES III	32	1.1/4"	46	20	80	243	1.14	-
IRFAW-038	38	1.1/2	52.5	20	80	-	1.21	-
IRFAW-038 SERIES III	38	1.1/2	52.5	20	80	288	1.33	-
IRFAW-051	51	2	66	20	80	-	1.60	-
IRFAW-051 SERIES III	51	2	66	20	80	360	1.82	-
IRFAW-063	63.5	2.1/2	81	20	80	-	2.27	-
IRFAW-063 SERIES III	63.5	2.1/2	81	20	80	428	2.11	-
IRFAW-076	76	3	93	20	70	-	2.53	-
IRFAW-076 SERIES III	76	3	93	20	70	498	2.44	-
IRFAW-102	102	4	120	20	70	-	3.60	-
IRFAW-102 SERIES III	102	4	120	20	70	650	3.44	-
IRFAWHD-051	51	2	73	27	81	370	2.87	-0.6

*** Note:** Minimum Bend Radius. For Industrial Rubber Hoses that don't show a bend radius, as an approximate guide multiply 8 times the ID for delivery hoses and 7 times ID for suction hose with a wire helix.

This page is part of a complete catalogue containing technical and safety data.
All data must be reviewed when selecting a product.
Pirtek reserve the right to change technical specifications without notice

IRWSD
WATER SUCTION & DELIVERY

Construction

Inner Tube:
Black smooth SBR rubber compound

Reinforcement:
High strength synthetic cord plus helix wire

Cover:
Black, smooth (wrapped finish) EPDM rubber compound, resistant to weathering and ozone

Applications

Hardwall hose for suction and delivery of water and non-corrosive fluids. Suitable for sewage, waste water, mud etc. in both general industry and agriculture

Temperature Range:
-30°C up to +70°C

Comment:
Lay line example may not be a true indication of current status. Refer Pirtek for current information

Reference Specifications

Hose Tails:
Industrial fittings
High pressure 2 or 4 bolt clamps

Lay line example: Grey text on green background. Note comment above

PIRTEK S / D IRWSD 10 BAR (150 psi) WORK. PRESS.

Product Code	Nominal ID		OD	Pressure bar			Bend Radius	Weight
	mm	in	mm	working	min burst	vacuum	mm	Kg/m
IRWSD-025	25	1	35	10	30	0.9	105	0.81
IRWSD-032	32	1.1/4	42	10	30	0.9	135	0.99
IRWSD-038	38	1.1/2	49	10	30	0.9	165	1.31
IRWSD-051	51	2	63	10	30	0.9	230	1.73
IRWSD-063	63.5	2.1/2	75.5	10	30	0.9	290	2.41
IRWSD-076	76	3	92	10	30	0.9	360	3.61
IRWSD-090	90	3.1/2	104	10	30	0.9	440	3.86
IRWSD-102	102	4	116	10	30	0.9	515	4.13
IRWSD-152	152	6	173	10	30	0.8	935	10.3

PIRTEK
This page is part of a complete catalogue containing technical and safety data.
All data must be reviewed when selecting a product.
Pirtek reserve the right to change technical specifications without notice

IRFWSD/H

FRAS AIR / WATER SUCTION & DELIVERY
10 Bar & 20 Bar

Construction

Inner Tube:
Black, smooth, electrically conductive NBR rubber compound

Reinforcement:
High strength synthetic cord plus helix wire

Cover:
Black smooth (wrapped finish) electrically conductive CR rubber compound, fire, oil weathering and UV resistant
10 Bar version SBR cover electrically conductive, fire, weather and UV resistant.

Applications

Hardwall hose designed for arduous air / water applications in underground coal mining, where fire resistant, anti static properties are required
Commonly used for gas drainage.

Temperature Range:
-15°C up to +70°C (20 Bar Version)
-30°C up to +80°C (10 Bar Version)

Comment:
Lay line example may not be a true indication of current status. Refer Pirtek for current information

Reference Speifications

Approvals:
Meets or exceeds
AS2660, incorporating AS1180.13A and AS1180.10B

Hose Tails:
Industrial fittings
High pressure 2 or 4 bolt clamps
Crimp Fittings

Lay line example: White text on orange background. Note Comment above

PIRTEK FRAS WATER SUCTION & DELIVERY IRFWSDH 20BAR (290PSI) W.P MEETS & EXCEEDS AS2660

Product Code	Nominal ID			OD (avg)	Pressure bar			"Min. Bend Radius"	Weight
	DN	mm	ins	mm	Working	Min. Burst	Vacuum (bar)	mm	kg/mtr
IRFWSD-051	50	50.8	2	62	10	40	-1.01	230	1.57
IRFWSDH-051 SERIES II	50	50.8	2	71	20	80	-1.01	230	2.90
IRFWSDH-063	63	63.5	2.1/2	84	20	80	-0.9	320	3.27
IRFWSDH-063 SERIES II	63	63.5	2.1/2	84	20	80	-1.01	285	3.47
IRFWSD-076	75	76	3	89	10	40	-1.01	345	2.70
IRFWSDH-076 SERIES II	75	76	3	97	20	80	-1.01	345	4.36
IRFWSD-102	100	102	4	116	10	40	-1.01	455	4.00
IRFWSDH-102 SERIES II	100	102	4	124	20	70	-1.01	455	6.15
IRFWSD-152	150	152	6	172	10	40	-1.01	840	7.46
IRFWSDH-152 SERIES II	150	152	6	178	20	70	-1.01	840	10.61

IRWDR/W
WASHDOWN RED / WHITE



Construction

Inner Tube:
White smooth EPDM rubber compound

Reinforcement:
High strength synthetic cord

Cover:
White or red, smooth (wrapped finish), EPDM rubber compound. Heat, weathering and ozone resistant

Applications

Softwall hot water discharge hose for floor and equipment washdown in dairies, creameries, food processing plants, paper mills etc. Also suitable for outdoor use

Temperature Range:
-40°C up to +100°C

Comment:
Lay line example may not be a true indication of current status. Refer Pirtek for current information

Reference Specifications

Hose Tails:
Industrial fittings
High pressure 2 or 4 bolt clamps, or stainless steel strapping

Lay line example: Red text on white background, or white text on red background. Note comment above

For red cover

PIRTEK HOT WASHDOWN IRWDR 10 BAR (150 psi) WORK. PRESS.

For white cover

PIRTEK HOT WASHDOWN IRWDW 10 BAR (150 psi) WORK. PRESS.

Product Code	Hose Colour	Nominal ID		OD	Pressure bar		Weight
		mm	in	mm	working	min burst	Kg/m
IRWDW-13	White	13	1/2	25.5	10	30	0.37
IRWDR-13	Red	13	1/2	25.5	10	30	0.37
IRWDW-19	White	19	3/4	30.5	10	30	0.42
IRWDR-19	Red	19	3/4	30.5	10	30	0.42
IRWDW-25	White	25	1	34	10	30	0.47
IRWDR-25	Red	25	1	34	10	30	0.47

*** Note:** Minimum Bend Radius. For Industrial Rubber Hoses that don't show a bend radius, as an approximate guide multiply 8 times the ID for delivery hoses and 7 times ID for suction hose with a wire helix.

PIRTEK
This page is part of a complete catalogue containing technical and safety data.
All data must be reviewed when selecting a product.
Pirtek reserve the right to change technical specifications without notice

IRPWD
PREMIUM WASHDOWN WHITE

Construction

Inner Tube:
White smooth IIR rubber compound tube in accordance to FDA title 21, item 177.2600 & BgW/XXI Cat.2

Reinforcement:
High strength synthetic cord

Cover:
White, smooth wrapped finish PVC nitrile rubber compound that is resistant to fatty food, weathering and ozone

Applications

Softwall hose for washing with hot water and steam in dairies, slaughterhouses and food industry applications in general

Temperature Range:
-30°C up to +95°C for hot water
-30°C up to +165°C for saturated steam *

Comment:
Lay line example may not be a true indication of current status. Refer Pirtek for current information

Reference Specifications

Refer Safety Guidelines
Page I 020

Hose Tails:
Industrial fittings
High pressure 2 or 4 bolt clamps, or stainless steel strapping

Lay line example: Blue text on white background. Note comment above

PIRTEK HOT WASHDOWN IRPWD 10 BAR (150 psi) WORK. PRESS.

Product Code	Nominal ID		OD	Cover	Pressure bar *		Weight
	mm	in	mm		working	min burst	Kg/m
IRPWD-013	13	1/2	23.0	White	10 *	30	0.32
IRPWD-019	19	3/4	29.0	White	10 *	30	0.43

* Note: Working Pressure for steam use is 6 bar

IMPORTANT INFORMATION
concerning the selection and use of steam hose

HOSE SELECTION

- Be sure to select a hose identified as a saturated steam hose construction
- Hose identification should be in the form of permanent branding on the hose outer cover, not just on the packaging
- You must identify the type of service the steam hose is being asked to accomplish
  - a) What is the actual pressure of the steam service?
  - b) Is it subject to peak pressures?
  - c) What is the temperature of the steam?
  - d) Saturated (wet) or super heated (dry) steam?
  - e) What is the anticipated frequency of use?
  - f) What are the external conditions in the area where the hose will be used?
- You should recognise that spillage or accumulation of corrosive chemicals or petroleum based materials externally can have a deteriorating effect on hose cover

HOSE INSTALLATION AND STORAGE

- Be certain to use hose couplings designed for steam hose service. Steam hose couplings use a bolt-on outside clamp which can be retightened as necessary over the service life of the hose. Follow the coupling manufacturer's instructions for coupling attachment and check tightness with each use
- Avoid extreme bending of the hose near the coupling
- Provide a suitable means of storing the hose when not in use
- A permanent rack or tray will minimize the damage to the hose in storage
- Do not hang the hose on a hook, nail, or other device which could cut or damage the hose

PERIODIC MAINTENANCE AND CONTROL OF STEAM HOSE

All steam hoses are expected to wear out in time. It is important to continually be on the look-out for hose that has deteriorated to the point where it can no longer provide safe service. The operator should be aware of the following signs of trouble:

- Cover blisters or lumps
- Cuts in the outside of the hose which expose the reinforcement
- Steam leakages at the coupling ends or anywhere along the length of the hose
- Flattened or kinked areas which have damaged the hose
- A reduction of steam flow indicating that the tube is swelling

When any of the above abnormalities appear it is good safe practice to immediately remove the hose from service. Once removed, the hose can be carefully inspected before further use.

SAFETY

- Provide operators with adequate safety clothing. Include gloves, rubber boots, full length protective clothing, and eye protection. The objective is to provide protection from scalding burns resulting from splash-back of steam or hot water
- Ensure that the work area is free of hazards and other clutter
- Check tightness of coupling bolts with each use and perform periodical checks at appropriate regular intervals
- Do not allow the hose to remain pressurized when not in service. Turning off the pressure can provide dramatic increases in steam hose service life
- Test a steam hose at least every 90 days during the first year of its life, and monthly thereafter

PIRTEK
This page is part of a complete catalogue containing technical and safety data.
All data must be reviewed when selecting a product.
Pirtek reserve the right to change technical specifications without notice

IRSS
STEEL STEAM 270



Construction

Inner Tube:
Black smooth EPDM rubber specially compounded to withstand saturated steam

Reinforcement:
Plies of steel wire cord

Cover:
Red smooth (wrapped finish) EPDM rubber with excellent resistance to high temperature, weathering and ageing
Pin pricked to prevent cover separation

Applications

Steel cord hose for saturated steam at 18 bar (261 psi) working pressure. Designed for use in chemical, petrochemical and shipyard industries etc

Temperature Range:
-40°C up to +210°C
(suitable for continuous use)

Comment:
Lay line example may not be a true indication of current status. Refer Pirtek for current information

Safety Factor: 10:1

Reference Specifications

BS 5342 type 2, Class A
On request DIN 2825

Refer Safety Guidelines
Page I 020

IMPORTANT:
For longer life, drain after use
Hose Tails:
Industrial fittings
High pressure 4 bolt air fittings
Limitations:
Not recommended for steam cleaner applications.
Can reach a peak value of 230°C, 18 bar of superheated steam

Lay line example: Red embossed text. Note comment above

PIRTEK STEEL STEAM 270 IRSS-025 210°C 18 BAR W.P. BS 5342 TYPE 2 CLASS A QUARTER / YEAR

Product Code	Nominal ID		OD	Pressure bar		Weight
	mm	in	mm	working	min burst	Kg/m
IRSS-013	13	1/2	25.0	18	180	0.51
IRSS-019	19	3/4	31.0	18	180	0.67
IRSS-025	25	1	37.0	18	180	0.90
IRSS-032	32	1.1/4	46.5	18	180	1.31
IRSS-038	38	1.1/2	54.0	18	180	1.63

This page is part of a complete catalogue containing technical and safety data.
All data must be reviewed when selecting a product.
Pirtek reserve the right to change technical specifications without notice

IROFD
OIL / FUEL DELIVERY



Construction

Inner Tube:
Black, smooth conductive NBR rubber compound

Reinforcement:
High strength synthetic cord

Cover:
Black, smooth (wrapped finish) synthetic rubber, weathering and oil resistant

Applications

Softwall hose with electrically conductive rubber compound tube usd for delivery of petroleum products having an aromatic content up to 50%. Suitable for Bio diesel (B100, B20, B10, B5)

Temperature Range:
-20°C up to +70°C

Comment:
Lay line example may not be a true indication of current status. Refer Pirtek for current information

Reference Specifications

Limitations:
Not suitable for ester oils

Hose Tails:
Pirtek 'L' Series hydraulic tails or industrial fittings (Catalogue Section J)

Lay line example: Black text on yellow background. Note comment above

PIRTEK OIL FUEL DELIVERY IROFD 10 BAR (150psi) WORK.PRESS.

Product Code	Nominal ID		OD	Pressure bar		Weight
	mm	ins	mm	working	min burst	Kg/m
IROFD-025	25	1	35	10	30	0.63
IROFD-032	32	1.1/4	41	10	30	0.62
IROFD-038	38	1.1/2	48	10	30	0.78
IROFD-051	51	2	64	10	30	1.50
IROFD-063	63	2.1/2	75	10	30	1.51
IROFD-076	76	3	90	10	30	2.03

PIRTEK
This page is part of a complete catalogue containing technical and safety data.
All data must be reviewed when selecting a product.
Pirtek reserve the right to change technical specifications without notice

IROFSD

OIL / FUEL SUCTION & DELIVERY

Construction

Inner Tube:
Black smooth NBR compound

Reinforcement:
High strength synthetic cord plus embedded steel helix wire and anti-static copper wire

Cover:
Black, smooth (wrapped finish) SBR weather resistant rubber compound

Applications

Light weight hardwall suction and delivery hose for fuels having an aromatic content up to 30%, and mineral oils. Suitable in hydraulic systems and for loading and unloading of tank trucks, refineries and maintenance shops

Temperature Range:
-20°C up to +100°C for mineral oils
-20ºC up to +70ºC for fuels

Comment:
Lay line example may not be a true indication of current status. Refer Pirtek for current information

Reference Specifications

Limitations:
Not suitable for ester oils

Hose Tails:
Pirtek 'J', 'L' or 'T' Series hydraulic tails or industrial fittings (Catalogue Section J)

Lay line example: Black text on yellow background. Note comment above

PIRTEK OIL FUEL S/D IROFSD 10 BAR (150psi) WORK.PRESS.

Product Code	Nominal ID		OD	Pressure bar			Min bend radius	Weight
	mm	ins	mm	working	min burst	vacuum	mm	Kg/m
IROFSD-019	19	3/4	30	10	30	0.9	80	0.67
IROFSD-025	25	1	35	10	30	0.9	105	0.80
IROFSD-032	32	1.1/4	42	10	30	0.9	135	0.98
IROFSD-038	38	1.1/2	49.5	10	30	0.9	165	1.34
IROFSD-045	45	1.3/4	57	10	30	0.9	180	1.60
IROFSD-051	51	2	63	10	30	0.9	230	1.84
IROFSD-063	63	2.1/2	78	10	30	0.9	300	2.79
IROFSD-076	76	3	89	10	30	0.9	360	2.94
IROFSD-102	102	4	118	10	30	0.9	500	4.94
IROFSD-125	125	5	145	10	30	0.9	620	7.50

This page is part of a complete catalogue containing technical and safety data.
All data must be reviewed when selecting a product.
Pirtek reserve the right to change technical specifications without notice

IROFSD SERIES II

OIL / FUEL SUCTION & DELIVERY

Construction

Inner Tube:
Black, smooth, NBR (Nitrile Buna N) rubber. Oil Resistant

Reinforcement:
High strength synthetic cord, embedded steel helix wire and anti-static copper wire

Cover:
Black, smooth (wrapped finish) NBR rubber. Weathering and oil resistance

Applications

Lightweight, hardwall suction and delivery hose for mineral oils, ethanol & blends, Biodiesel up to B10 and petroleum products having an aromatic content up to 50%. Suitable in hydraulic systems and for loading and unloading of tank trucks, refineries and maintenance shops. Not suitable for ester oils.

Temperature Range:
-35°C up to +100°C Mineral Oils
-35°C up to +80°C Fuels

Comment:
Layline example may not be a true indication of current status. Refer Pirtek for current information.

Reference Specifications

Limitations:
Not suitable for ester oils

Hose Tails:
Pirtek T, J or L series
Industrial crimp fittings
Industrial fittings with clamps

Lay line example: Yellow text on black background

PIRTEK IROFSD OIL/FUEL S&D SERIES II

Item	ID - inch	ID - mm	OD (avg) - mm	Max W.P - bar	Max W.P - psi	Vacuum - bar	Min. Bend Radius - mm	Weight - Kg/ mtr
IROFSD-019	**3/4**	**19.1**	**29.5**	**10**	**150**	**0.9**	**80**	**0.62**
IROFSD-025	1	25.4	36	10	150	0.9	105	0.78
IROFSD-032	1.1/4	31.8	43	10	150	0.9	135	0.95
IROFSD-038	1.1/2	38.1	49	10	150	0.9	165	1.17
IROFSD-045	1.3/4	45	56	10	150	0.9	225	1.36
IROFSD-051	2	50.8	62	10	150	0.9	230	1.51
IROFSD-063	2.1/2	63.5	75.5	10	150	0.9	290	2.31
IROFSD-076	3	76	89	10	150	0.9	360	2.86
IROFSD-102	4	102	118	10	150	0.9	515	4.72
IROFSD-125	5	125	145	10	150	0.9	620	7.30

PIRTEK
This page is part of a complete catalogue containing technical and safety data.
All data must be reviewed when selecting a product.
Pirtek reserve the right to change technical specifications without notice

IRCOSD
CORRUGATED OIL SUCTION & DELIVERY



Construction

Inner Tube:
Black, smooth, NBR rubber compound for oil

Reinforcement:
High strength synthetic cord plus embedded steel helix wire

Cover:
Black, corrugated, CR rubber compound, abrasion and weathering resistant.

Applications

Flexible rubber hose with corrugated cover suitable for conveying oil with an aromatic content up to 30% (except ester base). Hose suitable for suction (vacuum 0.5 bar) and delivery.

Temperature Range:
-30°C up to +120°C

Comment:
Lay line example may not be a true indication of current status. Refer Pirtek for current information

Reference Specifications

Flame retardant according ASTM C 542.

Limitations:
Not suitable for ester oils

Hose Tails:
Pirtek 'L' Series, Kamloks

Lay line example: Red text on black background. Note comment above

PIRTEK OIL FUEL S/D IRCOSD 5 BAR (75psi) WORK.PRESS.

Product Code	Nominal ID		OD	Pressure bar			Min bend radius	Weight
	mm	ins	mm	working	min burst	vacuum	mm	Kg/m
IRCOSD-019	19	3/4	Corrugated	5	15	0.5	50	0.40
IRCOSD-038	38	1.1/2	Corrugated	5	15	0.5	105	0.70

Advice to users on hoses in contact with food

Clean In Place Information

- Pirtek recommends for the first use, a wash cycles with potable water at a maximum temperature of 90ºC and hose sanitation as per table below before conveying food products.
- At the end of each production the equipment and hose assemblies must be cleaned and sanitised.
- Strictly follow the times indicated for each cleaning cycle.
- Every cleaning cycle must be immediately followed by a complete rinse.
- Do not exceed 3 Bar working pressure in CIP systems.

HOSE*	Hot Water	Steam Open end	H202 1%	H202 3%	Peracetic Acid 0.1%	Peracetic Acid 0.5%	Phosphoric Acid 5%	Chlorine 1%	NaOH 2%	NaOH 5%	Nitric Acid 0.1%	Nitric Acid 3%
IRPF IRFF IRPFCR	90ºC 8 hours	Max 130ºC 30 minutes	Max 70ºC 15 minutes	Max 30ºC 15 minutes	Max 50ºC 15 minutes	Max 70ºC 30 minutes	Max 80ºC 15 minutes	Max 80ºC 15 minutes	Max 80ºC 15 minutes	Max 30ºC 15 minutes	Max 70ºC 15 minutes	Max 30ºC 15 minutes
IRLF IRBD	80ºC 8 hours	Max 110ºC 15 minutes	Max 50ºC 10 minutes	Max 30ºC 10 minutes	Max 30ºC 10 minutes	Max 30ºC 10 minutes	Max 50ºC 15 minutes	Max 70ºC 15 minutes	Max 70ºC 10 minutes	Max 30ºC 10 minutes	Max 50ºC 10 minutes	Max 30ºC 10 minutes
IRPLF	90ºC 8 hours	Max 130ºC 30 minutes	Max 70ºC 15 minutes	Max 30ºC 15 minutes	Max 50ºC 15 minutes	Max 30ºC 10 minutes	Max 80ºC 15 minutes	Max 80ºC 15 minutes	Max 80ºC 15 minutes	Max 30ºC 15 minutes	Max 70ºC 15 minutes	Max 30ºC 15 minutes
IRPC	90ºC 12 hours	Max 130ºC 30 minutes	Max 80ºC 30 minutes	Max 50ºC 30 minutes	Max 70ºC 30 minutes	Max 50ºC 30 minutes	Max 80ºC 30 minutes	Max 80ºC 30 minutes	Max 80ºC 30 minutes	Max 50ºC 30 minutes	Max 80ºC 30 minutes	Max 50ºC 30 minutes

*The indications regarding hoses on this list refer to the product codes found in the Pirtek catalogue.

General Advice

- Hoses are not meant to permanently contain the products they convey.
- Store hoses away from direct sunlight and heat. When not in use store hoses with perforated plugs at both ends.
- Before every use check the hose condition. The hose cover, especially in the fitting area, should show no signs of cuts, tears or bubbles.

  There should be no hard or weak areas, signs of detachment or collapse.

PIRTEK

This page is part of a complete catalogue containing technical and safety data.
All data must be reviewed when selecting a product.
Pirtek reserve the right to change technical specifications without notice

This Page is Intentionally Blank

IRPC
PREMIUM CHEMICAL



Construction

Inner Tube:
White smooth high weight cross linked polyethylene (UHMWPE)

Reinforcement:
High strength synthetic cord plus embedded steel helix wire and anti-static copper wire

Cover:
Green, smooth (wrapped finish) EPDM weather and ozone resistant rubber compound

Applications

Hardwall suction and delivery hose with high weight cross-linked polyethylene tube for handling a wide range of chemicals, food, and petroleum products

Temperature Range:
-20°C up to +100°C (see Limitations)

Comment:
Lay line example may not be a true indication of current status. Refer Pirtek for current information

Reference Specifications

Tube meets FDA requirements

Limitations:
For acids, bases and solvents above 70°C, please contact Pirtek

Hose Tails:
Industrial fittings
Kamloks
Stainless steel bands and clamps

Lay line example: Green text on purple background. Note comment above

PIRTEK PREMIUM CHEMICAL IRPC 10 BAR (150psi) WORK.PRESS.

Product Code	Nominal ID		OD	Pressure bar			Min bend radius	Weight
	mm	in	mm	working	min burst	vacuum	mm	Kg/m
IRPC-019	19	3/4	32	10	40	0.9	115	0.82
IRPC-025	25	1	37	10	40	0.9	155	0.98
IRPC-032	32	1.1/4	44	10	40	0.9	205	1.15
IRPC-038	38	1.1/2	50.5	10	40	0.9	250	1.54
IRPC-051	51	2	64	10	40	0.9	345	1.93
IRPC-063 †	63.5	2.1/2	78	10	40	0.9	450	2.61
IRPC-076	76	3	92	10	40	0.9	545	3.38
IRPC-102	102	4	120	10	40	0.9	780	5.18

† Limited stock available

PIRTEK
This page is part of a complete catalogue containing technical and safety data.
All data must be reviewed when selecting a product.
Pirtek reserve the right to change technical specifications without notice

IRFF
FOOD FLEX



Construction

Inner Tube:
White, smooth, food quality IIR rubber

Reinforcement:
High strength synthetic cord plus steel helix wire

Cover:
Blue, smooth (wrapped finish), synthetic rubber, weathering and abrasion resistance

Applications

Hardwall hose for suction & discharge of milk and food stuff. The light weight structure makes it a particularly flexible and easy to handle hose. Handles aqueous and alcohol up to 96º.
Ideal for use on tank trucks as milk collection hose. (not suitable for connections less then 2mts).

Temperature Range:
-40°C up to +120°C

Comment:
Layline example may not be a true indication of current status. Refer to Pirtek for current information.

Reference Specifications

FDA approved
Phthalates free
PAHs and BPA free

Hose sterilisation:
Refer to page 25)

Hose Tails:
Industrial food grade fittings
IFFF crimp ferrule, S/S clamps

Layline example: Red text on white background. Note comment above

PIRTEK FOODFLEX SUCTION & DELIVERY 6 BAR 90PSI S.F 3:1 -40º +120ºC

"Product Code"	Nominal ID		OD	Pressure (bar)			"Min. bend radius"	Weight
	mm	in	mm	working	min. burst	vacuum	mm	Kg/mtr
IRFF-025 †	25	1	36	6	18	0.7	55	0.75
IRFF-032 †	32	1.1/4	43	6	18	0.7	70	0.96
IRFF-038 †	38	1.1/2	49.5	6	18	0.6	85	1.22
IRFF-051 †	51	2	62.5	6	18	0.6	110	1.57
IRFF-063 †	63.5	2.1/2	76.5	6	18	0.5	140	2.21
IRFF-076	76	3	89.5	6	18	0.5	170	2.7
IRFF-102 †	102	4	116	6	18	0.4	225	3.63

† Indent item, not normally stocked

This page is part of a complete catalogue containing technical and safety data.
All data must be reviewed when selecting a product.
Pirtek reserve the right to change technical specifications without notice

IRBD
BEVERAGE DELIVERY



Construction

Inner Tube:
White, smooth, long lasting food quality NR rubber compound

Reinforcement:
High strength synthetic cords divided by a layer of rubber

Cover:
Red, smooth (wrapped finish) EPDM rubber compound, resistant to weathering and ageing

Applications

Softwall hose suitable for conveying potable water, wine, juice, soft drinks when a food grade hose is required
Not recommended for fatty foods

Temperature Range:
-35°C up to +70°C

Comment:
Lay line example may not be a true indication of current status. Refer Pirtek for current information

Reference Specifications

Tube specification meets
F.D.A title 21, item 177.2600
D.M. 21/3173

Limitations:
Not suitable for fatty foods

Hose Sterilisation:
Max. 110°C for a few minutes with steam; max. 30°C for a few minutes with 1% pereatic acid (CH_3CO_3H), 2% phosporic acid (H_3PO_4), 5% caustic soda (NaOH)

Hose Tails:
Industrial food grade fittings
Stainless steel bands and clamps

Lay line example: Red text on white background. Note comment above

PIRTEK BEVERAGE IRBD 10 BAR (150 psi) WORK. PRESS.

Product Code	Nominal ID		OD	Pressure bar		Weight
	mm	in	mm	working	min burst	Kg/m
IRBD-019 †	19	3/4	30	10	30	0.55
IRBD-025	25	1	38	10	30	0.82
IRBD-032	32	1.1/4	44	10	30	0.96
IRBD-038	38	1.1/2	50	10	30	1.12
IRBD-051	51	2	65	10	30	1.71
IRBD-063	63.5	2.1/2	81.5	10	30	2.72
IRBD-076	76	3	93	10	30	3.03
IRBD-102	102	4	123	10	30	4.86

† Limited stock available

PIRTEK
This page is part of a complete catalogue containing technical and safety data.
All data must be reviewed when selecting a product.
Pirtek reserve the right to change technical specifications without notice

IRPF
PREMIUM FOOD



Construction

Inner Tube:
Clear white, smooth, food quality taste free and odourless IIR rubber compound

Reinforcement:
High strength synthetic cord plus embedded wire helix

Cover:
Red, smooth (wrapped finish) food quality, taste free and odourless IIR rubber compound, resistant to abrasion and weathering

Applications

Premium food quality suction and delivery hardwall hose designed for conveyance of wine and of alcohols at up to 96% by volume. Particularly suited to use in breweries and distilleries. Completely odourless and taste free

Temperature Range:
-40°C up to +120°C

Comment:
Lay line example may not be a true indication of current status. Refer Pirtek for current information

Reference Specifications

Tube specification meets
F.D.A. title 21, item 177.2600 for aqueous foods
BgVV XXI cat.2 for aqueous and fatty foods
D.M. 21/03/73 for aqueous foods
D.M. 28/10/94 and 26/04/93 for alcohol, foods

Hose sterilisation:
Max. 130°C for a few minutes with steam; max. 60°C for a few minutes with 2% nitric acid (HNO_3), 2% pereatic acid (CH_3CO_3H), 2% phosporic acid (H_3PO_4), 5% caustic soda (NaOH)

Hose Tails:
Industrial food grade fittings
Stainless steel bands and clamps

Lay line example: Blue text on white background. Note comment above

PIRTEK PREMIUM FOOD IRPF 10 BAR (150 psi) WORK. PRESS.

Product Code	Nominal ID		OD	Pressure bar			Bend Radius	Weight
	mm	in	mm	working	min burst	vacuum	mm	Kg/m
IRPF-019 †	19	3/4	32	10	30	0.9	84	0.73
IRPF-025	25	1	38	10	30	0.9	115	0.90
IRPF-032	32	1.1/4	46	10	30	0.9	145	1.19
IRPF-038	38	1.1/2	52	10	30	0.9	180	1.45
IRPF-040 †	40	1.3/4	54	10	30	0.9	185	1.57
IRPF-051	51	2	65	10	30	0.9	245	1.91
IRPF-063	63.5	2.1/2	80	10	30	0.9	310	2.82
IRPF-076	76	3	93	10	30	0.9	390	3.45
IRPF-102 †	102	4	120	10	30	0.9	555	4.89

† Indent item, not normally stocked

This page is part of a complete catalogue containing technical and safety data.
All data must be reviewed when selecting a product.
Pirtek reserve the right to change technical specifications without notice

IRLF
LIQUID FOOD

Construction

Inner Tube:
White, smooth, food quality natural rubber compound

Reinforcement:
High strength synthetic cords plus helix wires

Cover:
Blue, smooth (wrapped finish) natural rubber compound, resistant to abrasion and weathering

Applications

Light weight suction and delivery hardwall hose designed for conveyance of milk and liquid foods. Particularly suited for use as a milk collection hose in the tank truck (see Limitations). Features extreme flexibility and ease of handling

Temperature Range:
-25°C up to +80°C

Comment:
Lay line example may not be a true indication of current status. Refer Pirtek for current information

Reference Specifications

Tube specification meets
F.D.A. title 21, item 177.2600 for aqueous foods
BgVV XXI cat.2 for aqueous foods
D.M. 21/03/73 for aqueous foods
IANESCO France 8 IV 87 for milk

Limitations:
Note limited vacuum capabilities
Not suitable for connections less than 2 metres

Hose Sterilisation:
Max. 110°C for a few minutes with steam; max. 30°C for a few minutes with 1% pereatic acid (CH_3CO_3H), 2% phosporic acid (H_3PO_4), 5% caustic soda (NaOH)

Hose Tails:
Industrial food grade fittings
Stainless steel bands and clamps

Lay line example: Blue text on white background. Note comment above

PIRTEK LIQUID FOOD IRLF 6 BAR (90 psi) WORK. PRESS.

Product Code	Nominal ID		OD	Pressure bar			Bend Radius	Weight
	mm	in	mm	working	min burst	vacuum	mm	Kg/m
IRLF-025 †	25	1	36	6	18	0.7	55	0.73
IRLF-032 †	32	1.1/4	43	6	18	0.7	70	0.93
IRLF-038	38	1.1/2	49.5	6	18	0.6	84	1.18
IRLF-051	51	2	62.5	6	18	0.6	110	1.53
IRLF-063	63.5	2.1/2	76.5	6	18	0.5	140	2.17
IRLF-076	76	3	89.5	6	18	0.5	170	2.65

† Limited stock available

PIRTEK
This page is part of a complete catalogue containing technical and safety data.
All data must be reviewed when selecting a product.
Pirtek reserve the right to change technical specifications without notice

IRPLF
PREMIUM LIQUID FOOD

Construction

Inner Tube:
White, smooth, food quality taste free and odourless EPDM rubber compound

Reinforcement:
High strength synthetic cords plus helix wires

Cover:
Blue, smooth (wrapped finish) synthetic rubber compound, resistant to abrasion and weathering

Applications

Hardwall hose, particularly suited to suction and delivery of milk and dairy products.
Suitable for hot air on tank truck upto 140 °C

Temperature Range:
-40°C up to +120°C

Comment:
Lay line example may not be a true indication of current status. Refer Pirtek for current information

Reference Specifications

Tube specification meets
F.D.A. title 21, item 177.2600 for aqueous foods
BgVV XXI cat.2 for aqueous and fatty foods
D.M. 21/03/73 for aqueous foods
IANESCO France 8 IV 87 for milk

Limitations:
Note limited vacuum capabilities

Hose Sterilisation:
For hose sterilisation, steam up to 150°C can be used for a few minutes. Max. 60°C for a few minutes with 2% nitric, peracetic, or phosphoric acid, or 5% caustic soda

Hose Tails:
Industrial food grade fittings
Stainless steel bands and clamps

Lay line example: Blue text on violet background. Note comment above

PIRTEK IRPLF 10 BAR (150psi) W.P FDA Title 21

Product Code	Nominal ID		OD	Pressure bar			Bend Radius	Weight
	mm	in	mm	working	min burst	vacuum	mm	Kg/m
IRPLF-051	51	2	64	10	30	0.9	170	1.77
IRPLF-063	63.5	2.1/2	76.5	10	30	0.9	250	2.15

IRHAB
HOT AIR BLOWER

Construction

Inner Tube:
White, smooth, heat resistant EPR rubber compound

Reinforcement:
High strength synthetic cords plus embedded helix wire

Cover:
Blue, smooth (wrapped finish) EPDM rubber compound, resistant to weathering and ozone

Applications

Hardwall hose designed for conveyance of hot dry air from compressors to tank truck during transfer of dry bulk materials

Temperature Range:
-40°C up to +180°C

Comment:
Lay line example may not be a true indication of current status. Refer Pirtek for current information

Reference Specifications

Not suitable for food stuff / applications

Hose Tails:
Kamloks
Industrial fittings
Stainless steel bands and clamps

Lay line example: Red text on blue background. Note comment above

PIRTEK HOT AIR BLOWER IRHAB 6 BAR (90 psi) WORK. PRESS.

Product Code	Nominal ID		OD	Pressure bar			Bend Radius	Weight
	mm	in	mm	working	min burst	vacuum	mm	Kg/m
IRHAB-076	76	3	90	10	30	0.9	270	2.74
IRHAB-102	102	4	116	10	30	0.9	400	4.12

This page is part of a complete catalogue containing technical and safety data.
All data must be reviewed when selecting a product.
Pirtek reserve the right to change technical specifications without notice

IRDM
DRY MATERIALS



Construction

Inner Tube:
Black, smooth NR/SBR rubber compound for excellent wear resistance in handling hard, sharp, abrasive materials

Reinforcement:
High strength synthetic cords

Cover:
Black, smooth (wrapped finish) NR/SBR rubber compound for excellent wear resistance in handling hard, sharp, abrasive materials

Applications

Softwall bulk materials handling hose for conveyance of sand, gravel, silica and other dry abrasive materials. Antistatic rubber compound

Temperature Range:
-40°C up to +70°C

Comment:
Lay line example may not be a true indication of current status. Refer Pirtek for current information

Reference Specifications

Special Situations:
Can be manufactured to order with a white tube for transfer of abrasive products requiring a non-staining liner. eg stockfeed, seed, etc
Anti-static wire can also be incorporated to special order. Please consult Pirtek

Hose Tails:
Kamloks
Industrial fittings
Stainless steel bands and clamps

Lay line example: Yellow text on black background. Note comment above

PIRTEK DRY MATERIALS IRDM 6 BAR (90 psi) WORK. PRESS.

Product Code	Nominal ID		OD	Pressure bar		Weight
	mm	in	mm	working	min burst	Kg/m
IRDM-076 †	76	3	94	6	18	2.64
IRDM-090 †	90	3.1/2	106	6	18	2.64
IRDM-102	102	4	119	6	18	3.20
IRDM-127 †	127	5	139	6	18	2.77

† Limited stock available

IRSB
SANDBLAST



Construction

Inner Tube:
Black, smooth, antistatic SBR/NR rubber compound, abrasion resistant

Reinforcement:
High strength synthetic cord

Cover:
Black, smooth (wrapped finish), antistatic SBR/NR rubber compound, abrasion resistant

Applications

A long-lasting heavy-duty softwall hose exceptionally tough and abrasion resistant, used for the delivery of sand, cast steel shot and abrasive materials in general use in the sand blasting service. It is manufactured with anti-static rubber compound.

Temperature Range:
-40°C up to +70°C

Comment:
Lay line example may not be a true indication of current status. Refer Pirtek for current information

Reference Specifications

Abrasion Resistance:
Abrasion loss of the tube rubber compound according to DIN 53516 70 +/- 5 mm³

Hose Tails:
Industry standard couplings

Lay line example: Red text on black background. Note comment above

PIRTEK SAND BLAST IRSB (600 psi) WORK. PRESS.

Product Code	Nominal ID		OD	Pressure bar		Weight
	mm	in	mm	working	min burst	Kg/m
IRSB-032060-48	32	1.1/4	48	10	30	1.08
IRSB-032060-55	32	1.1/4	55	10	30	1.73

PIRTEK
This page is part of a complete catalogue containing technical and safety data.
All data must be reviewed when selecting a product.
Pirtek reserve the right to change technical specifications without notice

IRDEF
DIESEL EXHAUST FLUID (DEF) TRANSFER HOSE



Construction

Inner Tube:
Black, smooth, antistatic (R<1MΩ/m), sulphur free EPDM rubber ensuring no contamination of the fluid

Reinforcement:
High strength synthetic textile fabrics

Cover:
Black, smooth, antistatic (R<1MΩ/m), EPDM rubber, ozone, heat and weather resistant

Applications

Softwall hose specifically designed for the transfer of 32.5% urea aqueous solution (DEF/AUS32/Adblu®) according to spec. ISO 22241, that dramatically reduces the amount of NOx in diesel transport vehicles (SCR technology) in agreement with the goals Euro IV, Euro V & Euro VI.

Temperature Range:
- -40°C up to +100°C (intermittent peaks up to +120°C)

Comment:
Layline example may not be a true indication of current status. Refer Pirtek for current information.

Specifications/Approvals

ISO 22241
Hose is antistatic for installations in Class 1, Divison 1 areas

Hose Fittings:
Note: only 304, 316 S/S or Polypropylene material with EPDM seals to be used.
'T' series 1/4", 'J' series 3/4"
Industrial hose fittings with clamp
DEF quick connect fittings

Layline example: White text on black background

PIRTEK DIESEL EXHAUST FLUID/AUS 32 IRDEF-06 1/4" (6.4MM) 15 BAR (218 PSI) W.P R<1MΩ/M ISO 22241 IT 2021 10

"Product code"	I.D		O.D (avg)	Max. W.P	Min. B.P	Bend radius	Vacuum	Weight
	mm	inch	mm	Bar	Bar	mm	Bar	Kg/mtr
IRDEF-06	6	1/4	13	15	45	40	-0.5	0.13
IRDEF-13 *	13	1/2	20	20	60	80	-0.5	0.23
IRDEF-16 *	16	5/8	26	20	60	100	-0.5	0.43
IRDEF-19	19	3/4	30	20	60	115	-0.5	0.56
IRDEF-25 *	25	1	37	20	60	150	-0.5	0.76

*** Non stocked, available on request**

This page is part of a complete catalogue containing technical and safety data.
All data must be reviewed when selecting a product.
Pirtek reserve the right to change technical specifications without notice

IRR
RADIATOR



Construction

Inner Tube:
Black smooth heat resistant EPDM rubber compound

Reinforcement:
High strength synthetic cord

Cover:
Black, smooth (wrapped finish) EPDM rubber compound, resistant to weathering and ageing

Applications

Softwall hose for conveyance of hot water, anti-freeze etc

Temperature Range:
-40°C up to +100°C

Comment:
Lay line example may not be a true indication of current status. Refer Pirtek for current information

Reference Specifications

Hose Tails:
Industrial fittings
Stainless steel bands and clamps

Lay line example: Black text on green background. Note comment above

PIRTEK RADIATOR IRR 3 BAR (45 psi) WORK. PRESS.

Product Code	Nominal ID		OD	Pressure bar		Length	Weight
	mm	in	mm	working	min burst	m	Kg/m
IRR-019	19	3/4	27	3	9	1	0.34
IRR-022	22	7/8	30	3	9	1	0.37
IRR-025	25	1	33	3	9	1	0.46
IRR-028	28	1.7/64	36	3	9	1	0.47
IRR-032	32	1.1/4	40	3	9	1	0.53
IRR-035	35	1.3/8	43	3	9	1	0.57
IRR-038	38	1.1/2	46	3	9	1	0.62
IRR-040	40	1.37/64	49	3	9	1	0.80
IRR-045	45	1.49/64	54	3	9	1	0.84
IRR-051	51	2	61	3	9	1	1.14
IRR-058	58	2.9/32	67	3	9	1	1.12
IRR-060	60	2.3/8	70	3	9	1	1.32
IRR-063	63.5	2.1/2	73.5	3	9	1	1.37
IRR-065	65	2.9/16	76.5	3	9	1	1.62
IRR-070	70	2.3/4	80	3	9	1	1.53
IRR-076	76	3	86	3	9	1	1.66
IRR-102 †	102	4	112	3	9	1	2.19

† Non-Stocked Available on request

PIRTEK
This page is part of a complete catalogue containing technical and safety data.
All data must be reviewed when selecting a product.
Pirtek reserve the right to change technical specifications without notice

IRME
MARINE EXHAUST

Construction

Inner Tube:
Black smooth CR rubber compound resistant to gas exhaust

Reinforcement:
High strength synthetic cord plus embedded wire helix

Cover:
Black corrugated (wrapped finish) CR rubber compound, flame retarding and resistant to weathering

Applications

Hardwall corrugated rubber hose specifically designed for gas exhaust in pleasure boats

Temperature Range:
-30°C up to +100°C

Comment:
Lay line example may not be a true indication of current status. Refer Pirtek for current information

Reference Specifications

Nordic Boat Standard MC9 with certification DNV-VTT and NMA.
Lloyd's Register LR Rules

Hose Tails:
Industrial fittings
Stainless steel bands and clamps

Lay line example: White text on blue background. Note comment above

PIRTEK MARINE EXHAUST IRME 1.6 BAR (25 psi) WORK. PRESS.

Product Code	Nominal ID		Pressure bar		Bend Radius	Weight
	mm	in	working	min burst	mm	Kg/m
IRME-025	25	1	1.6	5	110	0.53
IRME-032	32	1.1/4	1.6	5	130	0.65
IRME-038	38	1.1/2	1.6	5	150	0.74
IRME-045	45	1.3/4	1.6	5	170	0.87
IRME-051	51	2	1.6	5	180	1.07
IRME-058	58	2.1/4	1.6	5	190	1.20
IRME-063	63.5	2.1/2	1.6	5	200	1.30
IRME-076	76	3	1.6	5	250	1.46
IRME-090	90	3.1/2	1.6	5	330	1.73
IRME-102	102	4	1.6	5	410	2.06
IRME-127	127	5	1.6	5	560	2.58
IRME-152	152	6	1.6	5	680	2.98
IRME-203 †	203	8	1.6	5	995	5.52

† Non-stocked, available on request

This page is part of a complete catalogue containing technical and safety data.
All data must be reviewed when selecting a product.
Pirtek reserve the right to change technical specifications without notice

General properties of the elastomers used in Pirtek industrial rubber hoses

Common Name	ASTM Designation	Composition	General Properties
brominated butyl chlorinated butyl	**BIIR** **CIIR**	bromo isobutene-isoprene chloro isobutene-isoprene	excellent weathering resistance, low permeability to air and gases, good physical properties, resistant to heat poor resistance to petroleum based fluids, good resistance to fat
chlorinated polyethylene	**CM (CPE)**	chloro polyethylene	excellent ozone and weathering resistance, good oil and chemical resistance, excellent flame resistance
cross-linked polyethylene	**XLPE** **UHMWPE**	polyethylene and cross linking agent	excellent for a very wide range of solvents, chemicals, acids and oils
ethylene propylene	**EPDM**	ethylene propylene diene-terpolymer	excellent ozone, chemical and ageing resistance, poor resistance to petroleum based fluids, very good steam resistance
ethylene propylene	**EPM (EPR)**	ethylene propylene copolymer	excellent ozone, weathering, heat, chemical and aging resistance, poor resistance to petroleum products, very good steam resistance
hypalon ®	**CSM**	chloro-sulfonyl-polyethylene	excellent weathering, ozone and acid resistance, good heat and abrasion resistance, fair resistance to petroleum based fluids
natural	**NR**	isoprene natural	excellent physical properties, very good abrasion resistance, poor resistance to petroleum based fluids
neoprene	**CR**	chloroprene	good weathering and flame retardant resistance, good oil reistance, good physical properties
nitrile (buna-n)	**NBR**	Acrylonitrile-butadiene	excellent petroleum products resistance, moderate resistance to aromatics, good physical properties
buna-n / polyvinyl chloride	**PVC / NBR**	acrylonitrile-butadiene / polyvinyl-chloride	excellent petroleum products and weathering resistance, both for tube and cover
polyacrylic	**ACM**	acrylic monomer	excellent oil and tar resistance at high temperatures
sbr	**SBR**	styrene butadiene	good physical properties, good abrasion resistance, poor resistance to petroleum based fluids
viton ®	**FKM**	fluorocarbon rubber	excellent high temperature resistance, particularly in air and oil, very good chemical resistance

General properties of the fibres used in Pirtek industrial rubber hoses

nylon		polyamide	very high strength, high elongation, very good resistance to fatigue and abrasion, low moisture absorption, high resistance against chemical and fungal activity, good temperature resistance
rayon		regeneraed cellulose	very good dry strength, high moisture absorption, good fatigue resistance, low resistance to chemical and fungal activity
polyester		polyester	very high strength, excellent fatigue & abrasion resistance, low moisture absorption, high resistance to chemical & fungal activity
nomex ®		polyarilamidic fibre	only used in high temperature applications, low strength
aramide		aramide fibre	very high strength, used for special hose applications
glass		fibre glass	only used in high temperature applications
pva		polyvinyl alcohol	very good strength, low moisture absorption, excellent resistance to dynamics stress
steel wire cord		steel with brass plating	steel wire, only used for high pressure

PIRTEK
This page is part of a complete catalogue containing technical and safety data.
All data must be reviewed when selecting a product.
Pirtek reserve the right to change technical specifications without notice

FLEXIBLE METAL HOSES
IMPORTANT TECHNICAL ASPECTS

All Pirtek convoluted stainless steel hoses feature:

- Grade 316L stainless steel corrugated inner tube
- Grade 304 stainless steel outer braiding
- Hydroformed inner tube resulting in
  uniform wall thickness
  minimal residual stress during forming of the corrugations
  better flexibility
  longer cycle life
- Superior manufacturing facilities
- Certified testing performed on request
- ISO9001:2000 Design and manufacture of flexible metal hose assemblies
- AGA 216-1998 certification to a maximum pressure rating of 1500kPa for Standard Flex and Super Flex hose assemblies from 6 mm to 200 mm ID

Hoses are normally configured as either:

- Unbraided (applications including vacuum or exhaust)
- Single wire braid (the vast majority of industrial applications)
- Double wire braid (where higher working pressures are needed)



Reference Specifications:

- ISO 10380 Corrugated metal hoses and hose assemblies
- ISO 10806 Fittings for corrugated metal hoses

End Fittings:

- A full range available in mild steel, stainless steel, brass and copper. See page I 046

Temperature Ratings:

The advantage of flexible metal hose compared to other materials is its capability to withstand a wide temperature range from -270° C to +816° C. As with most materials, elevated service temperatures will reduce the allowable maximum working pressure. The specification charts on the following 2 pages are valid for a working temperature of 20°C with no shock or impulse. Use the multiplication factor below when assessing a material's pressure capability at higher temperatures.

Temperature	Material	Material	Material	Material	Material
°C	St Steel	Steel	Monel	Bronze	Inconel
20	1.00	1.00	1.00	1.00	1.00
66	0.97	0.99	0.93	0.92	0.97
93	0.94	0.97	0.90	0.89	0.94
121	0.92	0.96	0.87	0.86	0.92
150	0.88	0.93	0.83	0.83	0.88
177	0.86	0.91	0.82	0.81	0.86
200	0.83	0.87	0.79	0.78	0.83
230	0.81	0.86	0.77	0.75	0.81
260	0.78	0.81	0.73		0.78
316	0.74	0.74	0.72		0.74
371	0.70	0.66	0.71		0.70
427	0.66	0.52	0.70		0.66
482	0.62	0.50			0.62
538	0.60				
593	0.58				
649	0.55				
704	0.50				
760	0.44				
816	0.40				

PIRTEK

This page is part of a complete catalogue containing technical and safety data.
All data must be reviewed when selecting a product.
Pirtek reserve the right to change technical specifications without notice

Nominal ID		Construction	OD	Pressures @ 20°C *			Min. Bend Radius	
				Max. W.P.	Test	Burst	Static	Dynamic
ins	mm		mm	bar	bar	bar	mm	mm
STANDARD FLEX - 316L TUBE								
1/4	6	Unbraided	13	22	33	-	25	100
1/4	6	Single Braid	14	180	270	720	25	100
1/4	6	Double Braid	15	288	432	1152	25	100
5/16	8	Unbraided	14	18	27	-	25	100
5/16	8	Single Braid	15.5	154	230	616	25	100
5/16	8	Double Braid	17	246	369	984	25	100
3/8	10	Unbraided	15	17	25	-	40	150
3/8	10	Single Braid	17	105	157	420	40	150
3/8	10	Double Braid	19	168	252	672	40	150
1/2	12	Unbraided	18	12	18	-	50	200
1/2	12	Single Braid	20	88	132	352	50	200
1/2	12	Double Braid	22	140	210	560	50	200
5/8	16	Unbraided	22	10	15	-	50	200
5/8	16	Single Braid	24	73	109	292	50	200
5/8	16	Double Braid	26	116	174	464	50	200
3/4	20	Unbraided	28	6	9	-	70	200
3/4	20	Single Braid	29	64	96	256	70	200
3/4	20	Double Braid	30	102	153	408	70	200
1	25	Unbraided	35	4	6	-	90	200
1	25	Single Braid	37	50	75	200	90	200
1	25	Double Braid	39	80	120	320	90	200
1.1/4	32	Unbraided	42	3	4.5	-	110	250
1.1/4	32	Single Braid	44	42	63	168	110	250
1.1/4	32	Double Braid	46	67	100	268	110	250
1.1/2	40	Unbraided	53	2.5	3.75	-	130	250
1.1/2	40	Single Braid	54	32	48	128	130	250
1.1/2	40	Double Braid	57	51	76	204	130	250
2	50	Unbraided	65	1.5	2.25	-	175	350
2	50	Single Braid	67	31	46	124	175	350
2	50	Double Braid	69	49	73	196	175	350
2.1/2	65	Unbraided	84	1.5	2.25	-	200	410
2.1/2	65	Single Braid	86	26	39	104	200	410
2.1/2	65	Double Braid	88	41	61	164	200	410
3	80	Unbraided	97	1	1.5	-	205	450
3	80	Single Braid	99	18	27	72	205	450
3	80	Double Braid	101	28	42	112	205	450
4	100	Unbraided	119	0.8	1.2	-	230	560
4	100	Single Braid	121	16	24	64	230	560
4	100	Double Braid	123	26	39	104	230	560
5	125	Unbraided	150	0.6	0.9	-	280	660
5	125	Single Braid	151	16	24	64	280	660
5	125	Double Braid	154	25	37	100	280	660
6	150	Unbraided	179	0.5	0.75	-	320	815
6	150	Single Braid	180	12	18	48	320	815
6	150	Double Braid	184	20	30	80	320	815
8	200	Unbraided	230	0.3	0.45	-	435	1015
8	200	Single Braid	234	10	16	40	435	1015
8	200	Double Braid	240	16	24	64	435	1015
10	250	Unbraided	284	0.2	0.3	-	560	1220
10	250	Single Braid	288	6.5	9.75	26	560	1220
10	250	Double Braid	295	10.5	15.75	42	560	1220

Burst pressure not applicable for unbraided hoses

* See page I 040 for modifying factors with elevated temperature

PIRTEK
This page is part of a complete catalogue containing technical and safety data.
All data must be reviewed when selecting a product.
Pirtek reserve the right to change technical specifications without notice

Nominal ID		Construction	OD	Pressures @ 20°C *			Min. Bend Radius	
				Max. W.P.	Test	Burst	Static	Dynamic
ins	mm		mm	bar	bar	bar	mm	mm
SUPER FLEX - 316L TUBE								
1/2	**12**	Unbraided	18	12	18	-	45	180
		Single Braid	20	88	132	352	45	180
		Double Braid	22	140	210	560	45	180
5/8	**16**	Unbraided	22	10	15	-	45	180
		Single Braid	24	73	109	292	45	180
		Double Braid	26	116	174	464	45	180
3/4	**20**	Unbraided	28	6	9	-	62	180
		Single Braid	29	64	96	256	62	180
		Double Braid	30	102	153	408	62	180
1	**25**	Unbraided	35	4	6	-	82	180
		Single Braid	37	50	75	200	82	180
		Double Braid	39	80	120	320	82	180
1.1/4	**32**	Unbraided	42	3	4.5	-	100	220
		Single Braid	44	42	63	168	100	220
		Double Braid	46	67	100	268	100	220
1.1/2	**40**	Unbraided	53	2.5	3.75	-	110	220
		Single Braid	54	32	48	128	110	220
		Double Braid	57	51	76	204	110	220
2	**50**	Unbraided	65	1.5	2.25	-	160	320
		Single Braid	67	31	46	124	160	320
		Double Braid	69	49	73	196	160	320
2.1/2	**65**	Unbraided	84	1.5	2.25	-	180	370
		Single Braid	86	26	39	104	180	370
		Double Braid	88	41	61	164	180	370
3	**80**	Unbraided	97	1	1.5	-	185	410
		Single Braid	99	18	27	72	185	410
		Double Braid	101	28	42	112	185	410
4	**100**	Unbraided	119	0.8	1.2	-	200	510
		Single Braid	121	16	24	64	200	510
		Double Braid	123	26	39	104	200	510

* See page I 040 for modifying factors with elevated temperature

Pulsating or Shock Pressures

Pulsating pressure is characterised by rapid variation above and below the nominal working pressure, normally caused by the action of reciprocating pumps. Constant hose movement causes the corrugated peaks to rub against the reinforcing braid and fail prematurely. The rated working pressure of the hose assembly should be halved in these situations

Shock pressures (sudden pressure increases causing a shock wave) are less frequent but lead to rapid failure as a result of metal fatigue. Valve open and closures are common causes. *The peak* of a shock pressure so induced must not exceed 50% of the otherwise allowable working pressure. In any event, the nominal working pressure should not exceed 1/6 of the tabulated (and temperature adjusted) working pressure

Flow Velocity

To avoid premature hose failure by fatigue, do not exceed

Gas: 45 metres / sec

Liquid: 22 metres / sec

Reduce a further 25% for 45° bends, 50% for 90° bends

Where the flow velocity exceeds these rates, an interlocked metal liner or larger hose ID is recommended

Pressure Drop

Pressure drop in a straight corrugated hose is approximately 1.5 times that of rigid pipe. If this is likely to be significant, it may be necessary to use the next larger nominal size of hose, and adapt back at the ends using rigid reducers

Consult Pirtek for specific applications

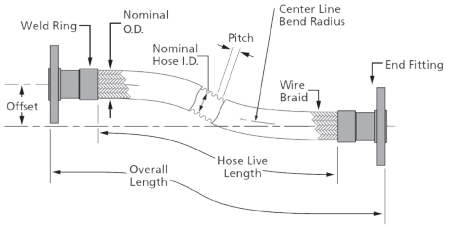

Each assembly must be sized to suit the proposed location and expected movement. Use the appropriate formula below to calculate the live length required, and add the length of fittings to derive the overall length of assembly.

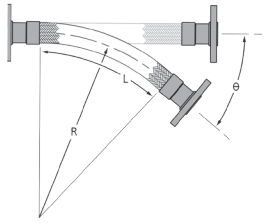

Angular Motion with one end deflected in a simple bend. Ends move out of parallel

$$L = \pi R\Theta/180 + 2(S)$$

L = live length (mm)
π = 3.1416
R = Minimum dynamic bend radius
Θ = Angular deflection (°)
S = Nominal Hose OD (mm)

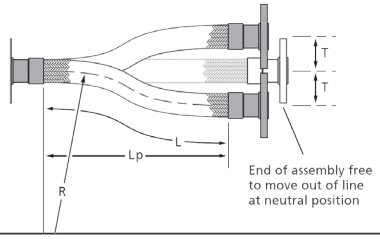

Offset Motion with one end free to move 'out of line' at the neutral position

$$L = \sqrt{6(RT) + T^2}$$

$$Lp = \sqrt{L^2 - T^2}$$

L = live length (mm)
Lp = horizontal component of L
R = Minimum dynamic bend radius
T = Travel from neutral (mm)
(T never to exceed 25% of Dynamic Bend Radius)

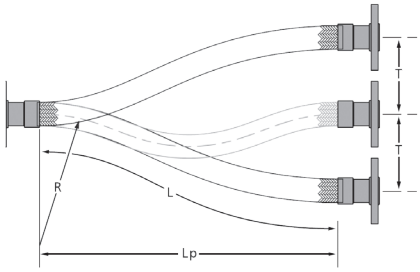

Offset Motion again but with the moving end constrained to move in line at all points

$$L = \sqrt{20(RT)}$$

$$Lp = \sqrt{L^2 - T^2}$$

L = live length (mm)
Lp = horizontal component of L
R = Minimum dynamic bend radius
T = Travel from neutral (mm)
(T never to exceed 25% of Dynamic Bend Radius)

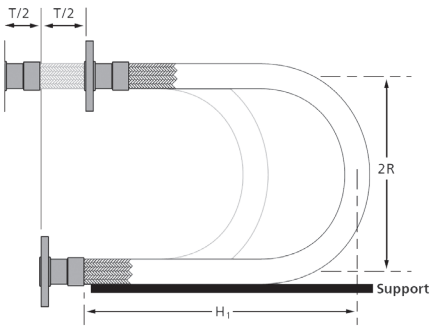

Travelling Loops of constant radius as seen at left and right are used where simple deflection of the hose cannot accommodate the movement involved

$$L = 4R + T/2$$

$$H1 = 1.43\ R + T/2$$

L and R as previous
T = Total travel (mm)
H = Hang Length of the Loop (mm)

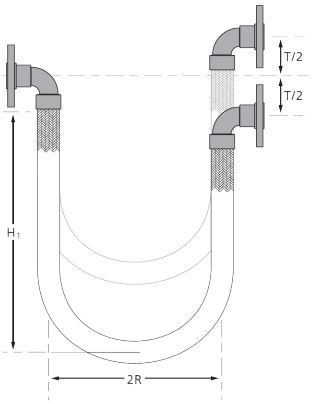

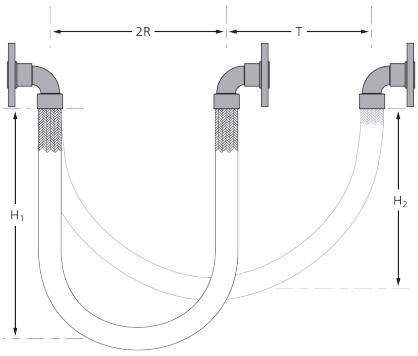

Travelling Loops of changing radius as seen at left and right are used where simple deflection of the hose cannot accommodate the movement involved. It is a more compact arrangement than a constant radius loop, but allows less movement

$$L = 4R + 1.57T$$

$$H1 = 1.43\ R + 0.79T$$

$$H2 = 1.43R + T/2$$

L and R as previous
T = Total travel (mm)
H = Hang Length of the Loop (mm)

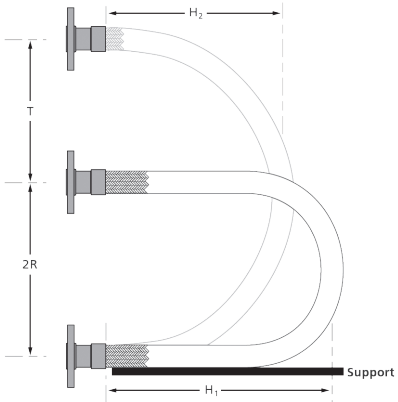

PIRTEK
This page is part of a complete catalogue containing technical and safety data.
All data must be reviewed when selecting a product.
Pirtek reserve the right to change technical specifications without notice

OFFSET CHART FOR DETERMINING PERMISSIBLE LIVE LENGTH

Procedure:

To determine the required live length of an application, consult the data sheets on pages I 041 and I 042 to learn the allowable Dynamic Bend radius for the proposed hose diameter.

Locate the corresponding Dynamic Bend Radius in the left column of the Tabulation below, and look across the row until you intersect with the column that corresponds to the desired offset for the application.

The figure given at the intersecting point will be the required live length.

Remember that the allowable offset must never exceed 25% of the Dynamic Bend Radius

Example:

If you have chosen 2" or 50mm ID Superflex, the Dynamic Bend radius at 20°C is 300 mm.

The maximum allowable offset will be 25% of 300 mm, or 75mm

Assume an offset of 50 mm

The intersection of a 300mm radius x 50 mm offset yields the required minimum live length of 304 mm

If the offset is to occur on both sides of the centreline, the offset figure must be doubled, in which case the minimum allowable Dynamic Bend Radius will be (2 x 50mm) x 4 or 400 mm

A 100mm Superflex ID hose would be needed to achieve such a radius, along with a live length of at least 500mm

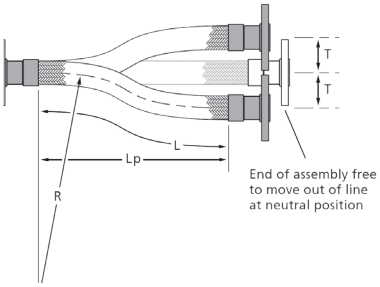

$$L = \sqrt{6(RT) + T^2}$$

The chart below derives the minimum live length (mm) in accordance with the above formula

Use an offset figure of 5 mm in conjunction with the bend radius of the selected hose if you need only to cater for normal industrial vibration

Bend Radius	Offset T (mm)														
	5	**10**	**15**	**20**	**25**	**38**	**50**	**65**	**80**	**100**	**125**	**150**	**200**	**250**	**300**
mm															
12	20	29	36	43	49	65	78	94	110	131	157	182	233	284	334
25	28	40	50	58	66	85	100	118	136	158	185	212	265	316	367
50	39	56	69	80	90	113	132	154	174	200	230	260	316	371	424
75	48	68	84	97	109	136	158	183	206	235	268	300	361	418	474
100	55	78	96	111	125	156	180	208	233	265	301	335	400	461	520
125	61	87	107	124	139	173	200	230	258	292	331	367	436	500	561
150	67	95	117	136	152	189	218	250	280	316	358	397	469	536	600
175	73	103	126	146	164	203	235	269	301	339	383	424	500	570	636
200	78	110	135	156	175	217	250	287	320	361	407	450	529	602	671
225	82	117	143	166	185	230	265	303	338	381	429	474	557	632	704
250	87	123	151	174	195	242	278	319	356	400	451	497	583	661	735
300	95	135	165	191	214	264	304	348	388	436	491	541	632	716	794
350	103	145	178	206	230	285	328	375	418	469	527	581	678	766	849
400	110	155	190	220	246	304	350	400	445	500	562	618	721	814	900
450	116	165	202	233	261	323	371	424	472	529	594	654	762	859	949
500	123	173	213	246	275	340	391	446	496	557	625	687	800	901	995
550	129	182	223	258	288	356	409	468	520	583	654	719	837	942	1039
600	134	190	233	269	301	372	427	488	543	608	682	750	872	981	1082
650	140	198	242	280	313	387	444	508	564	632	709	779	906	1019	1122
750	150	212	260	301	336	415	477	545	605	678	760	835	970	1090	1200
900	164	233	285	329	368	455	522	596	662	742	831	912	1058	1188	1308
1000	173	245	300	347	388	479	550	628	697	781	875	960	1114	1250	1375
1150	186	263	322	372	416	513	589	673	747	837	937	1028	1192	1337	1470
1300	198	279	342	395	442	546	626	715	794	889	995	1092	1265	1419	1559
1450	209	295	362	418	467	576	661	755	838	938	1050	1152	1334	1496	1643
1600	219	310	380	439	491	605	695	793	880	985	1103	1209	1400	1569	1723
1750	229	324	397	459	513	633	726	829	920	1030	1152	1264	1463	1639	1800

IMPORTANT INSTALLATION GUIDELINES FOR METALLIC HOSES

It is essential to avoid twist during installation.

- Use rotating flanges, pipe unions or female nuts as aids
- Tighten using 2 wrenches to oppose induced torque action
- Avoid the dangers depicted in the diagrams below:

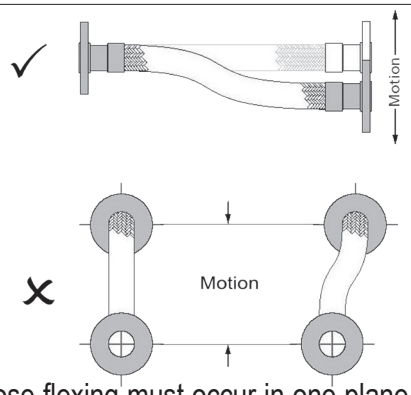

Hose flexing must occur in one plane only

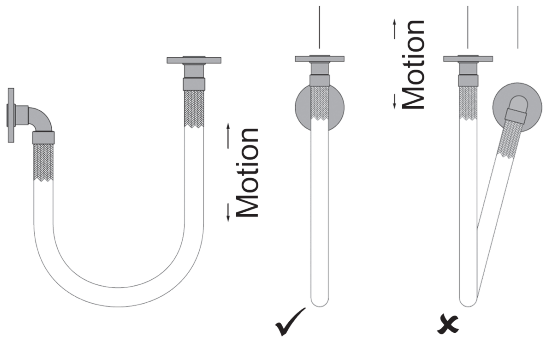

Avoid out of plane flexing

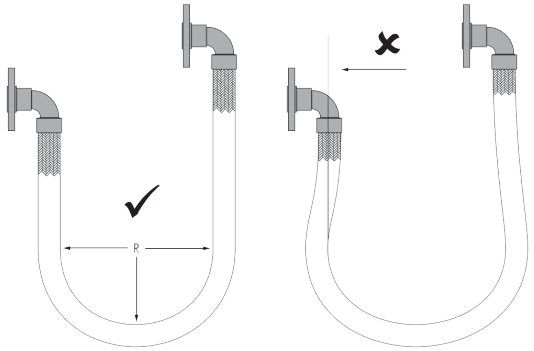

Avoid over-bending

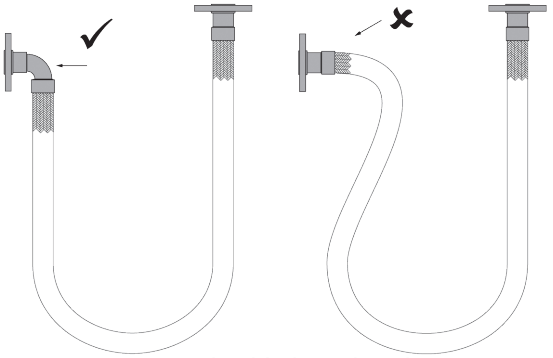

Avoid sharp bends

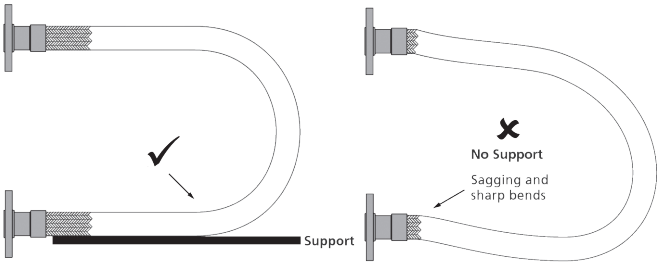

Provide support

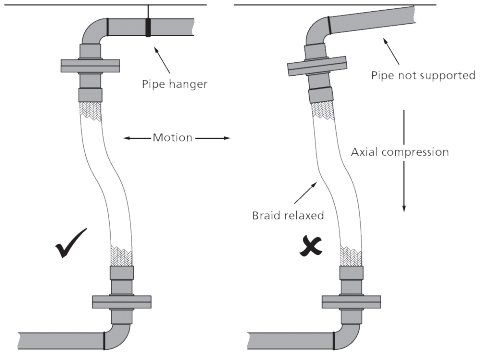

Do not extend / compress axially

DO

- Use care when handling flexible metallic hoses
- Ensure the bend is as near central as possible
- Conform to the bend radius specifications
- Test fit threaded connectors by hand first
- Use the live length dictated by the constraints
- Apply spanners to the hex flats provided
- Take account of possible ground movement
- Allow a 50 mm straight section at each fitting
- Keep the hose clear of external objects / debris
- Allow for future disassembly
- Ensure rated pressure allows for impulse / temp.

DO NOT

- Allow twist when installing or tightening
- 'Pre-flex' a hose to limber it up
- Over-bend an assembly. Use an elbow if needed
- Install with the bend adjacent to an end fitting
- Have uneven supports under the assembly
- Stretch / compress a hose to aid installation
- Allow interaction with components that would serve to inhibit flexing movements
- Allow flow velocity to exceed stated limits

PIRTEK

**This page is part of a complete catalogue containing technical and safety data.
All data must be reviewed when selecting a product.
Pirtek reserve the right to change technical specifications without notice**

END FITTINGS

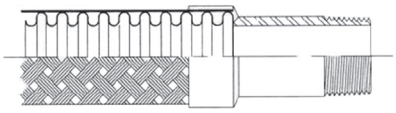

Plain Male Threaded Pipe

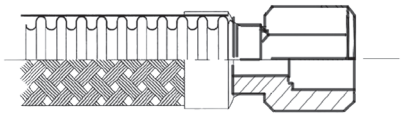

Fixed Female

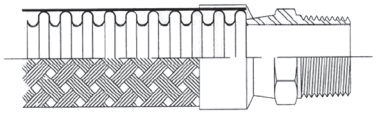

Hex Male Nipple

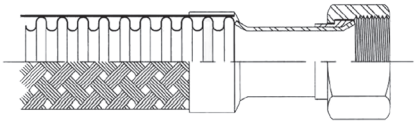

Female Swivel

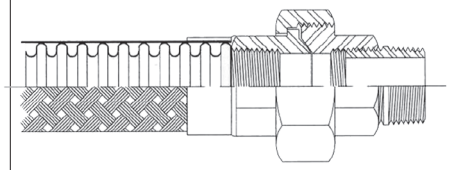

Male Swivel Union

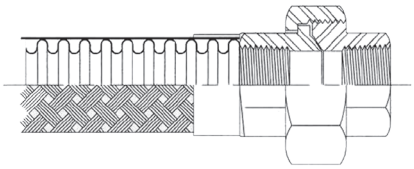

Female Union

Fittings of all configurations and materials are available, including

- Kamlok (Cam & Groove)
- Quick Disconnect
- Victaulic fittings
- Socket Weld
- Elbows
- Tees
- Flanged Unions
- Hydraulic

Flanged connections comply with customer requirements, including

AS 2129 Table D
AS 2129 Table E
ANSI
DIN

Common drilling patterns are to be found in the Kamlok section of the Industrial Fittings Catalogue.

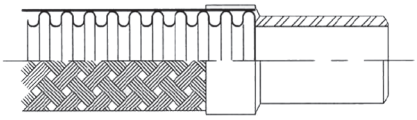

Welding Stub

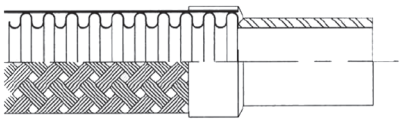

Plain Pipe End

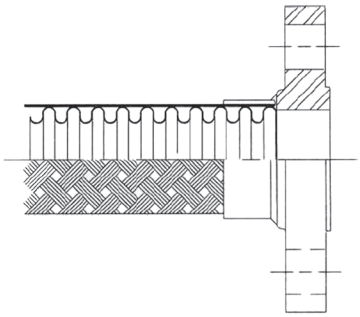

Fixed Flange

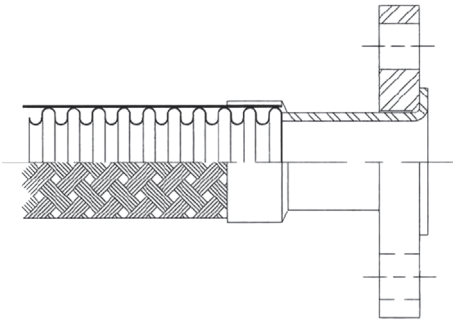

Floating Flange

SPECIAL APPLICATIONS

Jacketed (Duplex) Hose
Consisting of a hose within a hose, these allow the conduct of 2 separate media. Examples of use include:

Cryogenic applications with a vacuum in the outer skin to provide insulating properties

Steam jacketed assemblies to facilitate transport of viscous materials

Oxygen Lance Hoses
Including the use of a liner to reduce turbulence, and reinforced ends or special fittings

Vibration Eliminators
With female copper tube ends cleaned, dehydrated and capped for refrigeration service

Bottom Loading Hoses
For road tanker service

Bitumen Hoses (illustrated at right)
An economical solution using reusable AS2475 end fittings and lightweight design for superlative handling characteristics

Legend	
1	SS316 Convoluted Hose
2	SS3054 Braid
3	SS304 Weld Ring
4	Galvanised Armour Wire
5	Hose to Fitting Weld
6	High Temperature Gasket
7	High Temperature Thread Sealant
8	SS316 BSPP Female Hex Nut
9	Bronze / Aluminium Lock Cone
10	Bronze / Aluminium Swivel Nut

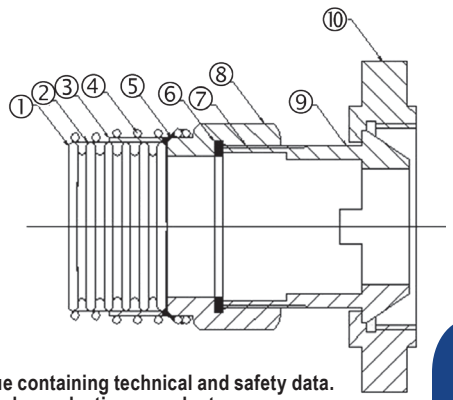

PIRTEK

This page is part of a complete catalogue containing technical and safety data.
All data must be reviewed when selecting a product.
Pirtek reserve the right to change technical specifications without notice

CTBRAID

BRAIDED STAINLESS STEEL WIRE



Construction

Braided 304 stainless steel wire

Available as full coils or cut to length

Applications

Economical hose protection resistant to molten splash, oils, most chemicals, and corrosive environments

Ideal for armoring hydraulic and industrial hoses and electrical cables without losing flexibility

Electrical continuity between armour and end fittings is easily provided if static electricity needs to be dissipated

Reference Specifications

Attachment:

Stainless steel crimp rings (below)

Product Code	DN Dash Size	Nominal ID mm	
CTBRAID-006	6	11	
CTBRAID-008	8	14	
CTBRAID-010	10	18	
CTBRAID-012	12	21	
CTBRAID-016	16	25	
CTBRAID-020	20	30	
CTBRAID-025	25	37	
CTBRAID-032	32	44	
CTBRAID-040	40	54	
CTBRAID-050	50	68	
CTBRAID-065	65	86	
CTBRAID-080	80	99	
CTBRAID-100	100	121	

PIRTEK

This page is part of a complete catalogue containing technical and safety data.
All data must be reviewed when selecting a product.
Pirtek reserve the right to change technical specifications without notice

CTxxSL
SILCO SLEEVE
INDUSTRIAL / AEROSPACE



Construction

Industrial:

knitted fibre glass yarn in a flexible substrate coated with high grade silicone rubber

Aerospace:

braided fibre glass yarns in a flexible substrate coated with high grade silicone rubber

Applications

Designed to protect hose, wire and cable from the hazards of high heat and occasional flame

Both products will protect continuously to 260º C and withstand molten splash to 1200º C

The silicone coating is resistant to hydraulic fluids, lubricating oils, and fuels

The products insulate against energy loss from conduits, protect personnel from burns, and facilitate bundling of wire, hoses and cables

Reference Specifications

Aerospace braided silco sleeve allows qualified hose assemblies to pass AS1055D testing under stated flow and pressure conditions

Attachment & Sealing:

Silco Tape in either 25 mm or 45 mm widths

The tape has equivalent properties to the sleeving

Product Codes		SAE Dash Size	Nominal ID		Recommended Silco Tape	Weight kg / 30 metre		Box Size
Industrial	Aerospace		ins	mm		Industrial	Aerospace	m
CTINSL-006	CTAESL-006	4	1/4	6	CTSITA-025	2.90	3.57	30
CTINSL-010	CTAESL-010	6	3/8	10		3.84	4.78	30
CTINSL-013	CTAESL-013	8	1/2	13		4.69	5.76	30
CTINSL-016	CTAESL-016	10	5/8	16		5.36	6.21	30
CTINSL-019	CTAESL-019	12	3/4	19		7.05	7.19	30
CTINSL-022	CTAESL-022	14	7/8	22		7.28	8.48	30
CTINSL-025	CTAESL-025	16	1	25		7.99	9.96	30
CTINSL-029	CTAESL-029	18	1.1/8	29		9.20	10.49	30
CTINSL-032	CTAESL-032	20	1.1/4	32		10.36	11.83	30
CTINSL-035	CTAESL-035	22	1.3/8	35		11.70	13.39	30
CTINSL-038	CTAESL-038	24	1.1/2	38		12.19	14.29	30
CTINSL-041	CTAESL-041	26	1.5/8	41		14.33	15.72	30
CTINSL-044	CTAESL-044	28	1.3/4	44		15.09	19.29	30
CTINSL-051	CTAESL-051	32	2	51		15.76	20.14	30
CTINSL-057	CTAESL-057	36	2.1/4	57		18.75	22.14	30
CTINSL-064	CTAESL-064	40	2.1/2	64		20.76	22.32	30
CTINSL-070	CTAESL-070	44	2.3/4	70	CTSITA-045	21.88	26.25	30
CTINSL-076	CTAESL-076	48	3	76		24.29	30.80	30
CTINSL-083	CTAESL-083	52	3.1/4	83		25.18	34.02	30
CTINSL-089	CTAESL-089	56	3.1/2	89		27.32	35.27	30
CTINSL-095	CTAESL-095	60	3.3/4	95		29.47	40.18	30
CTINSL-102	CTAESL-102	64	4	102		31.78	42.41	30
CTINSL-114		72	4.1/2	114		43.31		30
CTINSL-127		80	5	127		51.34		30

CTSISL
SILICA SLEEVE



Construction
96% pure SiO_2 braided siica fibre

Applications
The best temperature resisting characteristics of all textile sleeves
Suited to continuous exposure at 982º C, and short term exposure to 1650º C
Commonly used in conjunction with braided stainless steel sleeve when combating high temperatures in abrasive environments

Reference Specifications

Attachment:
Stainless steel crimp rings. See page E 047

CTFGSL
FIBREGLASS SLEEVE

Construction
High quality Type E braided fibreglass that will not burn.
Can withstand continuous exposure to 540ºC
Resistant to the majority of acids and alkalis
Unaffected by bleaches and solvents
Highly flexible

Applications
Economical hose and cable protection where exposure to molten splash, oils or moisture is not a factor
Ideal general purpose temperature insulation and protection
Applications include boiler, coke oven, industrial oven, and wood stove doors; crucible packing, pollution control equipment; and pipe wrap.
Anywhere the goal is keeping heat in its place.

Reference Specifications
ASTM D-578, ASTM committee D13, and subcommittee D13.18.

Attachment:
Stainless steel crimp rings. See page E 047

Product Codes		DN	Nominal ID	Box Size
Silica Sleeve	Fibreglass Sleeve	Dash Size	mm	m
CTSISL-006	CTFGSL-006	6	6	30
CTSISL-010	CTFGSL-010	10	10	30
CTSISL-013	CTFGSL-013	13	13	30
CTSISL-016	CTFGSL-016	16	16	30
CTSISL-019	CTFGSL-019	19	19	30
CTSISL-022	CTFGSL-022	22	22	30
CTSISL-025	CTFGSL-025	25	25	30
CTSISL-032	CTFGSL-032	32	32	30
CTSISL-038	CTFGSL-038	38	38	30
CTSISL-044	CTFGSL-044	44	44	30
CTSISL-051	CTFGSL-051	51	51	30
CTSISL-064	CTFGSL-064	64	64	30
CTSISL-076	CTFGSL-076	76	76	30
CTSISL-089	CTFGSL-089	89	89	30
CTSISL-102	CTFGSL-102	102	102	30
CTSISL-127	CTFGSL-127	127	127	30

PIRTEK
This page is part of a complete catalogue containing technical and safety data.
All data must be reviewed when selecting a product.
Pirtek reserve the right to change technical specifications without notice

ThisPageisIntentionallyBlank

SAE 100R14

PTFE (TEFLON) hose

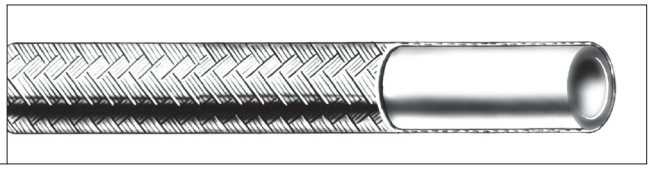

Construction

Inner Tube:

FDA compliant Khemgard® PTFE smooth bore

Reinforcement:

One braid AISI 304 grade Stainless Steel

Cover:

The reinforcement braid serves as the outer cover

Applications

Hydraulics, automotive, paints, solvents, marine, food & beverage, steam & compressed air.

Not suitable for cold/hot cycling.

Temperature Range:

-73ºC up to +232ºC (Refer to below pressure reduction table)

Temp. Range	% of working pressure
-60ºC to +40ºC	100%
+40ºC to +100ºC	90%
+100ºC to +150ºC	55%
+150ºC to +200ºC	30%
+200ºC to +232ºC	10%

Features:

Non-conductive, food grade easy to clean and sterilize tube. Increased flexibility to withstand continuous vibration or impulse.

Reference Specifications

SAE 100 R14

FDA compliant tube for foods & drinks

Vacuum Rating

-0.9 Bar (-3 to -8)

-0.5 Bar (-10 to -12)

-0.4 Bar (-16)

Limitations:

Not recommended for steam / cold water recycling

Lay line example: No layline

"Product Code"	"SAE Dash Size"	Nominal ID		Average OD	Pressure (Bar)		Min. Bend radius	Weight
		mm	in	mm	W.P*	Min. Burst	mm	KG/mtr
R14-03	4	4.8	3/16	7.6	207	828	35	0.11
R14-04	5	6.3	1/4	8.9	207	828	45	0.13
R14-05	6	7.8	5/16	10.9	172	688	50	0.19
R14-06	7	9.4	3/8	12.4	155	620	55	0.22
R14-08	10	12.7	1/2	15.7	121	484	70	0.31
R14-10	12	16.0	5/8	19.0	103	412	130	0.37
R14-12	14	19.0	3/4	22.1	76	304	190	0.48
R14-16	18	25.4	1	29.2	62	248	270	0.66

* Refer to above pressure reduction table

PIRTEK

This page is part of a complete catalogue containing technical and safety data.
All data must be reviewed when selecting a product.
Pirtek reserve the right to change technical specifications without notice

IPAF
PIRTEK CLASS-FLEX AIR

Construction

Inner Tube:
Black smooth PVC compound. Oil mist resistant

Reinforcement:
One braid of high strength synthetic cord

Cover:
Blue smooth PVC compound. UV stablised to resist ageing, weather and ozone. Especially formulated to retain flexibility in cold conditions

Applications

Commonly used as a general purpose air / water transfer hose by tradespeople. eg. compressor supply to air tools

Temperature Range:
-15°C up to +60°C

Comment:
Lay line example may not be a true indication of current status. Refer Pirtek for current information

Reference Specifications

Conforms to AS/NZ 2554 Class B

Limitations:
Pressure rating applies at 20 ºC and reduces as temperature increases

Hose Tails:
Quick connect air fittings
Industrial brass fittings

Lay line example: Black text on blue background. Note comment above

PIRTEK CLASS-FLEX AIR IPAF-008 20 BAR (290 psi) W.P. AS/NZS 2554 CLASS B

Product Code	Nominal ID		OD	Pressure bar		Weight
	mm	in	mm	working	min burst	Kg/m
IPAF-006	6.0	1/4	11.5	20	80	0.13
IPAF-008	8.0	5/16	14.0	20	80	0.13
IPAF-010	10.0	3/8	16.6	20	80	0.18
IPAF-013	12.5	1/2	18.9	20	80	0.22
IPAF-019	19.0	3/4	26.5	16	64	0.51

Refer Pirtek for available coil lengths

IPCF
PIRTEK CLASS-FLEX CLEAR



Construction
Inner Tube:
Transparent food grade PVC

Reinforcement:
High strength synthetic cord

Cover:
Transparent PVC with red tracer

Applications
Versatile pressure hose suited to a wide range of air, potable water, food, and petroleum products

Temperature Range:
-5°C up to +60°C

Comment:
Lay line example may not be a true indication of current status. Refer Pirtek for current information

Reference Specifications
AS2070

Limitations:
Pressure rating applies at 20 °C and reduces as temperature increases

Hose Tails:
Quick connect air fittings
Industrial brass fittings

Lay line example: Black text on transparent background with red trace line. Note comment above

PIRTEK CLASS FLEX CLEAR IPCF-008 14 BAR (200 psi) WORK.PRESS. MEETS AS2070

Product Code	Nominal ID		OD	Pressure bar		Weight
	mm	in	mm	working	min burst	Kg/m
IPCF-006	6.0	1/4	10.2	14	56	0.08
IPCF-008	8.0	5/16	12.4	14	56	0.10
IPCF-010	10.0	3/8	15.0	14	56	0.14
IPCF-013	12.5	1/2	18.1	14	56	0.19
IPCF-016	16.0	5/8	22.8	14	56	0.30
IPCF-019	19.0	3/4	27.6	14	56	0.40
IPCF-025	25.0	1	33.4	14	56	0.54
IPCF-032	32.0	1.1/4	41.8	12	48	0.97
IPCF-038	38.0	1.1/2	49.8	12	48	1.32
IPCF-051	51.0	2	64.2	9	36	2.12

Refer Pirtek for available coil lengths

PIRTEK
This page is part of a complete catalogue containing technical and safety data.
All data must be reviewed when selecting a product.
Pirtek reserve the right to change technical specifications without notice

IPAW
PIRTEK CLASS-FLEX AIR / WATER

Construction

Inner Tube:
Black smooth low friction PVC compound

Reinforcement:
One braids of high strength synthetic cord

Cover:
Yellow ribbed PVC compound with distictive blue stripe. Good resistance to weather and ozone. Excellent abrasion resistance

Applications

General purpose air and water hose with optimum flexibility, resilience & kink resistance. Also suitable for some chemicals

Temperature Range:
-5°C up to +60°C

Comment:
Lay line example may not be a true indication of current status. Refer Pirtek for current information

Reference Specifications

Conforms to:
AS2554 Class B (Sizes -006 to -025)
AS2554 Class D (Sizes -032, -038)

Limitations:
Pressure rating applies at 20 ºC and reduces as temperature increases
Not suitable for food or petroleum products

Hose Tails:
Quick connect air fittings
Industrial brass fittings
Universal claw couplings

Lay line example: Black text on yellow background. Note comment above

PIRTEK CLASS FLEX AIR WATER IPAW-013 20 BAR (290 psi) WORK.PRESS. AS2554 Class B

Product Code	Nominal ID		OD	Pressure bar		Weight
	mm	in	mm	working	min burst	Kg/m
IPAW-006 †	6.0	1/4	12.8	20	80	0.13
IPAW-010 †	10.0	3/8	16.6	20	80	0.17
IPAW-013	12.5	1/2	19.3	20	80	0.19
IPAW-019	20.0	3/4	29.0	16	64	0.45
IPAW-025	25.0	1	34.6	16	64	0.62
IPAW-032 †	32.0	1.1/4	43.4	16	64	1.15
IPAW-038 †	38.0	1.1/2	50.6	16	64	1.56

Refer Pirtek for available coil lengths
† Non-stocked, available on request

This page is part of a complete catalogue containing technical and safety data.
All data must be reviewed when selecting a product.
Pirtek reserve the right to change technical specifications without notice

IPFAW
PVC FRAS AIR/WATER

Construction

Inner Tube:
Black, smooth, conductive PVC compound

Reinforcement:
High strength Polyester

Cover:
Yellow, ribbed, fire & weather resistant PVC with conductive strip connected to inner tube. Green cover available on request. non-stocked.

Applications

General purpose air/water hose for use in underground mines. Excellent flexibility in cold conditions
Fire Resistant and Anti-Static

Temperature Range:
-5°C up to +60°C

Comment:
Lay line example may not be a true indication of current status. Refer Pirtek for current information

Standards
Conforms to AS 2660 A and AS/NZS 2554 A

Hose Tails:
Industrial fittings & clamps
Refer to web catalogue
Section J Industrial Fittings

Lay line example: Black text on yellow background.

PIRTEK IPFAW FRAS AIR/WATER 12.5MM (1/2") 300 PSI (20 BAR) W.P SF 4:1 AS2660/A AS2554/A

"Product Code"	Nominal ID		OD (avg)	Pressure (Bar)		BendRadius	Weight	Coil lengths
	mm	ins	mm	Working	Min. Burst	mm	Kg/mtr	mtr
IPFAW-013	13	1/2	21	20	80	100	0.30	20/100/20 fitted assy*
IPFAW-019	19	3/4	28	20	80	150	0.42	20/100/20 fitted assy*
IPFAW-025	25	1	35	36	108	180	0.65	20/33/100/200/20 fitted assy*
IPFAW-032	32	1.1/4	43	20	80	220	0.95	20/100
IPFAW-038	38	1.1/2	52	20	80	250	1.10	20/100/200
IPFAW-051**	51	2	63	20	80	320	1.70	20/100

**** Available with Green outer cover - IPFAWGN-XXX**
*** 20mtr assemblies fitted with Type A claw couplings & safety claw clamps available**

PIRTEK
This page is part of a complete catalogue containing technical and safety data.
All data must be reviewed when selecting a product.
Pirtek reserve the right to change technical specifications without notice

IPAG
AGRICULTURAL SPRAY

Construction

Inner Tube:
Blue PVC compound resistant to most chemicals

Reinforcement:
One braid of high strength synthetic cord

Cover:
Black smooth PVC compound. UV stabilised and weather resistant

Applications

A premium hose designed for transfer of weedicide / pesticide chemicals.

Temperature Range:
-5°C up to +60°C

Comment:
Lay line example may not be a true indication of current status. Refer Pirtek for current information

Reference Specifications

N/A

Limitations:
Pressure rating applies at 20 ºC and reduces as temperature increases
Not for FDA (Food and Drug Administration) applications

Hose Tails:
Industrial fittings

Lay line example: As per Manufacturer's standards

Product Code	Nominal ID		OD	Pressure (Bar)		Weight
	mm	in	mm	working	min. burst	Kg/m
IPAG-008	8	5/16	14.4	21	84	0.15
IPAG-010	10	3/8	16.4	21	84	0.19
IPAG-013	12.5	1/2	19.0	21	84	0.22
IPAG-019	20	3/4	27.5	21	84	0.42
IPAG-025	25	1	35.2	21	84	0.63
IPAG-032	31.5	1.1/4	42.5	21	84	0.66
IPAG-038	38	1.1/2	52.0	21	84	1.35

Refer Pirtek for available coil lengths

IPDP
DRUM PUMP

Construction

Inner Tube:
Black PVC nitrile blend highly resistant to hydrocarbons

Reinforcement:
One braid of high strength synthetic cord (25 mm ID includes twin anti-static wires)

Cover:
Black UV stabilised PVC compound

Applications

Transfer of fuels and oils from tanks and drums.
Excellent flexibility at low temperatures

Temperature Range:
-5°C up to +60°C

Comment:
Lay line example may not be a true indication of current status. Refer Pirtek for current information

Reference Specifications

N/A

Limitations:
Pressure rating applies at 20 °C and reduces as temperature increases

Hose Tails:
Low pressure 'L' Series
Industrial brass fittings

Lay line example: As per Manufacturer's standards

Product Code	Nominal ID		OD	Pressure bar		Weight
	mm	in	mm	working	min burst	Kg/m
IPDP-019	19.0	3/4	27.0	10	40	0.36
IPDP-025	25.0	1	33.5	10	40	0.55

Refer Pirtek for available coil lengths

PIRTEK
This page is part of a complete catalogue containing technical and safety data.
All data must be reviewed when selecting a product.
Pirtek reserve the right to change technical specifications without notice

IPPR
PETROL RESISTANT ANTI STATIC

Construction

Inner Tube:
Blue PVC / nitrile blend with excellent resistance to all fuels

Reinforcement:
One braid of high strength synthetic cord. All sizes incorporate twin copper ant-static wires

Cover:
Black ribbed PVC (UV stabilised)

Applications

Dispensing oil, grease, petrol (including ULP) and home heating oils

Temperature Range:
-5°C up to +60°C

Comment:
Lay line example may not be a true indication of current status. Refer Pirtek for current information

Reference Specifications

N/A

Limitations:
Pressure rating applies at 20 ºC and reduces as temperature increases

Hose Tails:
Low pressure 'L' Series
Industrial brass fittings
Kamlok couplings

Lay line example: As per Manufacturer's standards

Product Code	Nominal ID		OD	Pressure bar		Weight
	mm	in	mm	working	min burst	Kg/m
IPPR-025	25.0	1	34.0	13	53	0.60
IPPR-032	32.0	1.1/4	42.0	12	48	0.80
IPPR-040	40.0	1.1/2	52.4	10	40	1.20

Refer Pirtek for available coil lengths

This page is part of a complete catalogue containing technical and safety data.
All data must be reviewed when selecting a product.
Pirtek reserve the right to change technical specifications without notice

IPAB
DIVERS AIR BREATHING

Construction
Inner Tube:
White non-toxic PVC

Reinforcement:
One braid of high strength synthetic cord

Cover:
Smooth yellow UV stabilised “pin-pricked” PVC compound

Applications
Approved divers air breathing apparatus.
Breathing equipment in spray booths and sandblasting applications

Temperature Range:
-5°C up to +60°C

Comment:
Lay line example may not be a true indication of current status. Refer Pirtek for current information

Reference Specifications
AS2299 and AS/NZ1716

Limitations:
Pressure rating applies at 20 ºC and reduces as temperature increases
Poor petroleum resistance

Hose Tails:
OEM product or stainless steel preferred

Lay line example: As per Manufacturer’s standards

Product Code	Nominal ID		OD	Pressure bar		Weight
	mm	in	mm	working	min burst	Kg/m
IPAB-008	8.0	5/16	14.3	16	64	0.14
IPAB-010	10.0	3/8	17.0	25	100	0.22

Refer Pirtek for available coil lengths

PIRTEK
This page is part of a complete catalogue containing technical and safety data.
All data must be reviewed when selecting a product.
Pirtek reserve the right to change technical specifications without notice

IPEB
ESTATE - BLUELINE

Construction

Inner Tube:
Black PVC

Reinforcement:
One braid of high strength synthetic cord

Cover:
Smooth white UV stabilised PVC with 2 distinctive blue stripes

Applications

Watering parks and gardens and commercial applications

Temperature Range:
-5°C up to +60°C

Comment:
Lay line example may not be a true indication of current status. Refer Pirtek for current information

Reference Specifications

N/A

Limitations:
Pressure rating applies at 20 ºC and reduces as temperature increases

Hose Tails:
Standard garden hose fittings
Industrial brass fittings

Lay line example: As per Manufacturer's standards

Product Code	Nominal ID		OD	Pressure bar		Weight
	mm	in	mm	working	min burst	Kg/m
IPEB-013	12.5	1/2	19.0	10	40	0.22
IPEB-019	19.0	3/4	26.5	10	40	0.40
IPEB-025	25.0	1	34.0	10	40	0.58
IPEB-032	32.0	1.1/4	42.5	10	40	0.85
IPEB-038	38.0	1.1/2	49.5	10	40	1.11

Refer Pirtek for available coil lengths

IPHW
HOT WASH - WHITE



Construction

Inner Tube:
White PVC

Reinforcement:
One braid of high strength synthetic cord

Cover:
Smooth white TPR (thermoplastic rubber). Good UV resistance. Resistant to lactic acids and fats

Applications

Hot washdown hose for retail and food preparation areas

Temperature Range:
-5°C up to +85°C
(pressure rating reduces above 20°C)

Comment:
Lay line example may not be a true indication of current status. Refer Pirtek for current information

Reference Specifications

N/A

Limitations:
Pressure rating applies at 20 °C and reduces as temperature increases

Hose Tails:
Industrial stainless steel and brass fittings

Lay line example: As per Manufacturer's standards

Product Code	Nominal ID		OD	Pressure bar		Weight
	mm	in	mm	working	min burst	Kg/m
IPHW-013	13.0	1/2	19.7	20	80	0.28
IPHW-019	19.0	3/4	28.0	18	70	0.48

Refer Pirtek for available coil lengths

PIRTEK
This page is part of a complete catalogue containing technical and safety data.
All data must be reviewed when selecting a product.
Pirtek reserve the right to change technical specifications without notice

IPRW
RECLAIMED WATER

Construction

Inner Tube:
Black PVC

Reinforcement:
One braid of high strength synthetic cord

Cover:
Smooth lilac PVC branded "RECLAIMED WATER NOT FOR DRINKING" as per international standards

Applications

Watering parks and gardens and commercial applications

Temperature Range:
-5°C up to +60°C

Comment:
Lay line example may not be a true indication of current status. Refer Pirtek for current information

Reference Specifications

N/A
International standard Lilac colour for reclaimed water

Limitations:
Pressure rating applies at 20 ºC and reduces as temperature increases

Hose Tails:
Domestic garden tap fittings with left hand thread
Industrial brass fittings (refer applicable Local Gov't. Regulations)

Lay line example: As per Manufacturer's standards

Product Code	Nominal ID		OD	Pressure bar		Weight
	mm	in	mm	working	min burst	Kg/m
IPRW-019	19.0	3/4	25.5	10	40	0.27
IPRW-025	25.0	1	34.4	10	40	0.60

Refer Pirtek for available coil lengths

IPCVT

NON - TOXIC CLEAR VINYL TUBING

Construction

Inner Tube:
Clear non-toxic PVC

Reinforcement:
Nil

Cover:
N/A

Applications

Suitable for food and beverage fluids and for low pressure drainage. Petroleum products resistant

Temperature Range:
-5°C up to +60°C

Comment:
Lay line example may not be a true indication of current status. Refer Pirtek for current information

Reference Specifications

AS2070

Limitations:
Pressure rating applies at 20 ºC and reduces as temperature increases

Hose Tails:
Industrial fittings
Low pressure brass or stainless steel

Lay line example: Not applicable

Product Code	Nominal ID		OD	Pressure bar		Weight
	mm	in	mm	working	min burst	Kg/m
IPCVT-003	3.0	1/8	5.0	9	27	0.017
IPCVT-005	5.0	3/16	8.0	8	24	0.042
IPCVT-006	6.0	1/4	9.0	6	18	0.048
IPCVT-008	8.0	5/16	11.0	5	15	0.061
IPCVT-010	10.0	3/8	13.0	4	12	0.074
IPCVT-012	12.5	1/2	15.5	5	15	0.090
IPCVT-016	16.0	5/8	19.0	4	12	0.113
IPCVT-019	19.0	3/4	23.0	4	12	0.181
IPCVT-025	25.0	1	31.0	4	12	0.360
IPCVT-032	32.0	1.1/4	38.0	3	9	0.452
IPCVT-038	38.0	1.1/2	46.0	3	9	0.712
IPCVT-050	50.0	2	60.0	3	9	1.165

Refer Pirtek for available coil lengths

PIRTEK
This page is part of a complete catalogue containing technical and safety data.
All data must be reviewed when selecting a product.
Pirtek reserve the right to change technical specifications without notice

IPHG
PIRTEK CLASS HELIX-GREY



Construction

Inner Tube:
Opaque grey

Reinforcement:
lear to pastel coloured rigid spiral reinforcement

Cover:
Grey semi-ribbed PVC compound resistant to ageing, weather and ozone. Excellent UV resistance

Applications

A tough, flexible suction and delivery hose for the tranfer of water, concrete, slurry, grain, fertilizers and foams etc. A smooth bore reduces turbulence & increases pumping & suction efficiency.

Temperature Range:
-5°C up to +60°C

Comment:
Lay line example may not be a true indication of current status. Refer Pirtek for current information

Reference Specifications

Limitations:
Pressure rating applies at 20 ºC and reduces as temperature increases

Hose Tails:
Industrial fittings
Kamloks
Stainless steel bands and clamps

Lay line example: Black text on grey background. Note comment above

PIRTEK CLASS HELIX-GREY IPHG-102 5 bar (75 psi) WORK. PRESS

Product Code	Nominal ID		OD	Pressure bar			Min bend radius	Weight
	mm	in	mm	working	min burst	vacuum	mm	Kg/m
IPHG-038	38.4	1.1/2	45.6	7.5	24.0	0.9	200	0.69
IPHG-050	50.0	2	59.6	6.5	21.0	0.9	270	1.07
IPHG-063	63.7	2.1/2	73.3	5.5	18.0	0.9	330	1.51
IPHG-076	76.0	3	88.0	5.5	18.0	0.9	440	2.26
IPHG-102	102.2	4	116.0	4.5	15.0	0.9	620	3.17

Refer Pirtek for available coil lengths

IPHB
PIRTEK CLASS HELIX-BLUE



Construction

Inner Tube:
Blue smooth PVC compound formulated for oil resistance

Reinforcement:
White PVC spiral rib

Cover:
Blue ribbed PVC compound resistant to ageing, weather and ozone

Applications

Extremely flexible oil resistant suction and discharge hose suitable for diesel oil, mineral oil, lubricating oils, various petroleum grades, petroleum derivatives, light chemicals etc. Ideal for grease trap waste truck tankers

Temperature Range:
-5°C up to +60°C

Comment:
Lay line example may not be a true indication of current status. Refer Pirtek for current information

Reference Specifications

Limitations:
Pressure rating applies at 20 ºC and reduces as temperature increases

Hose Tails:
Kamloks
Industrial fittings
Stainless steel bands and clamps

Lay line example: Black text on blue background. Note comment above

PIRTEK HELIX-BLUE IPHB-051 4.5 bar (65 psi) WORK. PRESS

Product Code	Nominal ID		OD	Pressure bar			Min. bend radius	Weight
	mm	in	mm	working	min burst	vacuum	mm	Kg/m
IPHB-025	25.0	1	32.5	6.5	19.5	0.9	100	0.41
IPHB-032	32.0	1.1/4	40.4	6.5	19.5	0.9	150	0.54
IPHB-038	38.0	1.1/2	45.6	5.5	16.5	0.9	220	0.70
IPHB-050	50.0	2	60.2	4.5	13.5	0.9	270	1.07
IPHB-063	63.0	2.1/2	73.7	4.5	13.5	0.9	325	1.50
IPHB-076	76.0	3	87.8	4.5	13.5	0.9	420	2.25
IPHB-102	102.0	4	115.0	4.5	13.5	0.9	660	3.00

Refer Pirtek for available coil lengths

PIRTEK
This page is part of a complete catalogue containing technical and safety data.
All data must be reviewed when selecting a product.
Pirtek reserve the right to change technical specifications without notice

IPSF
PIRTEK CLASS SPRING FLEX



Construction

Inner Tube:
Clear transparent PVC with glass smooth wall for better fluid flow and hygiene

Reinforcement:
Steel spiral reinforcement embedded in PVC

Cover:
Clear transparent PVC with red and blue tracer

Applications

Hardwall suction hose ideal for vacuum pumps, agricultural machines (fertiliser and air seeder tubes), shipyards, chemical plants, vacuum trucks and suited to transporting of potable water, foodstuffs and diesel Not recommended for unleaded fuel.

Temperature Range:
-15°C up to +65°C

Comment:
Lay line example may not be a true indication of current status. Refer Pirtek for current information

Reference Specifications

AS 2070 For food contact use

Limitations:
Pressure rating applies at 20 ºC and reduces as temperature increases
Not recommended for petroleum products

Hose Tails:
Industrial fittings
Kamloks
Stainless steel bands and clamps

Lay line example: Black text on transparent background with red and blue trace lines. Note comment above

PIRTEK CLASS SPRING-FLEX IPSF-019 10 BAR (145psi) WORK.PRESS. MEETS AS 2070

Product Code	Nominal ID		OD	Pressure bar			Min bend radius	Weight
	mm	in	mm	working	min burst	vacuum	mm	Kg/m
IPSF-012	12.0	1/2	18	12	36	0.9	52	0.23
IPSF-015	15.0	5/8	22	12	36	0.9	64	0.32
IPSF-019	19.0	3/4	26	11	33	0.9	45	0.38
IPSF-025	25.0	1	32	10	30	0.9	60	0.54
IPSF-032	32.0	1.1/4	39.4	9	27	0.9	80	0.77
IPSF-038	38.0	1.1/2	45.5	8	24	0.9	90	0.97
IPSF-050	50.0	2	59	6	18	0.9	125	1.47
IPSF-063	63.0	2.1/2	80	5	15	0.9	160	2.25
IPSF-075	75.0	3	86	3	9	0.9	200	2.75

Refer Pirtek for available coil lengths

This page is part of a complete catalogue containing technical and safety data.
All data must be reviewed when selecting a product.
Pirtek reserve the right to change technical specifications without notice

IPWB
WINE AND BEVERAGE

Construction
Inner Tube:
Clear smooth bore PVC

Reinforcement:
Red PVC spiral rib

Cover:
Clear semi-ribbed PVC compound UV and abrasion resistant

Applications
Suitable for the wine, canning and food packaging industries. Also suited to the transfer of spirits up to 28¼ proof

Temperature Range:
-5°C up to +60°C

Comment:
Lay line example may not be a true indication of current status. Refer Pirtek for current information

Reference Specifications
AS2070

Limitations:
Pressure rating applies at 20 ºC and reduces as temperature increases

Hose Tails:
Industrial tails, stainless steel preferred
Stainless steel Kamloks

Lay line example: As per Manufacturer's standards

PIRTEK WINE & BEVERAGE IPWB-051 5 bar (72 psi) WORK. PRESS

Product Code	Nominal ID		OD	Pressure bar			Min. bend radius	Weight
	mm	in	mm	working	min burst	vacuum	mm	Kg/m
IPWB-025	25.0	1	34.0	7	21	0.9	160	0.60
IPWB-032	32.0	1.1/4	41.0	7	21	0.9	190	0.71
IPWB-038	38.0	1.1/2	48.0	6	18	0.9	230	0.82
IPWB-050	50.0	2	62.0	5	15	0.9	290	1.20
IPWB-063	63.0	2.1/2	76.0	5	15	0.9	360	1.73
IPWB-076	76.0	3	90.0	5	15	0.9	450	2.29
IPWB-102	102.0	4	117.0	4	12	0.9	640	3.33
IPWB-127	127.0	5	143.0	4	12	0.9	900	4.58
IPWB-150	150.0	6	170.0	3.5	10.5	0.9	1200	6.75

Refer Pirtek for available coil lengths

PIRTEK
This page is part of a complete catalogue containing technical and safety data.
All data must be reviewed when selecting a product.
Pirtek reserve the right to change technical specifications without notice

ThisPageisIntentionallyBlank

This page is part of a complete catalogue containing technical and safety data.
All data must be reviewed when selecting a product.
Pirtek reserve the right to change technical specifications without notice

IPBL
'SUNNY' LIGHT DUTY BLUE LAYFLAT

Construction

Inner Tube:
Blue smooth low friction PVC compound with fully integrated one piece construction

Reinforcement:
High strength synthetic cord

Cover:
Blue smooth PVC compound fully integrated with inside liner

Applications

Softwall discharge hose for water, other liquids or fertilisers, water supply and irrigation systems and sprinklers. Widely used in industry, construction sites, general dewatering, agriculture etc

Temperature Range:
-0°C up to +60°C

Comment:
Lay line example may not be a true indication of current status. Refer Pirtek for current information

Reference Specifications

Limitations:
Pressure rating applies at 20 ºC and reduces as temperature increases

Hose Tails:
Kamloks
Bauer couplings
Industrial fittings

Lay line example: As per Manufacturer's standards

Product Code	Nominal ID		OD	Pressure bar		Weight
	mm	in	mm	working	min burst	Kg/m
IPBL-040	40.0	1.1/2	na	5.0	15.0	0.21
IPBL-050	50.0	2	na	4.5	13.5	0.29
IPBL-065	65.0	2.1/2	na	4.0	12.0	0.40
IPBL-075	75.0	3	na	3.5	11.5	0.57
IPBL-100	100.0	4	na	3.0	9.0	0.75
IPBL-150	150.0	6	na	3.0	9.0	1.25

Other sizes available upon request Refer Pirtek for available coil lengths

PIRTEK
This page is part of a complete catalogue containing technical and safety data.
All data must be reviewed when selecting a product.
Pirtek reserve the right to change technical specifications without notice

IPRL
'SUNNY' HEAVY DUTY RED LAYFLAT

Construction

Inner Tube:
Black smooth low friction PVC compound

Reinforcement:
Two braids of high strength synthetic cord with superior bonding to liner and cover

Cover:
Red smooth PVC compound. Highly resistant to abrasion, weather and ozone

Applications

Softwall discharge hose for water, other liquids or fertilisers, water supply and irrigation systems and sprinklers. Widely used in industry, construction sites, dewatering pits, agriculture etc Also suitable for pumping more abrasive slurries

Temperature Range:
-0°C up to +60°C

Comment:
Lay line example may not be a true indication of current status. Refer Pirtek for current information

Reference Specifications

Limitations:
Pressure rating applies at 20 °C and reduces as temperature increases

Hose Tails:
Kamloks
Bauer couplings
Industrial fittings

Lay line example: As per Manufacturer's standards

Product Code	Nominal ID		OD	Pressure bar		Weight
	mm	in	mm	working	min burst	Kg/m
IPRL-040	40.0	1.1/2	na	10.0	30.0	0.30
IPRL-050	50.0	2	na	10.0	30.0	0.42
IPRL-065	65.0	2.1/2	na	10.0	30.0	0.55
IPRL-075	75.0	3	na	9.0	27.0	0.66
IPRL-100	100.0	4	na	9.0	27.0	1.02
IPRL-150	150.0	6	na	7.0	21.0	1.65

Other sizes available upon request Refer Pirtek for available coil lengths

This page is part of a complete catalogue containing technical and safety data.
All data must be reviewed when selecting a product.
Pirtek reserve the right to change technical specifications without notice

COMPOSITE HOSES
IMPORTANT TECHNICAL ASPECTS

COMPOSITE HOSES IN GENERAL

- Due to the nature of the construction of composite hose and the often hazardous conveyants used, it is strongly recommended that all hoses and fittings be supplied to the user as fitted assemblies

- A wide range of fittings can be supplied such as Kamloks, BSP fittings, flanges etc. Other special couplings for unusual applications can also be supplied. Refer to Section J of this Catalogue for more details

- Ohmlok couplings designed for use in the petroleum industry are available. The Ohmlok coupling has positive connection for both inside and outside wires to the coupling. The wires are secured with two grub screws and both wires can be visually checked to be secured to the anchor blocks by examining the couplings. The electrical connection is not in contact with the conveyant and there is no restriction in bore of fitting to create turbulence or restriction of product flow

SAFETY FACTOR

All hoses have 4:1 safety factor

FUEL TRANSFER HOSES

The Petrol Master range of Code hoses (Codes 901, 1000, 1003) is designed specifically for the demands of the petro-chemical industry. The polypropylene film and fabric construction handle hydrocarbon and base products. The internal and external wire helixes deliver the pressure handling characteristics and a tough PVC coated fabric forms the outer cover

Hoses specifically for the aviation industry and for vapour recovery are also available

Petrol Master Temperature Rating: -20 ºC to +80 º C

CHEMICAL TRANSFER HOSES

The Chemiflow range is suitable for the suction and delivery of chemicals. Constructed of polypropylene films and fabrics, the hoses are resistant to most acids, alkalis and solvents. Internal and external helix wires bind the hose together and deliver its pressure handling characteristics and a tough PVC coated fabric cover forms the outer cover

Chemiflow Temperature Rating: -20 ºC to +100 ºC

NOTE

- All hoses can be rope lagged. Please specify your requirements at time of ordering

- A chemical compatibility chart is included in the Technical Data (Section Q) of Part II of this catalogue

PIRTEK

This page is part of a complete catalogue containing technical and safety data.
All data must be reviewed when selecting a product.
Pirtek reserve the right to change technical specifications without notice

CH901
FUEL CODE

Construction
Inner Materials:
Polypropylene fabrics and film selected according to chemical resistance and strength
Reinforcement:
Internal wire of galvanised steel
External wire of galvanised steel
Outer cover:
External wire of galvanized steel
Black PVC coated Fabric with no identification stripe
Temperature Range:
-20°C up to +80°C
Reference Specifications:
Conforms to AS2117
Type 2; Grade 2; Electrical Kind 1
Pressure Capabilities: Test pessure 2:1; Burst 4:1
Application
Transfer hoses for fuel, heavy oils and lubricants; transfer from road and rail tankers, storage tanks, production plant and equipment and ship to shore.

Product Code	Nominal ID		OD	Pressure (bar) @ 20° C per AS2117			Bend radius	Weight	Coil Length
	mm	in	mm	Working	Test	Burst	mm	Kg/m	m
CH901-025-GG *	1	25	37	10	20	40	75	1.04	25
CH901-032-GG *	1 1/4	32	43	10	20	40	90	1.12	25
CH901-040-GG *	1 1/2	40	51	10	20	40	100	1.63	25
CH901-050-GG	2	50	65	10	20	40	140	1.78	25
CH901-065-GG	2 1/2	63	76	10	20	40	180	2.84	25
CH901-080-GG	3	76	90	10	20	40	210	3.41	25
CH901-100-GG	4	100	120	10	20	40	340	5.52	25

* These sizes available to special order

CH982
FUEL CODE



Construction
Inner Materials:
Polypropylene fabrics and film selected according to chemical resistance and strength
Reinforcement:
Internal wire of galvanised steel
External wire of galvanised steel
Outer cover:
Blue PVC coated Fabric with yellow identification stripe
Temperature Range:
-20°C up to +80°C
Reference Specifications:
Conforms to AS2117
Type 2/3; Grade 2; Electrical Kind 1
Pressure Capabilities: Test pessure 2:1; Burst 5:1
Application
Heavy duty oil transfer hose for ship to shore and dock side.

Product Code	Nominal ID		OD	Pressure (bar) @ 20° C per AS2117			Bend radius	Weight	Coil Length
	mm	in	mm	Working	Test	Burst	mm	Kg/m	m
CH982-100-GG	100	4	125	14	28	70	400	6.61	25
CH982-150-GG	under development								

CH1000
FUEL CODE

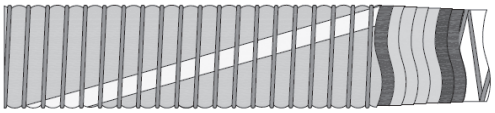

Construction
Inner Materials:
Polypropylene fabrics and film selected according to chemical resistance and strength
Reinforcement:
Internal wire of galvanised steel
External wire of galvanised steel
Outer cover:
Green PVC coated Fabric with yellow identification stripe
Temperature Range:
-20°C up to +80°C
Reference Specifications:
Complies with the AS2683 and BS3492
Type 2; Grade 3; Electrical Kind 1
Pressure Capabilities: Test pessure 2:1; Burst 6:1
Application
Transfer hoses for road and rail tankers, storage tank, production plant and equipment.

Product Code	Nominal ID		OD	Pressure (bar) @ 20° C per AS2683			Bend radius	Weight	Coil Length
	mm	in	mm	Working	Test	Burst	mm	Kg/m	m
CH1000-025-GG *	25	1	37	7	14	42	60	0.89	25
CH1000-032-GG *	32	1 1/4	43	7	14	42	75	1.03	25
CH1000-040-GG *	40	1 1/2	51	7	14	42	75	1.58	25
CH1000-050-GG	50	2	63	7	14	42	90	1.68	25
CH1000-065-GG	63	2 1/2	76	7	14	42	100	2.64	25
CH1000-080-GG	76	3	90	7	14	42	125	3.17	25
CH1000-100-GG	100	4	114	7	14	42	200	4.05	25

* These sizes available to special order

CH1001
FUEL CODE HOSE

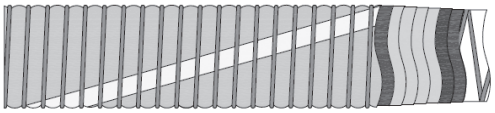

Construction
Inner Materials:
Polypropylene fabrics and film selected according to chemical resistance and strength
Reinforcement:
Internal wire of galvanised steel
External wire of galvanised steel
Outer cover:
Yellow PVC coated Fabric with no identification stripe
Temperature Range:
-20°C up to +80°C
Reference Specifications:
Complies with the AS2683
Type 2; Grade 3; Electrical Kind 1
Pressure Capabilities: Test pessure 2:1; Burst 6:1
Application
Transfer hoses for storage tank, production plant and equipment with lower operating pressures with a higher flexibility.

Product Code	Nominal ID		OD	Pressure (bar) @ 20° C per AS2683			Bend radius	Weight	Coil Length
	mm	in	mm	Working	Test	Burst	mm	Kg/m	m
CH1001-040-GG	40	1.5	49	4	8	24	65	1.48	25
CH1001-050-GG	50	2	61	4	8	24	80	1.53	25
CH1001-065-GG	63	2.5	74	4	8	24	90	2.53	25
CH1001-080-GG	76	3	88	4	8	24	115	3.08	25
CH1001-100-GG	100	4	112	4	8	24	190	3.86	25

PIRTEK
This page is part of a complete catalogue containing technical and safety data.
All data must be reviewed when selecting a product.
Pirtek reserve the right to change technical specifications without notice

CH1003
LIGHT WEIGHT FUEL CODE

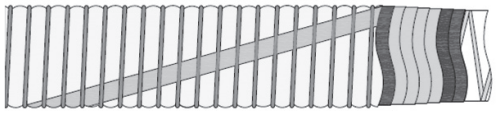

Construction
Inner Materials:
Polypropylene fabrics and film selected according to chemical resistance and strength
Reinforcement:
Internal wire of aluminium
External wire of galvanised steel
Outer cover:
Yellow PVC coated Fabric with green identification stripe
Temperature Range:
-20°C up to +80°C
Reference Specifications:
Complies with the AS2683
Type 2; Grade 3; Electrical Kind 1
Pressure Capabilities: Test pessure 2:1; Burst 6:1
Application
Light weight transfer hoses for storage tank, production plant and equipment with lower operating pressures with a higher flexibility.

Product Code	Nominal ID		OD	Pressure (bar) @ 20° C per AS2683			Bend radius	Weight	Coil Length
	mm	in	mm	Working	Test	Burst	mm	Kg/m	m
CH1003-065-AG	63	2.5	74	4	8	24	90	1.91	25
CH1003-080-AG	76	3	88	4	8	24	115	2.37	25
CH1003-100-AG	100	4	112	4	8	24	190	2.93	25

CHVRH
VAPOUR RECOVERY HOSE



Construction
Inner Materials:
Polypropylene fabrics and film selected according to chemical resistance and strength
Reinforcement:
Internal wire of galvanised steel
External wire of galvanised steel
Outer cover:
Black PVC coated Fabric with yellow identification stripe.
Temperature Range:
-20°C up to +80°C
Reference Specifications:
Conforms to AS2683
Type 2; Grade 3; Electrical Kind 1
Pressure Capabilities: Test pessure 2:1; Burst 6:1
Application
For the collection of hydrocarbon vapors within the oil industry

Product Code	Nominal ID		OD	Pressure (bar) @ 20° C per AS2683			Bend radius	Weight	Coil Length
	mm	in	mm	Working	Test	Burst	mm	Kg/m	m
CHVRH-100-GG	100	4	112	4	8	24	190	3.80	25

CHHP
HOT PRODUCTS 966 HOSE



Construction
Inner Materials:
Polyamide films
Reinforcement:
Internal wire of galvanised steel
External wire of galvanised steel
Outer cover:
White Fabric with no identification stripe.
Temperature Range:
-20°C up to +180°C
Reference Specifications:
Conforms to AS2683
Type 2/3; Class B
Pressure Capabilities: Test pessure 2:1; Burst 6:1
Application
Transfer hoses suitable for the suction and delivery of hydrocarbon products at an elevated temperature such as tar and bitumen.

Product Code	Nominal ID		OD	Pressure (bar) @ 20° C per AS2117			Bend radius	Weight	Coil Length
	mm	in	mm	Working	Test	Burst	mm	Kg/m	m
CHHP-020-GG	under development								
CHHP-025-GG	25	1	37	10	20	60	75	0.96	25
CHHP-032-GG	32	1¼	43	10	20	60	90	1.16	25
CHHP-040-GG	40	1½	51	10	20	60	100	1.62	25
CHHP-050-GG	50	2	65	10	20	60	140	1.78	25
CHHP-065-GG	63	2½	76	10	20	60	180	2.62	25
CHHP-080-GG	76	3	90	10	20	60	210	3.39	25
CHHP-100-GG	100	4	120	10	20	60	340	4.30	25

Please Note: Elevated temperatures (above 100°C) reduce the working pressure by 50%

CHAV
AVIATION HOSE 700SG



Construction
Inner Materials:
Polypropylene fabrics and film selected according to chemical resistance and strength
Reinforcement:
Internal wire of stainless steel
External wire of galvanised steel
Outer cover:
Black PVC coated Fabric with green identification stripe
Temperature Range:
-20°C up to +80°C
Reference Specifications:
Complies with the AS2683
Type 1; Grade 1,2,3; Electrical Kind 1
Pressure Capabilities: Test pessure 2:1; Burst 6:1
Application
Transfer hoses suitable for the suction and delivery of aviation fuels.

Product Code	Nominal ID		OD	Pressure (bar) @ 20° C per AS2683			Bend radius	Weight	Coil Length
	mm	in	mm	Working	Test	Burst	mm	Kg/m	m
CHAV-040-SG	40	1½	51	7	14	42	75	1.58	25
CHAV-050-SG	50	2	63	7	14	42	90	1.71	25
CHAV-065-SG	63	2½	76	7	14	42	100	2.64	25
CHAV-080-SG	76	3	90	7	14	42	125	3.19	25
CHAV-100-SG	100	4	114	7	14	42	200	4.10	25

PIRTEK
This page is part of a complete catalogue containing technical and safety data.
All data must be reviewed when selecting a product.
Pirtek reserve the right to change technical specifications without notice

CHAV
AVIATION HOSE 700SS

Construction
Inner Materials:
Polypropylene fabrics and film selected according to chemical resistance and strength
Reinforcement:
Internal wire of stainless steel
External wire of stainless steel
Outer cover:
Black PVC coated Fabric with blue identification stripe
Temperature Range:
-20°C up to +80°C
Reference Specifications:
Complies with the AS2683
Type 1; Grade 1,2,3; Electrical Kind 1
Pressure Capabilities: Test pessure 2:1; Burst 6:1
Application
Transfer hoses suitable for the suction and delivery of aviation fuels.

Product Code	Nominal ID		OD	Pressure (bar) @ 20° C per AS2683			Bend radius	Weight	Coil Length
	mm	in	mm	Working	Test	Burst	mm	Kg/m	m
CHAV-040-SS	40	1½	51	7	14	42	75	1.61	25
CHAV-050-SS	50	2	63	7	14	42	90	1.74	25
CHAV-065-SS	63	2½	76	7	14	42	100	2.69	25
CHAV-080-SS	76	3	90	7	14	42	125	3.20	25
CHAV-100-SS	100	4	114	7	14	42	200	4.15	25

CHAV
LIGHT WEIGHT AVIATION HOSE 700AG



Construction
Inner Materials:
Polypropylene fabrics and film selected according to chemical resistance and strength
Reinforcement:
Internal wire of aluminium
External wire of galvanised steel
Outer cover:
Black PVC coated Fabric with white identification stripe
Temperature Range:
-20°C up to +80°C
Reference Specifications:
Complies with the AS2683
Type 1; Grade 1,2,3; Electrical Kind 1
Pressure Capabilities: Test pessure 2:1; Burst 6:1
Application
Light weight transfer hoses suitable for the suction and delivery of aviation fuels.

Product Code	Nominal ID		OD	Pressure (bar) @ 20° C per AS2683			Bend radius	Weight	Coil Length
	mm	in	mm	Working	Test	Burst	mm	Kg/m	m
CHAV-065-AG	63	2½	76	4	8	24	90	1.94	25
CHAV-080-AG	76	3	88	4	8	24	115	2.37	25
CHAV-100-AG	100	4	112	4	8	24	190	2.93	25

This page is part of a complete catalogue containing technical and safety data.
All data must be reviewed when selecting a product.
Pirtek reserve the right to change technical specifications without notice

CH951
CHEMICAL HOSE



Construction
Inner Materials:
Polypropylene fabrics and film selected according to chemical resistance and strength
Reinforcement:
Internal wire of polypropylene coated steel
External wire of galvanised steel
Outer cover:
Grey PVC coated Fabric with red identification stripe.
Temperature Range:
-20°C up to +80°C
Reference Specifications:
Conforms to AS2117
Type 2/3; Grade 2
Pressure Capabilities: Test pessure 2:1; Burst 4:1
Application
Transfer hoses suitable for the suction and delivery of chemicals like acids, alkalies and solvents, where the outside of the assembly is not in contact with the media.
Refer to chemical data for specific applications.

Product Code	Nominal ID		OD	Pressure (bar) @ 20° C per AS2117			Bend radius	Weight	Coil Length
	mm	in	mm	Working	Test	Burst	mm	Kg/m	m
CH951-025-PG	25	1	37	10	20	40	75	1.44	25
CH951-032-PG	32	1¼	43	10	20	40	90	1.65	25
CH951-040-PG	40	1½	51	10	20	40	100	1.89	25
CH951-050-PG	50	2	65	10	20	40	140	2.20	25
CH951-065-PG	63	2½	76	10	20	40	180	3.28	25
CH951-080-PG	76	3	90	10	20	40	210	3.85	25
CH951-100-PG	100	4	120	10	20	40	340	5.32	25

Please Note: This hose is not ideally suited for highly viscous products or where static electricity is a possibility due to the polypropylene coated inner wire.

CH952
CHEMICAL HOSE



Construction
Inner Materials:
Polypropylene fabrics and film selected according to chemical resistance and strength
Reinforcement:
Internal wire of polypropylene coated steel
External wire of stainless steel
Outer cover:
Grey PVC coated Fabric with orange identification stripe.
Temperature Range:
-20°C up to +80°C
Reference Specifications:
Conforms to AS2117
Type 2/3; Grade 2
Pressure Capabilities: Test pessure 2:1; Burst 4:1
Application
Transfer hoses suitable for the suction and delivery of chemicals like acids, alkalies and solvents, even where the outside of the assembly is in contact with the media.
Refer to chemical data for specific applications.

Product Code	Nominal ID		OD	Pressure (bar) @ 20° C per AS2117			Bend radius	Weight	Coil Length
	mm	in	mm	Working	Test	Burst	mm	Kg/m	m
CH952-025-PS	25	1	37	10	20	40	75	1.47	25
CH952-032-PS	32	1¼	43	10	20	40	90	1.74	25
CH952-040-PS	40	1½	51	10	20	40	100	1.87	25
CH952-050-PS	50	2	65	10	20	40	140	2.34	25
CH952-065-PS	63	2½	76	10	20	40	180	3.38	25
CH952-080-PS	76	3	90	10	20	40	210	3.98	25
CH952-100-PS	100	4	120	10	20	40	340	4.57	25

Please Note: This hose is not ideally suited for highly viscous products or where static electricity is a possibility due to the polypropylene coated inner wire.

PIRTEK
This page is part of a complete catalogue containing technical and safety data.
All data must be reviewed when selecting a product.
Pirtek reserve the right to change technical specifications without notice

CH969
CHEMICAL HOSE



Construction
Inner Materials:
Polypropylene fabrics and film selected according to chemical resistance and strength
Reinforcement:
Internal wire of stainless steel
External wire of galvanised steel
Outer cover:
Orange PVC coated Fabric with blue identification stripe.
Temperature Range:
-20°C up to +80°C
Reference Specifications:
Conforms to AS2117
Type 2/3
Pressure Capabilities: Test pessure 2:1; Burst 4:1
Application
Transfer hoses suitable for the suction and delivery of chemicals like acids, alkalies and solvents, even where the outside of the assembly is in contact with the media.
Refer to chemical data for specific applications.

Product Code	Nominal ID		OD	Pressure (bar) @ 20° C per AS2117			Bend radius	Weight	Coil Length
	mm	in	mm	Working	Test	Burst	mm	Kg/m	m
CH969-025-SG	25	1	37	10	20	40	75	1.25	25
CH969-032-SG	32	1¼	43	10	20	40	90	1.43	25
CH969-040-SG	40	1½	51	10	20	40	100	1.78	25
CH969-050-SG	50	2	65	10	20	40	140	1.95	25
CH969-065-SG	63	2½	76	10	20	40	180	3.02	25
CH969-080-SG	76	3	90	10	20	40	210	3.57	25
CH969-100-SG	100	4	120	10	20	40	340	5.11	25
CH969-150-SG	under development								

CH969
CHEMICAL HOSE (ALL STAINLESS)



Construction
Inner Materials:
Polypropylene fabrics and film selected according to chemical resistance and strength
Reinforcement:
Internal wire of stainless steel
External wire of stainless steel
Outer cover:
Orange PVC coated Fabric with blue identification stripe.
Temperature Range:
-20°C up to +80°C
Reference Specifications:
Conforms to AS2117
Type 2/3
Pressure Capabilities: Test pessure 2:1; Burst 4:1
Application
Transfer hoses suitable for the suction and delivery of chemicals like acids, alkalies and solvents, where the outside of the assembly is not in contact with the media.
Refer to chemical data for specific applications.

Product Code	Nominal ID		OD	Pressure (bar) @ 20° C per AS2117			Bend radius	Weight	Coil Length
	mm	in	mm	Working	Test	Burst	mm	Kg/m	m
CH969-025-SS	25	1	37	10	20	40	75	1.27	25
CH969-040-SS	40	1½	51	10	20	40	100	1.81	25
CH969-050-SS	50	2	65	10	20	40	140	1.98	25
CH969-065-SS	63	2½	76	10	20	40	180	3.05	25
CH969-080-SS	76	3	90	10	20	40	210	3.61	25
CH969-100-SS	100	4	120	10	20	40	340	4.26	25
CH969-150-SS	under development								

CH940
CRYOGENICS HOSE

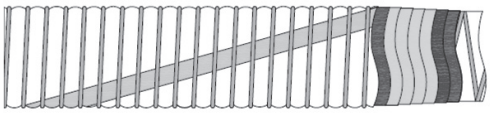

Construction
Inner Materials:
Polyamide films
Reinforcement:
Internal wire of stainless steel
External wire of stainless steel
Outer cover:
White Fabric with green identification stripe.
Temperature Range:
-50°C up to +65°C
Reference Specifications:
Conforms to AS1869
Class E
Pressure Capabilities: Test pessure 2:1; Burst 4:1
Application
Transfer hoses suitable for the delivery of gases, organic solvents, and alkalies
Refer to chemical data for specific applications.

Product Code	Nominal ID		OD	Pressure (bar) @ 20° C per AS2117			Bend radius	Weight	Coil Length
	mm	in	mm	Working	Test	Burst	mm	Kg/m	m
CH940-025-SS	25	1	39	25	50	100	105	2.13	25
CH940-032-SS	32	1.25	45	25	50	100	120	2.30	25
CH940-040-SS	40	1.5	53	25	50	100	130	2.45	25
CH940-050-SS	50	2	67	25	50	100	170	2.74	25
CH940-065-SS	63	2.5	79	25	50	100	210	3.74	25
CH940-080-SS	76	3	93	25	50	100	240	4.35	25
CH940-100-SS	100	4	123	21	42	84	370	8.52	25
CH940-150-SS	under development								

CH970
CHEMICAL MARINE HOSE



Construction
Inner Materials:
Polypropylene fabrics and film selected according to chemical resistance and strength
Reinforcement:
Internal wire of stainless steel
External wire of stainless steel
Outer cover:
Blue PVC coated Fabric with no identification stripe.
Temperature Range:
-20°C up to +80°C
Reference Specifications:
Conforms to AS2117 and IMO BCH Code
Type 2/3; Grade 2; Electrical Kind 1
Pressure Capabilities: Test pessure 2:1; Burst 5:1
Application
Heavy duty chemical transfer hose for ship to shore and dock side
Refer to chemical data for specific applications.

Product Code	Nominal ID		OD	Pressure (bar) @ 20° C per AS2117			Bend radius	Weight	Coil Length
	mm	in	mm	Working	Test	Burst	mm	Kg/m	m
CH970-100-SS	100	4	125	14	28	70	400	7.88	25
CH970-150-SS	under development								

PIRTEK
This page is part of a complete catalogue containing technical and safety data.
All data must be reviewed when selecting a product.
Pirtek reserve the right to change technical specifications without notice

CH971

PTFE CHEMICAL HOSE (ALL STAINLESS)

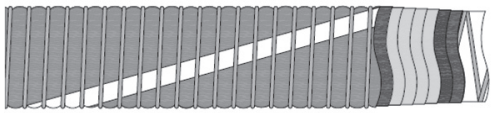

Construction

Inner Materials:
PTFE, polymeric fabrics and film selected according to chemical resistance and strength

Reinforcement:
Internal wire of stainless steel
External wire of stainless steel

Outer cover:
Red PVC coated Fabric with white identification stripe.

Temperature Range:
-20°C up to +80°C

Reference Specifications:
Conforms to AS2117
Type 2/3
Pressure Capabilities: Test pessure 2:1; Burst 4:1

Application

Transfer hoses suitable for the suction and delivery of aggressive chemicals, searching solvents, and high viscosity products such as paint.
Refer to chemical data for specific applications.

Product Code	Nominal ID		OD	Pressure (bar) @ 20° C per AS2117			Bend radius	Weight	Coil Length
	mm	in	mm	Working	Test	Burst	mm	Kg/m	m
CH971-025-SS	25	1	39	14	28	56	105	1.60	25
CH971-032-SS	32	1.25	45	14	28	56	120	1.82	25
CH971-040-SS	40	1.5	53	14	28	56	130	2.07	25
CH971-050-SS	50	2	67	14	28	56	170	2.40	25
CH971-065-SS	63	2.5	79	14	28	56	210	3.54	25
CH971-080-SS	76	3	93	14	28	56	240	4.14	25
CH971-100-SS	100	4	123	14	28	56	370	4.55	25
CH971-150-SS	under development								

CH998

PTFE CHEMICAL HOSE



Construction

Inner Materials:
PTFE, polymeric fabrics and film selected according to chemical resistance and strength

Reinforcement:
Internal wire of polypropylene coated steel
External wire of stainless steel

Outer cover:
Red PVC coated Fabric with yellow identification stripe.

Temperature Range:
-20°C up to +80°C

Reference Specifications:
Conforms to AS2117
Type 2/3
Pressure Capabilities: Test pessure 2:1; Burst 4:1

Application

Transfer hoses suitable for the suction and delivery of aggressive chemicals, searching solvents, and high viscosity products such as paint.
Refer to chemical data for specific applications.

Product Code	Nominal ID		OD	Pressure (bar) @ 20° C per AS2117			Bend radius	Weight	Coil Length
	mm	in	mm	Working	Test	Burst	mm	Kg/m	m
CH998-025-PS	25	1	37	10	20	40	75	1.62	25
CH998-032-PS	32	1.25	43	10	20	40	90	1.87	25
CH998-040-PS	40	1.5	51	10	20	40	100	2.10	25
CH998-050-PS	50	2	65	10	20	40	140	2.48	25
CH998-065-PS	63	2.5	76	10	20	40	180	3.52	25
CH998-080-PS	76	3	90	10	20	40	210	4.17	25
CH998-100-PS	100	4	120	10	20	40	340	4.81	25

Please Note: This hose is not ideally suited for applications where static electricity is a possibility due to the polypropylene coated inner wire.

SCH
SILICONE STRAIGHT HEAVY DUTY COOLANT HOSE

Construction

Inner Tube:
Red, smooth VMQ (silicone)

Reinforcement:
4 plies of high strength Polyester
(longer service life compared to 3 ply)

Cover:
Matte blue (wrapped finish) VMQ (silicone)

Applications

Heavy duty, high performance coolant hose designed for extreme pressure and temperature conditions in engine environments. Renowned for their durability, flexibility and resistance to aging, cracking, hardening and cold leaks. Ideal for trucks, buses, heavy earthmoving vechicles,generators, farm equipment & automotive vechicles. NOT recommended for gasoline/fuel oils

Temperature Range:
-40ºC up to +180ºC

Comment:
Lay line example may not be a true indication of current status. Refer Pirtek for current information

Reference Specifications

Meets and exceeds performance requirements of: SAE J20 R1 HT Class A
TMC RP 303B Class 1 Grade II
TMC RP 303D Class 1 Grade II

Standard wall thickness 0.2" (5mm)
Standard length 1mtr

Lay line example: White text on blue background. Note comment above.

PIRTEK SILICONE COOLANT SCH4PMBLU-051 2" (51MM) SAE J20R1 CLASS A

Part Number	"I.D (inch)"	"I.D (mm)"	"O.D (mm)"	"W.P (Bar)"	"Min. Burst (Bar)"	"Weight Kg/mtr"	Recommended Clamp	
							Liner Wormdrive	Constant Torque
SCH4PMBLU-019	3/4	19.1	29.2	7.5	22.4	0.50	IHCLS17-32	IHCCT17-32
SCH4PMBLU-022	7/8	22.4	32.4	6.9	20.6	0.58	IHCLS21-38	IHCCT21-38
SCH4PMBLU-025	1	25.4	35.6	6.9	20.6	0.60	IHCLS21-38	IHCCT21-38
SCH4PMBLU-027	1.1/16	26.9	37.1	6.9	20.6	0.61	-	IHCCT21-44
SCH4PMBLU-029*	1.1/8	28.5	38.7	6.9	20.6	0.64	-	IHCCT21-44
SCH4PMBLU-032	1/1.4	31.8	41.9	6.3	19	0.70	-	IHCCT21-44
SCH4PMBLU-035	1.3/8	35.1	45.1	6.3	19	0.78	-	IHCCTHD32-54
SCH4PMBLU-038	1.1/2	38.1	48.3	5.7	17.2	0.84	-	IHCCTHD32-54
SCH4PMBLU-041	1.5/8	41.1	51.4	5.7	17.2	1.00	-	IHCCTHD45-67
SCH4PMBLU-044	1.3/4	44.5	54.6	4.6	13.8	1.02	-	IHCCTHD45-67
SCH4PMBLU-048	1.7/8	47.5	57.8	4.3	15.5	1.03	-	IHCCTHD45-67
SCH4PMBLU-051	2	50.8	61.0	4.3	15.5	1.04	-	IHCCTHD45-67
SCH4PMBLU-054	2.1/8	53.8	64.1	4.3	13.8	1.12	-	IHCCTHD45-67
SCH4PMBLU-057	2.1/4	57.2	67.3	4	12.1	1.16	-	IHCCTHD57-79
SCH4PMBLU-060	2.3/8	60.5	70.5	3.4	10.3	1.22	-	IHCCTHD57-79
SCH4PMBLU-064	2.1/2	63.5	73.7	2.9	8.6	1.28	-	IHCCTHD57-79
SCH4PMBLU-067	2.5/8	66.5	76.8	2.9	8.6	1.32	-	IHCCTHD57-79
SCH4PMBLU-070	2.3/4	69.9	80.0	2.9	8.6	1.42	-	IHCCTHD70-92
SCH4PMBLU-076	3	76.2	86.4	1.7	5.2	1.52	-	IHCCTHD70-92
SCH4PMBLU-083*	3.1/4	82.6	92.7	1.7	5.2	1.50	-	IHCCTHD83-105
SCH4PMBLU-089	3.1/2	88.9	99.1	1.7	5.2	1.60	-	IHCCTHD83-105
SCH4PMBLU-102	4	101.6	111.8	1.7	5.2	1.98	-	IHCCTHD95-117
SCH4PMBLU-114*	4.1/2	114.3	124.5	1.1	3.4	2.20	-	IHCCTHD108-130
SCH4PMBLU-127	5	127.0	137.2	1.1	3.4	2.46	-	IHCCTHD121-143
SCH4PMBLU-152*	6	152.4	162.6	1.1	3.4	2.90	-	

* Non-stocked item, available on request

PIRTEK
This page is part of a complete catalogue containing technical and safety data.
All data must be reviewed when selecting a product.
Pirtek reserve the right to change technical specifications without notice

SCHE

SILICONE HEAVY DUTY 45º & 90º ELBOWS

Construction

Inner Tube:
Red, smooth VMQ (silicone)

Reinforcement:
5 plies of high strength Polyester
(longer service life compared to 4 ply)

Cover:
Matte blue (wrapped finish) VMQ (silicone)

Applications

Heavy duty, high performance coolant elbows designed for extreme pressure and temperature conditions in engine environments. Renowned for their durability, flexibility and resistance to aging, cracking, hardening and cold leaks. Ideal for trucks, buses, heavy earthmoving vechicles,generators, farm equipment & automotive vechicles. NOT recommended for gasoline/fuel oils

Temperature Range:
-40ºC up to +180ºC

Reference Specifications

Meets and exceeds performance requirements of: SAE J20 R1 HT Class A
TMC RP 303B Class 1 Grade II
TMC RP 303D Class 1 Grade II

Standard wall thickness 0.2" (5mm)
Leg length 152mm x 152mm (6" x 6")

Comment:
Lay line example may not be a true indication of current status. Refer Pirtek for current information

Lay line example: White text on blue background. Note comment above.

PIRTEK 2.1/4" (57MM) SAE J20R1 CLASS A

45º ELBOWS								
Part Number	"I.D (inch)"	"I.D (mm)"	"O.D (mm)"	"W.P (Bar)"	"Min. Burst (Bar)"	"Weight Kg/mtr"	Recommended Clamp	
							Liner Wormdrive	Constant Torque
SCHE45MBLU-019	3/4"	19	30.0	7.5	22.4	0.28	IHCLS17-32	IHCCT17-32
SCHE45MBLU-025	1"	25	36.4	6.9	20.6	0.34	IHCLS21-38	IHCCT21-38
SCHE45MBLU-032	1.1/4"	32	42.7	6.3	19.0	0.40	-	IHCCT21-44
SCHE45MBLU-038	1.1/2"	38	49.1	5.7	17.2	0.46	-	IHCCTHD32-54
SCHE45MBLU-044	1.3/4"	44	54.6	4.6	13.8	0.52	-	IHCCTHD45-67
SCHE45MBLU-051	2"	51	64.5	4.6	13.8	0.59	-	IHCCTHD45-67
SCHE45MBLU-057	2.1/4"	57	68.1	4.0	12.1	0.66	-	IHCCTHD57-79
SCHE45MBLU-064	2.1/2"	64	74.5	3.4	10.3	0.72	-	IHCCTHD57-79
SCHE45MBLU-070	2.3/4"	70	80.8	2.9	8.6	0.79	-	IHCCTHD70-92
SCHE45MBLU-076	3"	76	87.2	2.0	6.0	0.86	-	IHCCTHD70-92
SCHE45MBLU-089	3.1/2"	89	99.9	1.7	5.2	1.02	-	IHCCTHD83-105
SCHE45MBLU-102	4"	102	112.6	1.1	3.4	1.20	-	IHCCTHD95-117
90º ELBOWS								
SCHE90MBLU-019	3/4"	19	30.0	7.5	22.4	0.28	IHCLS17-32	IHCCT17-32
SCHE90MBLU-025	1"	25	36.4	6.9	20.6	0.34	IHCLS21-38	IHCCT21-38
SCHE90MBLU-032	1.1/4"	32	42.7	6.3	19.0	0.40	-	IHCCT21-44
SCHE90MBLU-038	1.1/2"	38	49.1	5.7	17.2	0.46	-	IHCCTHD32-54
SCHE90MBLU-044	1.3/4"	44	54.6	4.6	13.8	0.52	-	IHCCTHD45-67
SCHE90MBLU-051	2"	51	64.5	4.6	13.8	0.59	-	IHCCTHD45-67
SCHE90MBLU-057	2.1/4"	57	68.1	4.0	12.1	0.66	-	IHCCTHD57-79
SCHE90MBLU-064	2.1/2"	64	74.5	3.4	10.3	0.72	-	IHCCTHD57-79
SCHE90MBLU-070	2.3/4"	70	80.8	2.9	8.6	0.79	-	IHCCTHD70-92
SCHE90MBLU-076	3"	76	87.2	2.0	6.0	0.86	-	IHCCTHD70-92
SCHE90MBLU-089	3.1/2"	89	99.9	1.7	5.2	1.02	-	IHCCTHD83-105
SCHE90MBLU-102	4"	102	112.6	1.1	3.4	1.20	-	IHCCTHD95-117

* Non-stocked item, available on request

PIRTEK

This page is part of a complete catalogue containing technical and safety data.
All data must be reviewed when selecting a product.
Pirtek reserve the right to change technical specifications without notice

SHH
SILICONE HEATER HOSE

Construction

Inner Tube:
Red, smooth VMQ (silicone)

Reinforcement:
1 ply of high strength Polyester

Cover:
Shiny blue (smooth finish) VMQ (silicone)

Applications

Heavy duty, heater hose delivering high performance and flexibility, designed for extreme thermal conditions in engine environments.Renowned for their durability, resistance to aging, cracking, hardeningand cold leaks.
Ideal for trucks, buses, heavy earthmoving vechicles, generators, farm equipment & automotive vechicles.
NOT recommended for gasoline/fuel oils

Temperature Range:
-40ºC up to +180ºC

Reference Specifications

Meets and exceeds performance requirements of: SAE J20 R3 HT Class A
TMC RP 303B Class 1 Grade II
TMC RP 303D Class 1 Grade II
Resistant to coolant additives

Comment:
Lay line example may not be a true indication of current status. Refer Pirtek for current information

Lay line example: White text on blue background. Note comment above.

PIRTEK SILICONE HEATER SHHSTDB-025 1" (25.4MM) SAE J20R3 CLASS A

Part Number	"I.D (inch)"	"I.D (mm)"	"O.D (mm)"	"W.P (Bar)"	"Min. Burst (Bar)"	"Weight Kg/mtr"	"Available Lengths (mtr)"	Recommended Clamp	
								Liner Wormdrive	Constant Torque
SHHSTDB-006	1/4"	6.4	13.4	5.7	17.2	0.14	30 / 76.2	IHCFLM12-14	-
SHHSTDB-008	5/16"	7.9	15.0	5.7	17.2	0.16	30 / 76.2	IHCFLM14-16	-
SHHSTDB-010	3/8"	9.5	16.6	5.7	17.2	0.19	30 / 76.2	IHCLS11-20	-
SHHSTDB-013	1/2"	12.7	20.7	5.7	17.2	0.28	15 / 76.2	IHCLS13-23	-
SHHSTDB-016	5/8"	15.9	23.9	5.7	17.2	0.33	15 / 76.2	IHCLS14-27	-
SHHSTDB-019	3/4"	19.1	27.1	4.6	13.8	0.38	15 / 76.2	IHCLS17-32	IHCCT17-32
SHHSTDB-022	7/8"	22.2	30.4	4.0	12.1	0.44	15 / 76.2	IHCLS17-32	IHCCT17-32
SHHSTDB-025	1"	25.4	34.0	4.0	12.1	0.53	15 / 76.2	IHCLS21-38	IHCCT21-38

* Non-stocked item, available on request

This page is part of a complete catalogue containing technical and safety data.
All data must be reviewed when selecting a product.
Pirtek reserve the right to change technical specifications without notice