HIGH-PRESSURE HOSE

Product Catalogue 02/2024

SPIR STAR®

HIGH PRESSURE PERFORMANCE

Table of Contents

1 General Information

1.1 Company Profile 3
1.2. Applications 7
1.3 ISO 9001:2015 Certificate 9
1.4 Hose Construction/ Hose Nomenclature 10
1.5 Product Overview 11
1.6 Data Sheet - Detailed Description 14

2 Hose Data Sheets

2.1 Inner Diameter 3 mm – 0.11 inch – 1/8“ 16
2.2 Inner Diameter 4 mm – 0.15 inch – 1/8“ 26
2.3 Inner Diameter 5 mm – 0.19 inch – 3/16“ 44
2.4 Inner Diameter 6 mm – 0.23 inch – 1/4" 69
2.5 Inner Diameter 8 mm – 0.31 inch – 5/16“ 104
2.6 Inner Diameter 10 mm – 0.39 inch – 3/8“ 133
2.7 Inner Diameter 13 mm – 0.47 inch – 1/2" 144
2.8 Inner Diameter 16 mm – 0.62 inch – 5/8“ 160
2.9 Inner Diameter 20 mm – 0.78 inch – 3/4" 166
2.10 Inner Diameter 25 mm – 0.98 inch – 1“ 176
2.11 HW-Series 184
2.12 HL-Series 186
2.13 M-Series 190
2.14 PPA-Series 204
2.15 HT-Series 226
2.16 Hydrogen-Series 240
2.17 KF-Series 244

3 Technical Information

3.1 SPIR STAR® High-Pressure Hose Assemblies Instructions on Installing and Operating 255
3.2 Care and Use of High-Pressure Hose 260
3.3 Hose Series Descriptions 261
3.4 Hose Types by Common Application 263
3.5 Table of Pressure Drop Figures 279
3.6 Fitting Description 281

Introduction of SPIR STAR® AG

SPIR STAR® AG

SPIR STAR® AG, headquartered in Rimbach-Mitlechtern, is your specialist for the manufacture of thermoplastic ultra-high-pressure hoses with spiralized steel-wire reinforcement for a working pressure range of 400 to 4.000 bar and inner diameters ranging from 3 to 25 mm.

The company began in 1981 as part of PAPUREX GmbH in Mörlenbach-Mumbach. At that time, the company manufactured its ultra-high-pressure hoses using special machinery the company had designed and built itself. The hoses were sold under the brand name of SPIR STAR. Production grew so rapidly that in the year 1987 the company relocated to a new production site in nearby Mörlenbach. Due to continued growth, the division of thermoplastic ultra-high-pressure hose production was spun off completely in the year 1989 and SPIR STAR® Druckschläuche GmbH was founded.

The company's internationalization and thus increasing demand eventually enabled the company to relocate to its present facility in the year 2001. Since then, ultra-high-pressure hoses have been produced with state-of-the-art machinery and equipment and the hoses have become a staple in the Waterblast, Hydraulics, Oil & Gas and Automotive industries. In addition to this, the continuous development of new and innovative hose types ensures the company's sustainable presence in its relevant markets.

For more than 30 years, SPIR STAR® has been offering premium product quality – Made in Germany – combined with forward-looking innovation and outstanding customer service.

The World Market

The company's orientation towards global markets at an early stage resulted in the creation of a world-wide sales network of SPIR STAR® AG and made a major contribution to the company's positive development.

SPIR STAR made the first step into the global market in the year 1991 with the foundation of SPIR STAR® France S.A.S. in Haguenau, with a focus on the markets in Southern Europe.

To be able to develop the American continent as well and to meet increasing world-wide demand, SPIR STAR® Ltd. in Houston, Texas was established just four years later.

© Copyright by SPIR STAR® | Revision 05.11.2020

With the foundation of SPIR STAR® Pty. Ltd. in Singapore in 1999, the company paved the way for access to the Asian market and, with this additional sales company, marked another milestone towards better service quality and global presence.

Since its foundation in 2014, SPIR STAR® Fluid Tech (Shanghai) Co., Ltd. has been serving especially the Chinese market, increasing local customer loyalty.

The sales companies, which have been independent since the very beginning, are operating very successfully in the market today and build the link between SPIR STAR® AG and its customers.

SPIR STAR's Customers

Since its foundation, the company's customer base has mainly included enterprises operating in the high-pressure Waterblast industry. Through ongoing investments into research and development, the company's product range has kept growing and it has been able to produce completely new hose types. Thanks to this combination of variety and innovation, SPIR STAR® has gained more and more customers from the Oil & Gas, Automotive, Machine-Building and ultra-high-pressure Hydraulics industries.

Working together as Partners

Intensive cooperation as a partner of its customers and representative is part of SPIR STAR® AG's corporate philosophy.

SPIR STAR® AG works closely with numerous partners in various countries and continents. Thanks to this effective cooperation, each of the company's customers is provided excellent service, in-depth consultation and short lead times – world wide.

Research and Development

The ongoing further development of SPIR STAR® hose types and fittings is one of the most important tasks to meet present and future market requirements. Experts from a number of different fields are committed to the extension and continuous improvement of its product range. SPIR STAR® makes use of its many years of experience in the production of hose assemblies specifically for the development and manufacture of products. Due to close contact with the customer, SPIR STAR's products and services always take the customer's needs into account, which is enabled by a high flexibility and fast response. But before any newly developed products are released for sale, they undergo a stringent test procedure. All products are manufactured to standards and subjected to a quality control: This ensures a reliable product that has been tested for safety.

© Copyright by SPIR STAR® | Revision 05.11.2020

Demands for the Highest Standards of Quality and Safety

It goes without saying that SPIR STAR® manufactures its products according to state-of-the-art production methods and to the highest standards of quality. In order to guarantee maximum safety, all hose types are subjected to multiple technical tests. Its products are manufactured to industrial standards and tightly controlled. Compliance with these standards is monitored and ensured by our quality management across the entire production process. Before leaving factory, all hose assemblies are pressure tested in order to guarantee that only products of the highest quality are delivered.

SPIR STAR® tests all products employing state-of-the-art test equipment, such as impulse test stands, measuring devices for volumetric expansion, test equipment for external pressure resistance, tensile strength and burst pressure. Upon request, a test certificate to EN 10204 for each hose assembly will be issued.

Certified Quality

SPIR STAR® AG has been DIN EN 9001 certified since 1995 and thus ensures complete documentation of its processes. The approved and tested quality management system allows tracing of all raw materials used for production at any time.

Tried and Proven Manufacturing Principles

In general, the inner core of SPIR STAR® ultra-high-pressure hoses is made of premium quality thermoplastic materials, such as PA, POM, PVDF or PTFE. Up to eight spiral layers made of high-tensile steel wire and serving as reinforcement are wrapped around this thermoplastic inner tube. Depending on the application, the hose cover consists of approved and tested materials, such as PUR, PA or PVDF.

Successful Manufacturing Concept

In general, the inner core of SPIR STAR® ultra-high-pressure hoses is made of premium quality thermoplastic materials, such as PA, POM, PVDF or PTFE. Up to eight spiral layers made of high-tensile steel wire and serving as reinforcement are wrapped around this thermoplastic inner tube. Depending on the application, the hose cover consists of approved and tested materials, such as PUR, PA or PVDF.

© Copyright by SPIR STAR® | Revision 05.11.2020

Advantages of Thermoplastic High-Pressure Hoses

With a unique combination of materials SPIR STAR® thermoplastic high-pressure hoses have a wide variety of advantages over most common hose types:

- Extremely high working pressures
- Excellent chemical resistance to chemicals, detergents and solvents
- Up to 50% saving of weight with regard to comparable rubber hoses
- Resistant to ozone, ultraviolet light and aging
- Outer cover is resistant against hydrolysis and microbes
- High resistance against abrasion of the outer cover
- Small bend radius at high volumes of flow
- Low volumetric expansion at maximum working pressure
- Low permeation rate (M-series, PPA-series an HT-series)
- High temperature stability (HT-series up to + 150°C and F-series up to + 200°C)
- Kink resistant
- Minimal pressure drop
- Resistant to sea water
- High impulse resistance and long service life
- Long lengths can be delivered

© Copyright by SPIR STAR® | Revision 05.11.2020

Applications of SPIR STAR® products

High-Pressure Waterblast Technology - Comprehensive Know-How Derived From Many Years of Experience

SPIR STAR® has many years of experience in the manufacture of hose assemblies used in high-pressure waterblast applications. This know-how is used specifically for the development and production of hose assemblies.

Hose assemblies made by SPIR STAR® are used e.g. for sewer cleaning, pipe cleaning and cleaning of shell and tube heat exchangers, water-jet cutting, concrete refurbishment as well for surface cleaning of any kind.

For these complex and demanding tasks, its product range provides a wide selection of hose types and special hose fittings.

The approved and tested **DuraLife Flex®** high-tech hose is the ideal hose to use in pipe cleaning applications. Its special manufacturing process greatly reduces abrasion of the cover, thus increasing the service life of the hose assembly.

The hose types of the **UHP®-Series** (Ultra-High-Pressure) are used up to 4.000 bar. High-pressure combined with a maximum flow rate ensures a fast and optimum cleaning result.

The **OnePiece Fittings®** and the **Blast-Pro®** fitting series were specifically developed for use in small-ID tubes which can e.g. be found in heat exchangers. Compared to standard fittings, these fittings are considerably shorter, which makes tube cleaning with bends easier. Another advantage is the fact that the crimping of the sleeve only negligibly enlarges the hose OD. As a result, hose types with a larger inner diameter permitting higher volumetric flow can be used.

© Copyright by SPIR STAR® | Revision 03.11.2020

Ultra-High-Pressure Hydraulics - High-Pressure Combined With High Flexibility

For ultra-high-pressure applications, SPIR STAR® hoses are always used when the hose assembly has to withstand a particularly high-pressure and has to be flexible at the same time.

Hydraulic hose applications include autofrettage, hydroforming, hydraulic assembly presses, dismantling of ball bearings and torsion-free fastening of screwed connections (bolt-tensioning).

With up to 50% less weight than comparable rubber hoses, a markedly smaller bend radius as well as high ozone-, UV-light- and ageing resistance, SPIR STAR® hose assemblies meet all the requirements of the ultra-high-pressure hydraulics industry.

Oil & Gas - World-Wide Use at Extreme Operating Conditions

SPIR STAR® ultra-high pressure hoses are very successfully used in projects ranging from the North Sea to the Gulf of Mexico. Typical fields of application include offshore hose bundles, methanol service on platforms, chemical injections at the wellbore, hydraulic component control, high-pressure and high-temperature applications (HP/HT) as well as hydrogen fuelling systems.



Besides providing excellent high-pressure performance, SPIR STAR® hoses feature very small volumetric expansion, a low weight and high resistance to external pressure. Additionally, the product range includes types that are suitable for use at extremely high-temperatures (up to +150° C) as well as with aggressive chemicals.

SPIR STAR's ability to manufacture lengths of up to 4.500 m is one more reason why the ultra-high pressure hoses are used by all renowned oil companies. For offshore projects operating in great depths, SPIR STAR® hoses set standards in terms of quality, durability and reliability.

© Copyright by SPIR STAR® | Revision 03.11.2020

MANAGEMENT SYSTEM CERTIFICATE

Certificate no.:
C673178

Initial certification date:
01 May 1995
(by different Certification body)

Valid:
01 May 2024 – 30 April 2027

This is to certify that the management system of

SPIR STAR AG

Auf der Rut 3-7, 64668 Rimbach, Germany

has been found to conform to the Quality Management System standard:

ISO 9001:2015

This certificate is valid for the following scope:

Development and production of high-pressure hoses and fittings. Sales of products and services in the high-pressure sector

Place and date:
Barendrecht, 05 April 2024

For the issuing office:
DNV - Business Assurance
Zwolseweg 1, 2994 LB Barendrecht, Netherlands

MGMT. SYS.
RvA C 024

Erie Koek
Management Representative

Lack of fulfilment of conditions as set out in the Certification Agreement may render this Certificate invalid.
ACCREDITED UNIT: DNV Business Assurance B.V., Zwolseweg 1, 2994 LB, Barendrecht, Netherlands - TEL: +31(0)102922689. www.dnv.com/assurance

Number of spiralized layers

Typ 6/2WHT

Hose-ID in mm

Series Description

DC	Double outer cover
H	Reinforced version
HT	For very high temperatures
HW	Hot water
K	Braided layer
L	Extremly flexible
M	Methanol-saturated inner core
OK	Outer cover braided layer
PPA	„Chemical injections“
R	Reinforced outer cover
W	Two wide layers of spiralized wire
F	PTFE or FEP inner core
UHP	Ultra High Pressure



Type	Hose Size				Pressure Rating				Bend Radius		Weight		Insert ID		Sleeve OD	
	ID		OD		Working		Burst									
	[mm]	[in]	[mm]	[in]	[bar]	[psi]	[bar]	[psi]	[mm]	[in]	[kg/m]	[lbs/ft]	[mm]	[in]	[mm]	[in]
ID3																
Heat-resisting up to max. 70° C (158° F)																
3/2	3,4	0,13	6,9	0,27	1.000	14.500	2.500	36.250	60	2,36	0,072	0,048	2,0	0,08	8,9	0,35
3/2-1100	3,4	0,13	7,0	0,28	1.100	15.950	2.750	39.875	60	2,36	0,072	0,048	2,0	0,08	8,9	0,35
3/4	3,4	0,13	8,0	0,31	2.000	29.000	5.000	72.500	110	4,33	0,135	0,090	2,0	0,08	12,1	0,47
3/4-2100	3,4	0,13	8,1	0,32	2.100	30.450	5.250	76.215	110	4,33	0,135	0,090	2,0	0,08	12,1	0,47
3/6	3,0	0,12	9,1	0,36	2.800	40.600	7.000	101.500	150	5,91	0,222	0,149	1,8	0,07	15,3	0,60
ID4																
Heat-resisting up to max. 70° C (158° F)																
4/2	4,0	0,16	8,0	0,31	1.200	17.400	3.000	43.500	75	2,95	0,110	0,074	2,5	0,10	10,1	0,39
4/2H-1400	4,0	0,16	8,1	0,32	1.400	20.300	3.500	50.750	75	2,95	0,112	0,075	2,5	0,10	10,1	0,39
4/2K	4,0	0,16	9,8	0,39	1.200	17.400	3.000	43.500	65	2,56	0,185	0,124	2,5	0,10	13,1	0,51
4/2W	4,0	0,16	9,8	0,39	1.400	20.300	3.500	50.750	65	2,56	0,160	0,107	2,5	0,10	13,0	0,51
4/4	4,0	0,16	10,3	0,41	2.200	31.900	5.500	79.750	130	5,12	0,234	0,157	1,8	0,07	14,7	0,57
4/4UHP-X-3035	4,0	0,16	9,9	0,39	3.035	44.000	6.100	88.450	90	3,54	0,234	0,157	2,5	0,10	14,7	0,58
4/6	4,0	0,16	11,5	0,45	2.800	40.600	7.000	101.500	175	6,89	0,365	0,245	1,8	0,07	17,1	0,67
4/8	4,0	0,16	12,8	0,50	3.200	46.400	8.000	116.000	175	6,89	0,540	0,362	1,8	0,07	19,5	0,76
ID5																
Heat-resisting up to max. 70° C (158° F)																
5/2	5,0	0,20	9,4	0,37	1.040	15.080	2.600	37.700	95	3,74	0,125	0,084	3,0	0,12	12,9	0,50
5/2H-1400	4,9	0,19	9,5	0,37	1.400	20.300	3.500	50.750	95	3,74	0,148	0,099	3,0	0,12	12,9	0,50
5/2OK	5,0	0,20	10,8	0,43	1.040	15.080	2.600	37.700	95	3,74	0,220	0,147	3,5	0,14	13,3	0,52
5/3	5,0	0,20	10,3	0,41	1.120	16.240	2.800	40.600	95	3,74	0,218	0,146	3,0	0,12	12,9	0,50
5/4	5,0	0,20	11,2	0,44	1.800	26.100	4.500	65.250	150	5,91	0,260	0,174	2,5	0,10	15,0	0,59
5/6	4,8	0,19	13,2	0,52	2.500	36.250	6.250	90.625	200	7,87	0,450	0,302	2,5	0,10	17,8	0,70
5/6H	4,6	0,18	14,4	0,57	2.800	40.600	7.000	101.500	220	8,66	0,563	0,377	2,5	0,10	17,9	0,70
5/6HDC1	4,6	0,18	18,4	0,72	2.800	40.600	7.000	101.500	220	8,66	0,687	0,460	2,5	0,10	17,9	0,70
5/6UHP-X-3035	4,8	0,19	13,3	0,52	3.035	44.000	7.000	101.500	210	8,27	0,450	0,302	2,5	0,10	17,8	0,91
5mmUHP	4,5	0,18	15,3	0,60	3.200	46.400	8.000	116.000	250	9,84	0,693	0,464	2,5	0,10	19,7	0,77
5mmUHP-X	4,5	0,18	15,3	0,60	4.000	58.000	8.000	116.000	250	9,84	0,693	0,464	2,5	0,10	19,7	0,77
ID6																
Heat-resisting up to max. 70° C (158° F)																
6/2	6,3	0,25	11,5	0,45	1.000	14.500	2.500	36.250	110	4,33	0,175	0,117	4,0	0,16	13,9	0,54
6/2-1100	6,3	0,25	11,6	0,46	1.100	15.950	2.750	39.875	110	4,33	0,175	0,117	4,0	0,16	13,9	0,54
6/2OK	6,2	0,24	13,1	0,52	1.000	14.500	2.500	36.250	110	4,33	0,306	0,205	4,0	0,16	15,0	0,59
6/2K	6,2	0,24	12,9	0,51	1.120	16.240	2.800	40.600	95	3,74	0,300	0,201	4,0	0,16	16,2	0,63
6/2W	6,0	0,24	12,0	0,47	1.280	18.560	3.200	46.400	95	3,74	0,230	0,154	4,0	0,16	15,4	0,60
6/2WL	5,9	0,23	12,0	0,47	1.200	17.400	3.000	43.500	80	3,15	0,237	0,159	4,0	0,16	15,5	0,61
6/2WL Twin	5,9	0,23	12,0	0,47	1.200	17.400	3.000	43.500	80	3,15	0,474	0,318	4,0	0,16	15,5	0,61
6/3	6,1	0,24	12,3	0,48	1.040	15.080	2.600	37.700	110	4,33	0,280	0,188	4,0	0,16	14,1	0,55
6/4	6,3	0,25	12,6	0,50	1.500	21.750	3.800	55.100	180	7,09	0,295	0,198	3,5	0,14	16,4	0,64
6/4-1650	6,3	0,25	12,6	0,50	1.650	23.925	4.125	59.812	180	7,09	0,295	0,198	3,5	0,14	16,4	0,64
6/6H	5,9	0,23	16,4	0,65	2.800	40.600	7.000	101.500	250	9,84	0,750	0,503	3,0	0,12	21,4	0,84
6mmUHP	5,8	0,23	18,6	0,73	3.200	46.400	8.000	116.000	280	11,02	1,060	0,710	3,0	0,12	23,7	0,93

© Copyright by SPIR STAR® | Revision: 09.12.2021

Type	Hose Size				Pressure Rating				Bend Radius		Weight		Insert ID		Sleeve OD	
	ID		OD		Working		Burst									
	[mm]	[in]	[mm]	[in]	[bar]	[psi]	[bar]	[psi]	[mm]	[in]	[kg/m]	[lbs/ft]	[mm]	[in]	[mm]	[in]
ID8																*Heat-resisting up to max. 70° C (158° F)*
8/2	8,1	0,32	13,3	0,52	900	13.050	2.250	32.625	130	5,12	0,200	0,134	5,5	0,22	17,8	0,70
8/2-1000	8,1	0,32	13,3	0,52	1.000	14.500	2.500	36.250	110	4,33	0,200	0,134	5,5	0,22	17,8	0,70
8/2W	8,0	0,31	14,3	0,56	1.040	15.080	2.600	37.700	110	4,33	0,314	0,210	5,5	0,22	18,3	0,72
8/2WL	8,0	0,31	14,0	0,55	1.000	14.500	2.500	36.250	100	3,94	0,317	0,212	5,5	0,22	18,3	0,72
8/2WR	8,0	0,31	16,0	0,63	1.040	15.080	2.600	37.700	110	4,33	0,364	0,244	4,5	0,18	21,3	0,83
8/4	8,0	0,31	14,6	0,57	1.500	21.750	3.800	55.100	200	7,87	0,390	0,261	4,5	0,18	20,3	0,79
8/6	8,0	0,31	16,4	0,65	2.100	30.450	5.250	76.125	250	9,84	0,640	0,429	4,5	0,18	21,6	0,85
8/6H	7,7	0,30	18,8	0,74	2.500	36.250	6.250	90.625	260	10,24	0,925	0,620	4,5	0,18	22,8	0,90
8/6HDC1	7,7	0,30	22,8	0,90	2.500	36.250	6.250	90.625	260	10,24	1,085	0,727	4,5	0,18	22,8	0,90
8/6UHP	7,6	0,30	19,3	0,76	2.800	40.600	7.000	101.500	300	11,81	1,055	0,707	4,5	0,18	23,7	0,93
8/6UHP-X	7,6	0,30	19,3	0,76	3.035	44.000	7.000	101.500	300	11,81	1,055	0,707	4,5	0,18	23,7	0,93
8mmUHP	7,6	0,30	22,0	0,87	3.200	46.400	7.400	107.300	300	11,81	1,500	1,005	4,5	0,18	29,7	1,16
ID10																*Heat-resisting up to max. 70° C (158° F)*
10/2	10,1	0,40	15,5	0,61	690	10.005	1.725	25.010	160	6,30	0,280	0,188	6,5	0,26	20,8	0,81
10/2W	10,0	0,39	17,2	0,68	1.100	15.950	2.760	40.020	125	4,92	0,430	0,288	6,5	0,26	21,5	0,84
10/4	9,9	0,39	18,4	0,72	1.500	21.750	3.800	55.100	200	7,87	0,690	0,464	5,5	0,22	23,1	0,90
10/6	9,8	0,39	20,4	0,80	1.920	27.840	4.800	69.600	250	9,84	1,000	0,672	5,5	0,22	26,6	1,04
10mmUHP-X-3035	9,8	0,39	24,0	0,94	3.035	44.000	6.100	88.450	320	12,60	1,730	1,163	6,0	0,24	31,0	1,22
ID13																*Heat-resisting up to max. 70° C (158° F)*
13/2	12,9	0,51	19,3	0,76	690	10.005	1.725	25.010	200	7,87	0,435	0,291	8,5	0,33	26,0	1,02
13/2W	12,8	0,50	20,8	0,82	1.040	15.080	2.600	37.700	150	5,91	0,590	0,395	8,5	0,33	26,7	1,05
13/2WR	12,8	0,50	22,2	0,87	1.040	15.080	2.600	37.700	150	5,91	0,590	0,395	7,5	0,30	27,5	1,08
13/4	12,8	0,50	21,4	0,84	1.300	18.850	3.250	47.125	200	7,87	0,800	0,536	7,5	0,30	27,4	1,07
13/4H	12,8	0,50	22,0	0,87	1.400	20.300	3.500	50.750	200	7,87	0,880	0,590	7,5	0,30	29,5	1,16
13/6	12,8	0,50	23,4	0,92	1.800	26.100	4.500	65.250	300	11,81	1,160	0,777	7,5	0,30	30,1	1,18
13/6H	12,7	0,50	24,8	0,98	2.000	29.000	5.000	72.500	300	11,81	1,200	0,804	7,5	0,30	32,9	1,29
13mmUHP	12,8	0,50	27,7	1,09	2.800	40.600	6.000	87.000	350	13,78	2,085	1,397	7,5	0,30	34,6	1,36
ID16																*Heat-resisting up to max. 70° C (158° F)*
16/4	16,0	0,63	25,5	1,00	1.040	15.080	2.600	37.700	250	9,84	1,002	0,671	10,5	0,41	32,7	1,28
16/6	15,9	0,63	27,7	1,09	1.520	22.040	3.800	55.100	320	12,60	1,520	1,022	10,5	0,41	35,0	1,37
16mmUHP	15,9	0,63	31,8	1,25	2.000	29.000	5.000	72.500	400	15,75	2,523	1,690	10,5	0,41	38,0	1,49
ID20																*Heat-resisting up to max. 70° C (158° F)*
20/2	19,0	0,75	26,2	1,03	520	7.540	1.300	18.850	240	9,45	0,750	0,503	13,0	0,51	34,2	1,34
20/2W	18,8	0,74	29,5	1,16	760	11.020	1.900	27.550	220	8,66	1,160	0,777	13,0	0,51	36,3	1,42
20/4	18,8	0,74	28,8	1,13	1.040	15.080	2.600	37.700	250	9,84	1,350	0,905	13,0	0,51	36,9	1,45
20/6	18,8	0,74	32,8	1,29	1.400	20.300	3.500	50.750	350	13,78	2,170	1,454	13,0	0,51	42,9	1,68
20/6-1600	18,8	0,74	32,8	1,29	1.600	23.200	4.000	58.000	350	13,78	2,170	1,454	13,0	0,51	42,9	1,68
ID25																*Heat-resisting up to max. 70° C (158° F)*
25/2	24,8	0,98	33,5	1,32	440	6.380	1.100	15.950	300	11,81	0,950	0,636	16,5	0,65	40,0	1,57
25/2W	25,0	0,98	35,6	1,40	640	9.280	1.600	23.200	280	11,02	1,490	0,998	16,5	0,65	44,0	1,73
25/4	24,8	0,98	36,3	1,43	900	13.050	2.250	32.625	300	11,81	1,715	1,149	19,0	0,75	45,9	1,80
25/6	24,8	0,98	39,8	1,57	1.400	20.300	3.000	43.500	600	23,62	2,800	1,876	17,5	0,69	49,0	1,92

© Copyright by SPIR STAR® | Revision: 09.12.2021

Type	Hose Size				Pressure Rating				Bend Radius		Weight		Insert ID		Sleeve OD	
	ID		OD		Working		Burst									
	[mm]	[in]	[mm]	[in]	[bar]	[psi]	[bar]	[psi]	[mm]	[in]	[kg/m]	[lbs/ft]	[mm]	[in]	[mm]	[in]
HW-Series																*Heat-resisting up to max. 100° C (210° F)*
8/4HW-1000	8,0	0,31	14,6	0,57	1.000	14.500	3.800	55.100	200	7,87	0,390	0,261	4,5	0,18	20,3	0,79
HL-Series																*Heat-resisting up to max. 60° C (140° F) - Hydraulic Line*
VIPER	6,1	0,24	12,5	0,49	700	10.150	1.800	26.100	80	3,15	0,206	0,138	4,0	0,16	14,4	0,56
VIPER Twin	6,1	0,24	12,5	0,49	700	10.150	1.800	26.100	80	3,15	0,412	0,276	4,0	0,16	14,4	0,56
MAMBA	5,9	0,23	12,0	0,47	1.200	17.400	3.000	43.500	80	3,15	0,237	0,159	4,0	0,16	15,5	0,61
MAMBA Twin	5,9	0,23	12,0	0,47	1.200	17.400	3.000	43.500	80	3,15	0,474	0,318	4,0	0,16	15,5	0,61
COBRA	5,0	0,20	11,2	0,44	1.800	26.100	4.500	65.250	150	5,91	0,260	0,174	2,5	0,10	15,0	0,59
M-Series																*Heat-resisting up to max. 60° C (140° F) - with methanol-washed inner core*
6/2WM	6,0	0,24	12,2	0,48	690	10.000	2.760	40.000	95	3,74	0,240	0,161	4,0	0,16	16,8	0,66
8/2WM	8,0	0,31	14,3	0,56	690	10.000	2.760	40.000	110	4,33	0,314	0,210	5,5	0,22	18,3	0,72
10/2WM	10,0	0,39	17,2	0,68	690	10.000	2.760	40.000	125	4,92	0,466	0,312	5,0	0,20	21,5	0,84
13/2WM	12,7	0,50	20,8	0,82	690	10.000	2.760	40.000	150	5,91	0,630	0,422	8,5	0,33	27,8	1,09
PPA-Series																*Heat-resisting up to max. 80° C (176° F) - with PVDF inner core and polyamid outer cover*
5/4PPA	5,0	0,20	11,2	0,44	1.035	15.000	4.140	60.000	250	9,84	0,256	0,172	2,5	0,10	15,0	0,59
6/2WPPA	6,3	0,25	12,2	0,48	690	10.000	2.760	40.000	150	5,91	0,266	0,178	3,5	0,14	17,1	0,67
6/4PPA	6,3	0,25	12,6	0,50	1.035	15.000	4.140	60.000	280	11,02	0,305	0,204	3,5	0,14	16,4	0,64
8/4PPA	8,0	0,31	14,7	0,58	1.035	15.000	4.140	60.000	300	11,81	0,420	0,281	4,5	0,18	20,3	0,79
10/4PPA	10,0	0,39	18,4	0,72	1.035	15.000	4.140	60.000	300	11,81	0,680	0,456	5,5	0,22	23,1	0,90
13/2WPPA	12,8	0,50	20,8	0,82	690	10.000	2.760	40.000	300	11,81	0,670	0,449	8,5	0,33	26,5	1,04
13/4HPPA	12,8	0,50	22,0	0,87	860	12.500	3.450	50.000	300	11,81	1,000	0,670	7,5	0,30	29,5	1,16
16/4PPA	16,0	0,63	25,5	1,00	690	10.000	2.760	40.000	400	15,75	1,082	0,725	10,5	0,41	32,7	1,28
20/4PPA	18,8	0,74	28,8	1,13	690	10.000	2.760	40.000	500	19,69	1,350	0,907	13,0	0,51	36,9	1,45
20/6PPA	18,8	0,74	32,8	1,29	860	12.500	3.450	50.000	600	23,62	2,170	1,454	13,0	0,51	43,1	1,69
25/4PPA	24,8	0,98	36,3	1,43	520	7.500	2.070	30.000	500	19,69	1,820	1,223	18,0	0,71	42,3	1,66
HT-Series																*Heat-resisting up to max. 150° C (300° F) - with PVDF inner core and outer cover*
5/4HT	5,0	0,20	11,2	0,44	1.035	15.000	4.140	60.000	250	9,84	0,280	0,188	2,5	0,10	15,4	0,60
6/2WHT	6,3	0,25	12,2	0,48	690	10.000	2.760	40.000	150	5,91	0,266	0,178	3,5	0,14	17,1	0,67
6/4HT	6,3	0,25	12,6	0,50	1.035	15.000	4.140	60.000	280	11,02	0,320	0,214	3,5	0,14	17,5	0,68
8/2WHT	8,0	0,31	14,5	0,57	690	10.000	2.760	40.000	250	9,84	0,400	0,268	4,0	0,16	20,7	0,81
8/4HT	8,0	0,31	14,6	0,57	1.035	15.000	4.140	60.000	300	11,81	0,413	0,277	4,5	0,18	20,2	0,79
10/4HT	9,9	0,39	18,4	0,72	1.035	15.000	4.140	60.000	300	11,81	0,695	0,466	5,0	0,20	24,9	0,98
13/4HHT	12,8	0,50	22,0	0,87	860	12.500	3.450	50.000	300	11,81	1,000	0,672	7,5	0,30	29,5	1,16
Hydrogen-Series																*Heat-resisting up to max. 85° C (185° F)*
6mm Hydrogen	6,3	0,25	12,6	0,50	962,5	13.956	3.850	55.825	180	7,09	0,295	0,198	4,5	0,18	16,4	0,65
16mm Hydrogen	15,8	0,62	25,7	1,01	600	8.700	3.000	43.500	300	11,81	1,150	0,773	10,5	0,41	31,8	1,25
KF-Series																*Heat-resisting up to max. 200° C (392° F)*
6/2KF	6,0	0,24	11,0	0,43	500	7.250	2.000	29.000	60	2,36	0,262	0,176	4,0	0,16	13,7	0,54
8/2KF	7,8	0,31	13,3	0,52	475	6.888	1.900	27.550	85	3,35	0,345	0,231	6,0	0,24	15,4	0,61
10/2KF	9,8	0,39	15,5	0,61	475	6.888	1.900	27.550	110	4,33	0,442	0,296	7,5	0,30	19,2	0,76
13/2KF	12,2	0,48	18,6	0,73	450	6.525	1.800	26.100	150	5,91	0,600	0,402	10,0	0,39	22,0	0,87
16/2KF	15,1	0,59	21,4	0,84	400	5.800	1.600	23.200	175	6,89	0,700	0,469	12,5	0,49	25,1	0,99
20/2KF	20,2	0,80	27,6	1,09	300	4.350	1.200	17.400	200	7,87	1,055	0,707	15,0	0,59	31,3	1,23
25/2KF	24,2	0,95	31,7	1,25	275	3.988	1.100	15.950	240	9,45	1,205	0,807	19,0	0,75	36,1	1,42
32/2KF	31,9	0,95	39,3	1,25	250	3.625	1.000	14.500	280	11,02	1,560	1,048	27,0	1,06	46,0	1,81

© Copyright by SPIR STAR® | Revision: 09.12.2021

Data Sheet - Detailed Description
Example 8/6UHP-X

The data sheet is structured as follows:

- areas of use
- technical data
- fittings available for hose type (further information below)
- accessories
- Information / footnote according to hose type and fitting design

Ø ID	Ø OD	Working Pressure	Burst Pressure	Bend Radius	Weight	Insert ID
7,6 mm	19,3 mm	3.035 bar	7.000 bar	300 mm	1,055 kg/m	4,5 mm
0,30 inch	0,76 inch	44.008 psi	101.500 psi	11,81 inch	0,707 lbs/ft	0,18 inch

Inner diameter

Outer diameter

Maximum constant pressure of the hose

Minimum burst pressure

Minimum bend radius

Inner diameter of insert

Part no.	Thread	Material	Nut	Dimensions (mm) A	B	C		Insert
Type M female swivel								
20860644E	3/4"x16UNF	Stainless steel	50840605	4,5	90	-	24	
20860684E	7/8x14UNF	Stainless steel	50860675	4,5	92	-	30	
20860694E	1 1/8"x12UNF	Stainless steel	50860695	4,5	98	-	36	

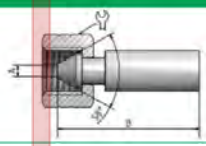

Complementing fittings are shown next to the corresponding part.

Hex size / width across flats of fittings

©copyright by SPIR STAR ® I Revision 03.11.2020

Accessories combinations

Without hose protection				
Description		Bend restrictor	Crimp ring	Securing grips
Bend restrictor		1.9523406B	1004145	-
Securing grip		-	-	9086400
Bend restrictor and securing grip		1.9523406B	1004145	908640L
Hose protection without spiral				
Description	Protection hose	Bend restrictor	Crimp ring	Securing grips
Protection hose	1.902531	-	1003335	-
with bend restrictor	1.903037	1.9523406B	1004145	-
with securing grip	1.902531	-	-	9086400
with bend restrictor and securing grip	1.903037	1.9523406B	1004145	908640L
Hose protection with spiral				
Description	Protection hose	Bend restrictor	Crimp ring	Securing grips
Protection hose	1.912532	-	1003438	-
with bend restrictor	1.913240	1.9523406B	1004145	-
with securing grip	1.913038	-	-	9086400
with bend restrictor and securing grip	1.913240	1.9523406B	1004145	908640L

Accessory combinations are shown on the data sheet with corresponding item numbers.

Please pay particular attention to the footnote on each data sheet.

Production-related variations of the burst pressure of up to 5 % are possible.

The safety factors between the burst pressure and the working pressure as well as the test pressure depend on the operating conditions. For gaseous media the outer cover is to be pinpricked.

Regarding the safety factor for gaseous media please contact your local SPIR STAR® assembling center.

The indicated working pressure refers to the hose only. Depending on the used fitting the permitted working pressure of a hose assembly may be less.

**) Blast-Pro® fittings may only be used for tube cleaning operations inside the tube. They have not been designed for the use outside of tubes.*

We reserve our rights for technical changes without notice. Subject to printing errors.

©copyright by SPIR STAR ® I Revision 03.11.2020

Hose Type 3/2

320093

ID3 - Series: A, X and Q

Applications

Waterblast: Heat exchanger tube cleaning

Hydraulics: Pressure test equipment (valves, tooling and control panels), hydraulic tools (instrumentation packages for gauges, control of service equipment, hydraulic jacks, hydraulic tools)

Technical Information

Inner Core: Polyoxymethylene (POM)

Pressure Support: 2 layers of high-tensile steel wire

Outer Cover: Polyamide (PA)

Color: Yellow

Temperature: -30°C to +70°C [-22°F to 158°F]

Ø ID	Ø OD	Working Pressure --	Working Pressure (SF 2,5:1)	Burst Pressure	Bend Radius	Weight	Insert ID
3,4 mm	6,9 mm	--	1.000 bar	2.500 bar	60 mm	0,072 kg/m	2,0 mm
0,13 inch	0,27 inch	--	14.500 psi	36.250 psi	2,36 inch	0,048 lbs/ft	0,08 inch

Sleeve

Part no.	Thread	Material	Dimensions (mm) A	B	C	
Sleeve						
10320101	-	Steel	8,9	30,15	-	-

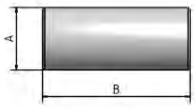

OnePiece Fittings®WS

Part no.	Thread	Material	Hose part	Dimensions (mm) A	B	C	
OnePiece Fittings® with wrench size							
30320401Q	1/16"x27NPTF	Steel	30320402/1Q	8,9	34	7	7
30320101Q	M6x1	Steel	30320102/1Q	8,9	34	8	7

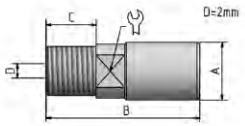

OnePiece Fittings®

Part no.	Thread	Material	Hose part	Dimensions (mm) A	B	C	D
OnePiece Fittings®							
30320401X	1/16"x27NPTF	Steel	30320402/1X	2	28	7	8,9

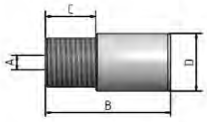

Insert

Part no.	Thread	Material	Nut	Dimensions (mm) A	B	C	
Male fitting flat seal							
30320102A	M5x0,8	Steel		2	51,5	8	6
30320202A	M7x1	Steel		2	54	10	7

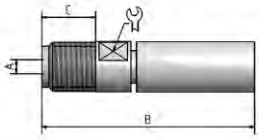

© Copyright by SPIR STAR® | Revision 08.11.2023

Insert

Part no.	Thread	Material	Nut	Dimensions (mm) A	B	C	
Universal female swivel 24°/60°							
20320302A	G1/4"	Steel	50540301, 50540305	2	47	-	19

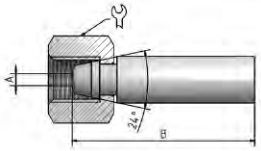

Swivel nut

Part no.	Thread	Material	Relief bores	Dimensions (mm) A	B	C	
Swivel nut							
50540301	G1/4"	Steel	1 radial	9,2	16,5	8,5	19
50540305	G1/4"	AISI 316	1 radial	9,2	16,5	8,5	19

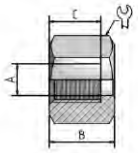

Tube cleaning accessories

Part no.	Thread	Material		Dimensions (mm) A	B	C	
Stop sleeve							
1.84103201A	-	Steel	-	9,2	30	-	-
1.84303201Q	-	Steel	-	8,9	25	-	-

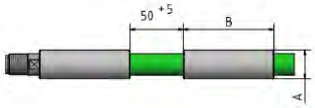

Marking ring							
1.851012.5	-	AISI 316	-	8,9	10	-	-

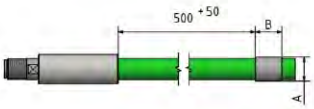

Production related variations of the burst pressure of up to 5 % are possible. Other colors upon request.

The safety factors between the burst pressure and the working pressure as well as the test pressure depend on the operating conditions. For gaseous media the outer cover is to be pinpricked.

Regarding the safety factor for gaseous media please contact your local SPIR STAR® assembling center.

The indicated working pressure refers to the hose only. Depending on the used fitting the permitted working pressure of a hose assembly may be less.

**) Blast-Pro® fittings may only be used for tube cleaning operations inside the tube. They have not been designed for the use outside of tubes.*

We reserve our rights for technical changes without notice. Subject to printing errors.

© Copyright by SPIR STAR® | Revision 08.11.2023

Hose Type 3/2-1100

32000.1100

ID3 - Series: A, X and Q

Applications

Waterblast: Heat exchanger tube cleaning

Hydraulics: Pressure test equipment (valves, tooling and control panels), hydraulic tools (instrumentation packages for gauges, control of service equipment, hydraulic jacks, hydraulic tools)

Technical Information

Inner Core: Polyoxymethylene (POM)

Pressure Support: 2 layers of high-tensile steel wire

Outer Cover: Polyamide (PA)

Color: Green

Temperature: -30°C to +70°C [-22°F to 158°F]

Ø ID	Ø OD	Working Pressure --	Working Pressure (SF 2,5:1)	Burst Pressure	Bend Radius	Weight	Insert ID
3,4 mm	7,0 mm	--	1.100 bar	2.750 bar	60 mm	0,072 kg/m	2,0 mm
0,13 inch	0,28 inch	--	15.950 psi	39.875 psi	2,36 inch	0,048 lbs/ft	0,08 inch

Sleeve

Part no.	Thread	Material	Dimensions (mm) A	B	C	
Sleeve						
10320101	-	Steel	8,9	30,15	-	-

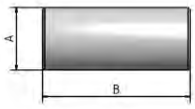

OnePiece Fittings®WS

Part no.	Thread	Material	Hose part	Dimensions (mm) A	B	C	
OnePiece Fittings® with wrench size							
30320401Q	1/16"x27NPTF	Steel	30320402/1Q	8,9	34	7	7
30320101Q	M6x1	Steel	30320102/1Q	8,9	34	8	7

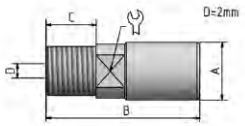

OnePiece Fittings®

Part no.	Thread	Material	Hose part	Dimensions (mm) A	B	C	D
OnePiece Fittings®							
30320401X	1/16"x27NPTF	Steel	30320402/1X	2	28	7	8,9

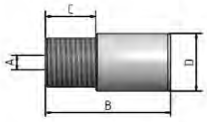

Insert

Part no.	Thread	Material	Nut	Dimensions (mm) A	B	C	
Male fitting flat seal							
30320102A	M5x0,8	Steel		2	51,5	8	6
30320202A	M7x1	Steel		2	54	10	7

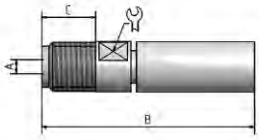

© Copyright by SPIR STAR® | Revision 23.10.2020

Insert

Part no.	Thread	Material	Nut	Dimensions (mm) A	B	C	
Universal female swivel 24°/60°							
20320302A	G1/4"	Steel	50540301, 50540305	2	47	-	19

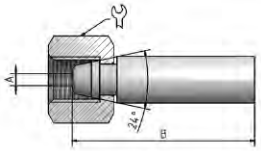

Swivel nut

Part no.	Thread	Material	Relief bores	Dimensions (mm) A	B	C	
Swivel nut							
50540301	G1/4"	Steel	1 radial	9,2	16,5	8,5	19
50540305	G1/4"	AISI 316	1 radial	9,2	16,5	8,5	19

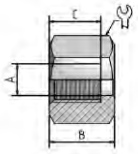

Tube cleaning accessories

Part no.	Thread	Material		Dimensions (mm) A	B	C	
Stop sleeve							
1.84103201A	-	Steel	-	9,2	30	-	-
1.84303201Q	-	Steel	-	8,9	25	-	-

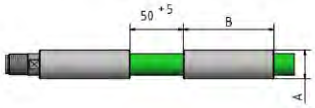

Marking ring							
1.851012.5	-	AISI 316	-	9	10	-	-

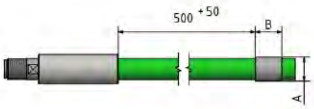

Production related variations of the burst pressure of up to 5 % are possible. Other colors upon request.

The safety factors between the burst pressure and the working pressure as well as the test pressure depend on the operating conditions. For gaseous media the outer cover is to be pinpricked.

Regarding the safety factor for gaseous media please contact your local SPIR STAR® assembling center.

The indicated working pressure refers to the hose only. Depending on the used fitting the permitted working pressure of a hose assembly may be less.

**) Blast-Pro® fittings may only be used for tube cleaning operations inside the tube. They have not been designed for the use outside of tubes.*

We reserve our rights for technical changes without notice. Subject to printing errors.

© Copyright by SPIR STAR® | Revision 23.10.2020

Hose Type 3/4

34001

ID3 - Series: B

Applications

Waterblast: Heat exchanger tube cleaning, ultra high-pressure waterjet cutting and hydro demolition (cutting and demolition of armoured concrete, pipelines, paper or steel)

Hydraulics: Pressure test equipment (valves, tooling and control panels), hydraulic tools (instrumentation packages for gauges, control of service equipment, hydraulic jacks, hydraulic tools)

Technical Information

Inner Core: Polyoxymethylene (POM)

Pressure Support: 4 layers of high-tensile steel wire

Outer Cover: Polyamide (PA)

Color: Blue

Temperature: -30°C to +70°C [-22°F to 158°F]

Ø ID	Ø OD	Working Pressure --	Working Pressure (SF 2,5:1)	Burst Pressure	Bend Radius	Weight	Insert ID
3,4 mm	8,0 mm	--	2.000 bar	5.000 bar	110 mm	0,135 kg/m	2,0 mm
0,13 inch	0,31 inch	--	29.000 psi	72.500 psi	4,33 inch	0,090 lbs/ft	0,08 inch

Sleeve

Part no.	Thread	Material	Dimensions (mm) A	B	C	
Sleeve						
10340102	-	Steel	12,1	43	-	-

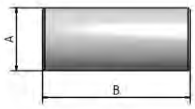

Insert

Part no.	Thread	Material	Nut	Dimensions (mm) A	B	C	
HP fitting							
40340202B	1/4"x28UNF LH	Steel	-	2	79,5	14	-
40340224B	3/8"x24UNF LH	Stainless steel	-	2	84	20	-
Universal female swivel 24°/60°							
20340112B	M12x1,5	Steel	50340111	2	57	-	17

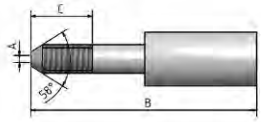

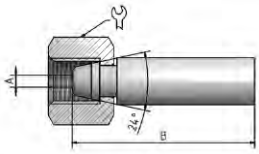

© Copyright by SPIR STAR® | Revision 08.11.2023

Insert

Part no.	Thread	Material	Nut	Dimensions (mm) A	B	C	
Type M female swivel							
20340602B	9/16"x18UNF	Steel	50540601, 50540605	2	59	-	19

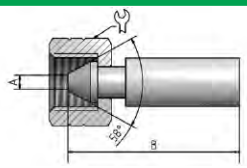

Swivel nut

Part no.	Thread	Material	Relief bores	Dimensions (mm) A	B	C	
Swivel nut							
50540601	9/16"x18UNF	Steel	1 radial	9,2	18	14	19
50340111	M12x1.5M12x1,5	Steel	1 radial	8,2	16	9	17
50540605	9/16"x18UNF	AISI 316	1 radial	9,2	18	14	19

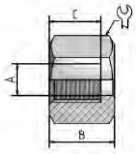

Tube cleaning accessories

Part no.	Thread	Material		Dimensions (mm) A	B	C	
Stop sleeve							
1.84103401B	-	Steel	-	12,1	44	-	-

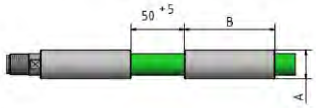

Marking ring							
1.851012.5	-	AISI 316	-	10	10	-	-

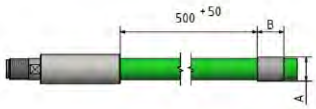

Production related variations of the burst pressure of up to 5 % are possible. Other colors upon request.

The safety factors between the burst pressure and the working pressure as well as the test pressure depend on the operating conditions. For gaseous media the outer cover is to be pinpricked.

Regarding the safety factor for gaseous media please contact your local SPIR STAR® assembling center.

The indicated working pressure refers to the hose only. Depending on the used fitting the permitted working pressure of a hose assembly may be less.

**) Blast-Pro® fittings may only be used for tube cleaning operations inside the tube. They have not been designed for the use outside of tubes.*

We reserve our rights for technical changes without notice. Subject to printing errors.

© Copyright by SPIR STAR® | Revision 08.11.2023

Hose Type 3/4-2100

34008.2100

ID3 - Series: B

Applications

Waterblast: Heat exchanger tube cleaning, ultra high-pressure waterjet cutting and hydro demolition (cutting and demolition of armoured concrete, pipelines, paper or steel)

Hydraulics: Pressure test equipment (valves, tooling and control panels), hydraulic tools (instrumentation packages for gauges, control of service equipment, hydraulic jacks, hydraulic tools)

Technical Information

Inner Core: Polyoxymethylene (POM)

Pressure Support: 4 layers of high-tensile steel wire

Outer Cover: Polyamide (PA)

Color: Silver

Temperature: -30°C to +70°C [-22°F to 158°F]

Ø ID	Ø OD	Working Pressure --	Working Pressure (SF 2,5:1)	Burst Pressure	Bend Radius	Weight	Insert ID
3,4 mm	8,1 mm	--	2.100 bar	5.250 bar	110 mm	0,135 kg/m	2,0 mm
0,13 inch	0,32 inch	--	30.450 psi	76.215 psi	4,33 inch	0,090 lbs/ft	0,08 inch

Sleeve

Part no.	Thread	Material	Dimensions (mm) A	B	C	
Sleeve						
10340102	-	Steel	12,1	43	-	-

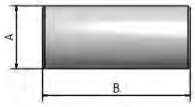

Insert

Part no.	Thread	Material	Nut	Dimensions (mm) A	B	C	
HP fitting							
40340202B	1/4"x28UNF LH	Steel	-	2	79,5	14	-
40340224B	3/8"x24UNF LH	Stainless steel	-	2	84	20	-
Universal female swivel 24°/60°							
20340112B	M12x1,5	Steel	50340111	2	57	-	17

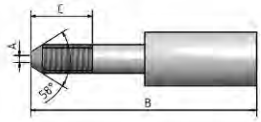

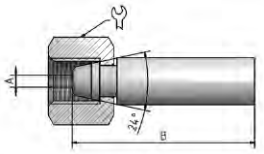

© Copyright by SPIR STAR® | Revision 21.10.2020

Insert

Part no.	Thread	Material	Nut	Dimensions (mm) A	B	C	
Type M female swivel							
20340602B	9/16"x18UNF	Steel	50540601, 50540605	2	59	-	19

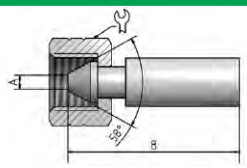

Swivel nut

Part no.	Thread	Material	Relief bores	Dimensions (mm) A	B	C	
Swivel nut							
50540601	9/16"x18UNF	Steel	1 radial	9,2	18	14	19
50340111	M12x1.5M12x1,5	Steel	1 radial	8,2	16	9	17
50540605	9/16"x18UNF	AISI 316	1 radial	9,2	18	14	19

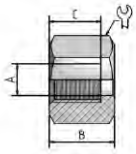

Tube cleaning accessories

Part no.	Thread	Material		Dimensions (mm) A	B	C	
Stop sleeve							
1.84103401B	-	Steel	-	12,1	44	-	-

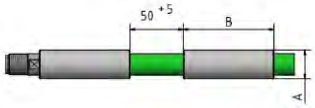

Marking ring							
1.851012.5	-	AISI 316	-	10,1	10	-	-

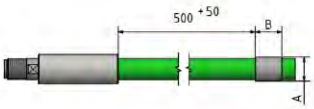

Production related variations of the burst pressure of up to 5 % are possible. Other colors upon request.

The safety factors between the burst pressure and the working pressure as well as the test pressure depend on the operating conditions. For gaseous media the outer cover is to be pinpricked.

Regarding the safety factor for gaseous media please contact your local SPIR STAR® assembling center.

The indicated working pressure refers to the hose only. Depending on the used fitting the permitted working pressure of a hose assembly may be less.

**) Blast-Pro® fittings may only be used for tube cleaning operations inside the tube. They have not been designed for the use outside of tubes.*

We reserve our rights for technical changes without notice. Subject to printing errors.

© Copyright by SPIR STAR® | Revision 21.10.2020

Hose Type 3/6

36001

ID3 - Series: C

Applications

Waterblast: Heat exchanger tube cleaning, ultra high-pressure waterjet cutting and hydro demolition (cutting and demolition of armoured concrete, pipelines, paper or steel)

Hydraulics: Pressure test equipment (valves, tooling and control panels), hydraulic tools (instrumentation packages for gauges, control of service equipment, hydraulic jacks, hydraulic tools)

Technical Information

Inner Core: Polyoxymethylene (POM)

Pressure Support: 6 layers of high-tensile steel wire

Outer Cover: Polyamide (PA)

Color: Blue

Temperature: -30°C to +60°C [-22°F to 140°F]

Ø ID	Ø OD	Working Pressure --	Working Pressure (SF 2,5:1)	Burst Pressure	Bend Radius	Weight	Insert ID
3,0 mm	9,1 mm	--	2.800 bar	7.000 bar	150 mm	0,222 kg/m	1,8 mm
0,12 inch	0,36 inch	--	40.600 psi	101.500 psi	5,91 inch	0,149 lbs/ft	0,07 inch

Sleeve

Part no.	Thread	Material	Dimensions (mm) A	B	C	
Sleeve						
10360102	-	Steel	15,3	32,5	-	-

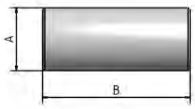

Insert

Part no.	Thread	Material	Nut	Dimensions (mm) A	B	C	
HP fitting							
40360204C	1/4"x28UNF LH	Stainless steel	-	2,1	68	14,3	-
40360224C	3/8"x24UNF LH	Stainless steel	-	1,8	76	20	-

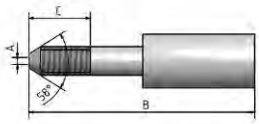

© Copyright by SPIR STAR® | Revision 19.10.2020

Tube cleaning accessories

Part no.	Thread	Material		Dimensions (mm) A	B	C		
Stop sleeve								
1.84103601C	-	Steel	-	15,3	33	-	-	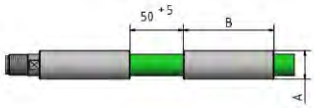
Marking ring								
1.851215.5	-	AISI 316	-	12,1	10	-	-	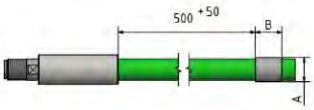

Production related variations of the burst pressure of up to 5 % are possible. Other colors upon request.

The safety factors between the burst pressure and the working pressure as well as the test pressure depend on the operating conditions. For gaseous media the outer cover is to be pinpricked.

Regarding the safety factor for gaseous media please contact your local SPIR STAR® assembling center.

The indicated working pressure refers to the hose only. Depending on the used fitting the permitted working pressure of a hose assembly may be less.

**) Blast-Pro® fittings may only be used for tube cleaning operations inside the tube. They have not been designed for the use outside of tubes.*

We reserve our rights for technical changes without notice. Subject to printing errors.

© Copyright by SPIR STAR® | Revision 19.10.2020

Hose Type 4/2

42070

DuraLife Flex ®

ID4 - Series: A, X and Q

Applications

Waterblast: Heat exchanger tube cleaning

Hydraulics: Pressure test equipment (valves, tooling and control panels), hydraulic tools (instrumentation packages for gauges, control of service equipment, hydraulic jacks, hydraulic tools)

Technical Information

Inner Core: Polyoxymethylene (POM)

Pressure Support: 2 layers of high-tensile steel wire

Outer Cover: Polyamide (PA)

Color: Green

Temperature: -30°C to +70°C [-22°F to 158°F]

Ø ID	Ø OD	Working Pressure --	Working Pressure (SF 2,5:1)	Burst Pressure	Bend Radius	Weight	Insert ID
4,0 mm	8,0 mm	--	1.200 bar	3.000 bar	75 mm	0,110 kg/m	2,5 mm
0,16 inch	0,31 inch	--	17.400 psi	43.500 psi	2,95 inch	0,074 lbs/ft	0,10 inch

Sleeve

Part no.	Thread	Material	Dimensions (mm) A	B	C	
Sleeve						
10420102	-	Steel	10	34	-	-
10420105	-	AISI 316	10	34	-	-

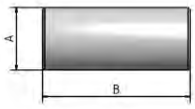

OnePiece Fittings®WS

Part no.	Thread	Material	Hose part	Dimensions (mm) A	B	C	
OnePiece Fittings® with wrench size							
30420451Q	1/16"x27NPTF	Steel	30420452/1Q	9,9	34	7	7
30420461Q	1/8"x27NPTF	Steel	30420462/1Q	9,9	37	10	8
30420601Q	5/16"x24UNF	Steel	30420452/1Q	9,9	34	7	7

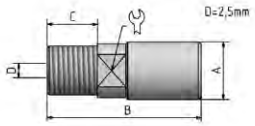

OnePiece Fittings®

Part no.	Thread	Material	Hose part	Dimensions (mm) A	B	C	D
OnePiece Fittings®							
30420601X	5/16"x24UNF	Steel	30420452/1X	2,5	28	7	9,9

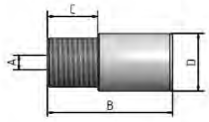

© Copyright by SPIR STAR® | Revision 19.10.2020

Part no.	Thread	Material	Nut	Dimensions (mm) A	B	C		Insert
HP fitting								
40420205A	1/4"x28UNF LH	AISI 316	-	2,5	69	14,3	-	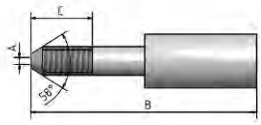
Male fitting								
30420412A	1/16"x27NPTF	Steel	-	2,5	51	10	7	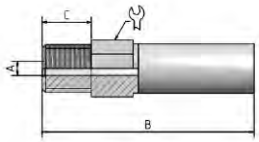
30420542A	1/8"x27NPTF	Steel	-	2,5	53	10	8	
30420422A	1/4"x18NPTF	Steel	-	2,5	58	15,2	11	
30420302A	G1/8"	Steel	-	2,5	53	12	9	
30420322A	G1/4"	Steel	-	2,5	55	12	11	
30420042A	M7x1	Steel	-	2,5	54	10	9	
30420052A	M8x1,25	Steel	-	2,5	54	10	9	
30420002A	M10X1	Steel	-	2,5	55	12	8	
Male fitting 100° external cone								
30420362A	G1/4"	Steel	-	2,5	60	18	17	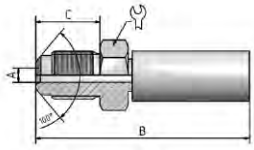
Male fitting for USIT® Ring								
30420352A	G1/4"	Steel	-	2,5	54,5	11	22	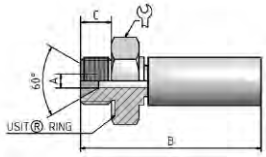
Male fitting flat seal								
30420382A	G1/8"	Steel	-	2,5	56	13	9	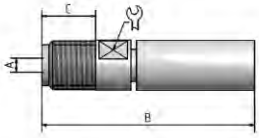
30420082A	M7	Steel	-	2,5	53	10	7	
Type M female swivel								
20420642A	9/16"x18UNF	Steel	50540601	2,5	48,5	-	19	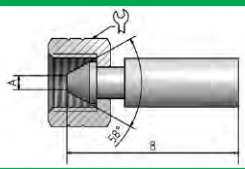
Universal female swivel 24°/60°								
20430302A	G1/4"	Steel	50540301, 50540305	2,5	48	-	19	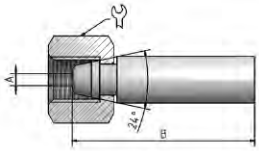

© Copyright by SPIR STAR® | Revision 19.10.2020

Insert

Part no.	Thread	Material	Nut	Dimensions (mm) A	B	C	
Female swivel with O-Ring							
20420042A	M24x1,5	Steel	51321206	2,5	66	-	32

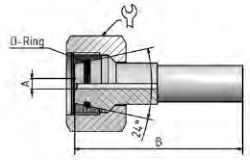

Swivel nut

Part no.	Thread	Material	Relief bores	Dimensions (mm) A	B	C	
Swivel nut							
50540601	9/16"x18UNF	Steel	1 radial	9,2	18	14	19
50540301	G1/4"	Steel	1 radial	9,2	16,5	8,5	19
50540305	G1/4"	AISI 316	1 radial	9,2	16,5	8,5	19
51321206	M24x1,5	Steel	2 axial	16,8	23	16	32
51320205	M24x1,5	AISI 316	1 radial	16,8	23	16	32

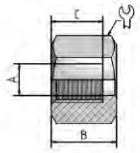

Tube cleaning accessories

Part no.	Thread	Material		Dimensions (mm) A	B	C	
Stop sleeve							
1.84104201A	-	Steel	-	10,1	34	-	-
1.84304201Q	-	Steel	-	9,9	25	-	-

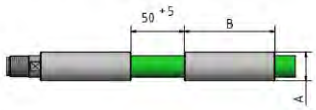

Marking ring							
1.851012.5	-	AISI 316	-	10	10	-	-

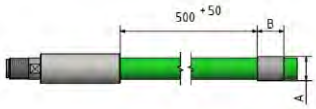

Production related variations of the burst pressure of up to 5 % are possible. Other colors upon request.

The safety factors between the burst pressure and the working pressure as well as the test pressure depend on the operating conditions. For gaseous media the outer cover is to be pinpricked.

Regarding the safety factor for gaseous media please contact your local SPIR STAR® assembling center.

The indicated working pressure refers to the hose only. Depending on the used fitting the permitted working pressure of a hose assembly may be less.

**) Blast-Pro® fittings may only be used for tube cleaning operations inside the tube. They have not been designed for the use outside of tubes.*

We reserve our rights for technical changes without notice. Subject to printing errors.

© Copyright by SPIR STAR® | Revision 19.10.2020

Hose Type 4/2H-1400

42H071.1400

DuraLife Flex ®

ID4 - Series: A, X and Q

Applications

Waterblast: Heat exchanger tube cleaning

Hydraulics: Pressure test equipment (valves, tooling and control panels), hydraulic tools (instrumentation packages for gauges, control of service equipment, hydraulic jacks, hydraulic tools)

Technical Information

Inner Core: Polyoxymethylene (POM)

Pressure Support: 2 layers of high-tensile steel wire

Outer Cover: Polyamide (PA)

Color: Blue

Temperature: -30°C to +70°C [-22°F to 158°F]

Ø ID	Ø OD	Working Pressure --	Working Pressure (SF 2,5:1)	Burst Pressure	Bend Radius	Weight	Insert ID
4,0 mm	8,1 mm	--	1.400 bar	3.500 bar	75 mm	0,112 kg/m	2,5 mm
0,16 inch	0,32 inch	--	20.300 psi	50.750 psi	2,95 inch	0,075 lbs/ft	0,10 inch

Sleeve

Part no.	Thread	Material	Dimensions (mm) A	B	C	
Sleeve						
10420102	-	Steel	10	34	-	-
10420105	-	AISI 316	10	34	-	-

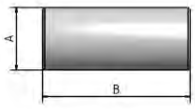

OnePiece Fittings®WS

Part no.	Thread	Material	Hose part	Dimensions (mm) A	B	C	
OnePiece Fittings® with wrench size							
30420451Q	1/16"x27NPTF	Steel	30420452/1Q	9,9	34	7	7
30420461Q	1/8"x27NPTF	Steel	30420462/1Q	9,9	37	10	8
30420601Q	5/16"x24UNF	Steel	30420452/1Q	9,9	34	7	7

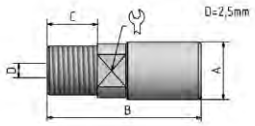

OnePiece Fittings®

Part no.	Thread	Material	Hose part	Dimensions (mm) A	B	C	D
OnePiece Fittings®							
30420601X	5/16"x24UNF	Steel	30420452/1X	2,5	28	7	9,9

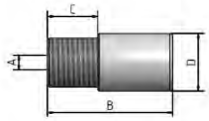

© Copyright by SPIR STAR® | Revision 13.12.2022

Part no.	Thread	Material	Nut	Dimensions (mm) A	B	C		Insert
HP fitting								
40420205A	1/4"x28UNF LH	AISI 316	-	2,5	69	14,3	-	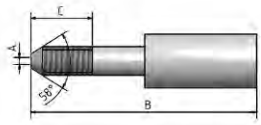
Male fitting								
30420412A	1/16"x27NPTF	Steel	-	2,5	51	10	7	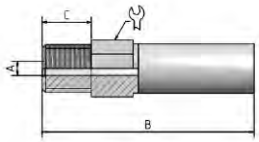
30420542A	1/8"x27NPTF	Steel	-	2,5	53	10	8	
30420422A	1/4"x18NPTF	Steel	-	2,5	58	15,2	11	
30420302A	G1/8"	Steel	-	2,5	53	12	9	
30420322A	G1/4"	Steel	-	2,5	55	12	11	
30420042A	M7x1	Steel	-	2,5	54	10	9	
30420052A	M8x1,25	Steel	-	2,5	54	10	9	
30420002A	M10X1	Steel	-	2,5	55	12	8	
Male fitting 100° external cone								
30420362A	G1/4"	Steel	-	2,5	60	18	17	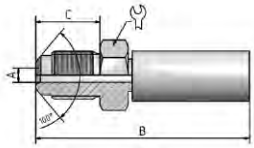
Male fitting for USIT® Ring								
30420352A	G1/4"	Steel	-	2,5	54,5	11	22	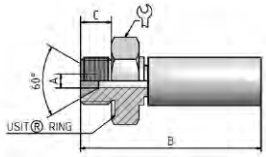
Male fitting flat seal								
30420382A	G1/8"	Steel	-	2,5	56	13	9	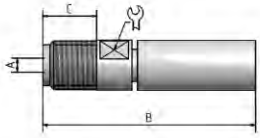
30420082A	M7	Steel	-	2,5	53	10	7	
Type M female swivel								
20420642A	9/16"x18UNF	Steel	50540601	2,5	48,5	-	19	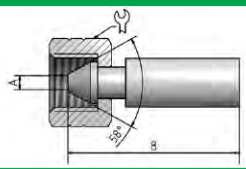
Universal female swivel 24°/60°								
20430302A	G1/4"	Steel	50540301, 50540305	2,5	48	-	19	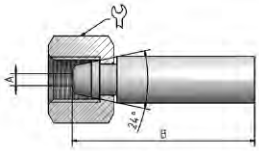

© Copyright by SPIR STAR® | Revision 13.12.2022

Insert

Part no.	Thread	Material	Nut	Dimensions (mm) A	B	C	
Female swivel with O-Ring							
20420042A	M24x1,5	Steel	51321206	2,5	66	-	32

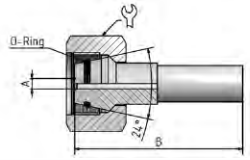

Swivel nut

Part no.	Thread	Material	Relief bores	Dimensions (mm) A	B	C	
Swivel nut							
50540601	9/16"x18UNF	Steel	1 radial	9,2	18	14	19
50540301	G1/4"	Steel	1 radial	9,2	16,5	8,5	19
50540305	G1/4"	AISI 316	1 radial	9,2	16,5	8,5	19
51321206	M24x1,5	Steel	2 axial	16,8	23	16	32
51320205	M24x1,5	AISI 316	1 radial	16,8	23	16	32

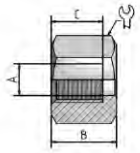

Tube cleaning accessories

Part no.	Thread	Material		Dimensions (mm) A	B	C	
Stop sleeve							
1.84104201A	-	Steel	-	10,1	34	-	-
1.84304201Q	-	Steel	-	9,9	25	-	-

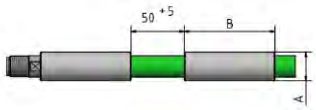

Marking ring							
1.851012.5	-	AISI 316	-	10,1	10	-	-

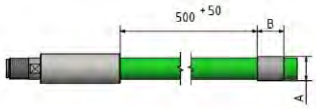

Production related variations of the burst pressure of up to 5 % are possible. Other colors upon request.

The safety factors between the burst pressure and the working pressure as well as the test pressure depend on the operating conditions. For gaseous media the outer cover is to be pinpricked.

Regarding the safety factor for gaseous media please contact your local SPIR STAR® assembling center.

The indicated working pressure refers to the hose only. Depending on the used fitting the permitted working pressure of a hose assembly may be less.

**) Blast-Pro® fittings may only be used for tube cleaning operations inside the tube. They have not been designed for the use outside of tubes.*

We reserve our rights for technical changes without notice. Subject to printing errors.

© Copyright by SPIR STAR® | Revision 13.12.2022

Hose Type 4/2K

42K222

ID4 - Series: A

Applications

Hydraulics: Pressure test equipment (valves, tooling and control panels), hydraulic tools (instrumentation packages for gauges, control of service equipment, hydraulic jacks, hydraulic tools)

Technical Information

Inner Core: Polyamide (PA)

Pressure Support: 2 layers of high-tensile steel wire
1 braided layer of steel wire

Outer Cover: Polyurethane (TPU)

Color: Black

Temperature: -30°C to +60°C [-22°F to 140°F]

Ø ID	Ø OD	Working Pressure --	Working Pressure (SF 2,5:1)	Burst Pressure	Bend Radius	Weight	Insert ID
4,0 mm	9,8 mm	--	1.200 bar	3.000 bar	65 mm	0,185 kg/m	2,5 mm
0,16 inch	0,39 inch	--	17.400 psi	43.500 psi	2,56 inch	0,124 lbs/ft	0,10 inch

Sleeve

Part no.	Thread	Material	Dimensions (mm) A	B	C	
Sleeve						
10430101	-	Steel	13,1	33,2	-	-
10430105	-	AISI 316	13,1	32,7	-	-

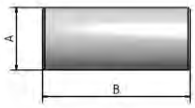

Insert

Part no.	Thread	Material	Nut	Dimensions (mm) A	B	C	
HP fitting							
40420205A	1/4"x28UNF LH	AISI 316	-	2,5	69	14,3	-
Male fitting							
30420412A	1/16"x27NPTF	Steel	-	2,5	51	10	7
30420542A	1/8"x27NPTF	Steel	-	2,5	53	10	8
30420422A	1/4"x18NPTF	Steel	-	2,5	58	15,2	11
30420302A	G1/8"	Steel	-	2,5	53	12	9
30420322A	G1/4"	Steel	-	2,5	55	12	11
30420042A	M7x1	Steel	-	2,5	54	10	9
30420052A	M8x1,25	Steel	-	2,5	54	10	9
30420002A	M10X1	Steel	-	2,5	55	12	8

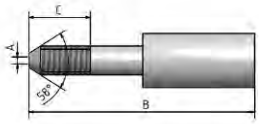

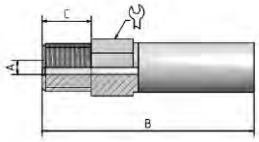

© Copyright by SPIR STAR® | Revision 29.07.2016

Insert

Part no.	Thread	Material	Nut	Dimensions (mm) A	B	C	
Male fitting 100° external cone							
30420362A	G1/4"	Steel	-	2,5	60	18	17
Male fitting for USIT® Ring							
30420352A	G1/4"	Steel	-	2,5	54,5	11	22
Male fitting flat seal							
30420382A	G1/8"	Steel	-	2,5	56	13	9
30420082A	M7	Steel	-	2,5	53	10	7
Universal female swivel 24°/60°							
20430302A	G1/4"	Steel	50540301, 50540305	2,5	48	-	19
Female swivel with O-Ring							
20420042A	M24x1,5	Steel	51321206	2,5	66	-	32
Type M female swivel							
20420642A	9/16"x18UNF	Steel	50540601	2,5	48,5	-	19

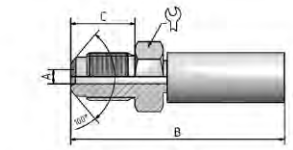

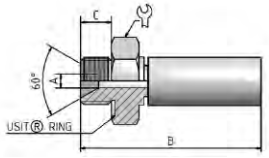

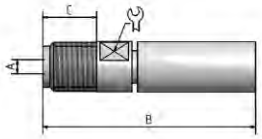

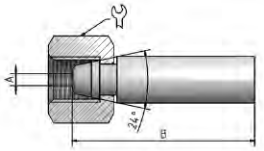

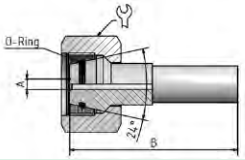

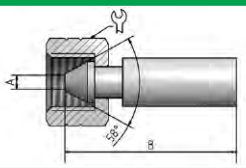

Swivel nut

Part no.	Thread	Material	Relief bores	Dimensions (mm) A	B	C	
Swivel nut							
50540601	9/16"x18UNF	Steel	1 radial	9,2	18	14	19
50540301	G1/4"	Steel	1 radial	9,2	16,5	8,5	19
50540305	G1/4"	AISI 316	1 radial	9,2	16,5	8,5	19
51321206	M24x1,5	Steel	2 axial	16,8	23	16	32
51320205	M24x1,5	AISI 316	1 radial	16,8	23	16	32

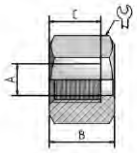

Production related variations of the burst pressure of up to 5 % are possible. Other colors upon request.

The safety factors between the burst pressure and the working pressure as well as the test pressure depend on the operating conditions. For gaseous media the outer cover is to be pinpricked.

Regarding the safety factor for gaseous media please contact your local SPIR STAR® assembling center.

The indicated working pressure refers to the hose only. Depending on the used fitting the permitted working pressure of a hose assembly may be less.

**) Blast-Pro® fittings may only be used for tube cleaning operations inside the tube. They have not been designed for the use outside of tubes.*

We reserve our rights for technical changes without notice. Subject to printing errors.

© Copyright by SPIR STAR® | Revision 29.07.2016

Hose Type 4/2W

42W222

ID4 - Series: A

Applications

Hydraulics: Pressure test equipment (valves, tooling and control panels), hydraulic tools (instrumentation packages for gauges, control of service equipment, hydraulic jacks, hydraulic tools)

Technical Information

Inner Core: Polyamide (PA)

Pressure Support: 2 open layers, 2 dense layers of high-tensile steel wire

Outer Cover: Polyurethane (TPU)

Color: Black

Temperature: -30°C to +60°C [-22°F to 140°F]

Ø ID	Ø OD	Working Pressure --	Working Pressure (SF 2,5:1)	Burst Pressure	Bend Radius	Weight	Insert ID
4,0 mm	9,8 mm	--	1.400 bar	3.500 bar	65 mm	0,160 kg/m	2,5 mm
0,16 inch	0,39 inch	--	20.300 psi	50.750 psi	2,56 inch	0,107 lbs/ft	0,10 inch

Sleeve

Part no.	Thread	Material	Dimensions (mm) A	B	C	
Sleeve						
10430101	-	Steel	13,1	33,2	-	-
10430105	-	AISI 316	13,1	32,7	-	-

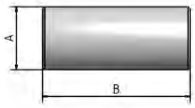

Insert

Part no.	Thread	Material	Nut	Dimensions (mm) A	B	C	
HP fitting							
40420205A	1/4"x28UNF LH	AISI 316	-	2,5	69	14,3	-
Male fitting							
30420412A	1/16"x27NPTF	Steel	-	2,5	51	10	7
30420542A	1/8"x27NPTF	Steel	-	2,5	53	10	8
30420422A	1/4"x18NPTF	Steel	-	2,5	58	15,2	11
30420302A	G1/8"	Steel	-	2,5	53	12	9
30420322A	G1/4"	Steel	-	2,5	55	12	11
30420042A	M7x1	Steel	-	2,5	54	10	9
30420052A	M8x1,25	Steel	-	2,5	54	10	9
30420002A	M10X1	Steel	-	2,5	55	12	8
Male fitting 100° external cone							
30420362A	G1/4"	Steel	-	2,5	60	18	17

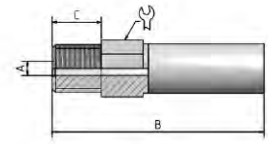

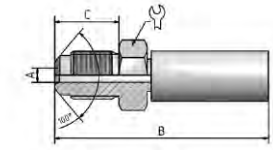

© Copyright by SPIR STAR® | Revision 11.11.2020

Insert

Part no.	Thread	Material	Nut	Dimensions (mm) A	B	C	
Male fitting for USIT® Ring							
30420352A	G1/4"	Steel	-	2,5	54,5	11	22
Male fitting flat seal							
30420382A	G1/8"	Steel	-	2,5	56	13	9
30420082A	M7	Steel	-	2,5	53	10	7
Universal female swivel 24°/60°							
20430302A	G1/4"	Steel	50540301, 50540305	2,5	48	-	19
Female swivel with O-Ring							
20420042A	M24x1,5	Steel	51321206	2,5	66	-	32
Type M female swivel							
20420642A	9/16"x18UNF	Steel	50540601	2,5	48,5	-	19

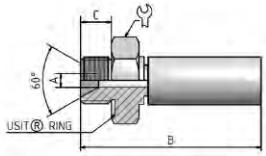

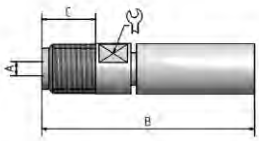

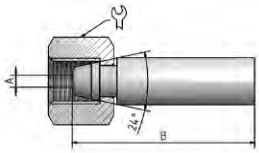

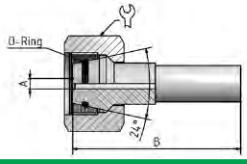

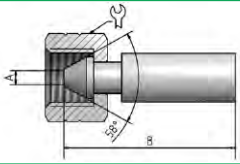

Swivel nut

Part no.	Thread	Material	Relief bores	Dimensions (mm) A	B	C	
Swivel nut							
50540601	9/16"x18UNF	Steel	1 radial	9,2	18	14	19
50540301	G1/4"	Steel	1 radial	9,2	16,5	8,5	19
50540305	G1/4"	AISI 316	1 radial	9,2	16,5	8,5	19
51321206	M24x1,5	Steel	2 axial	16,8	23	16	32
51320205	M24x1,5	AISI 316	1 radial	16,8	23	16	32

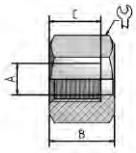

Production related variations of the burst pressure of up to 5 % are possible. Other colors upon request.

The safety factors between the burst pressure and the working pressure as well as the test pressure depend on the operating conditions. For gaseous media the outer cover is to be pinpricked.

Regarding the safety factor for gaseous media please contact your local SPIR STAR® assembling center.

The indicated working pressure refers to the hose only. Depending on the used fitting the permitted working pressure of a hose assembly may be less.

**) Blast-Pro® fittings may only be used for tube cleaning operations inside the tube. They have not been designed for the use outside of tubes.*

We reserve our rights for technical changes without notice. Subject to printing errors.

© Copyright by SPIR STAR® | Revision 11.11.2020

Hose Type 4/4

44008

ID4 - Series: B and C

Applications

Waterblast: Heat exchanger tube cleaning

Hydraulics: Pressure test equipment (valves, tooling and control panels), hydraulic tools (instrumentation packages for gauges, control of service equipment, hydraulic jacks, hydraulic tools)

Technical Information

Inner Core: Polyoxymethylene (POM)

Pressure Support: 4 layers of high-tensile steel wire

Outer Cover: Polyamide (PA)

Color: Silver

Temperature: -30°C to +70°C [-22°F to 158°F]

Ø ID	Ø OD	Working Pressure --	Working Pressure (SF 2,5:1)	Burst Pressure	Bend Radius	Weight	Insert ID
4,0 mm	10,3 mm	--	2.200 bar	5.500 bar	130 mm	0,234 kg/m	1,8 mm
0,16 inch	0,41 inch	--	31.900 psi	79.750 psi	5,12 inch	0,157 lbs/ft	0,07 inch

Sleeve

Part no.	Thread	Material	Dimensions (mm) A	B	C	
Sleeve						
10440102	-	Steel	14,7	49	-	-
10440105	-	AISI 316	14,7	49	-	-
Blast-Pro® sleeve						
10440232YB	-	Steel	11,5	22		

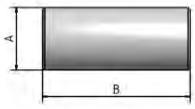

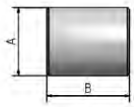

Insert

Part no.	Thread	Material	Nut	Dimensions (mm) A	B	C	
HP fitting							
40460204C	1/4"x28UNF LH	Stainless steel	-	2,5	82	14,3	-
40460224C	3/8"x24UNF LH	Stainless steel	-	3,2	90	19,1	-
40460234C	9/16"x18UNF LH	Stainless steel	-	1,8	104	24	-

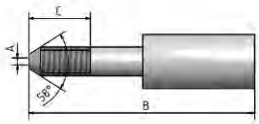

Blast-Pro® Insert*

Part no.	Thread	Material	Sleeve	Dimensions (mm) A	B	C	
Blast-Pro® HP fitting							
40440214YB	1/4"x28UNF LH	Stainless steel	10440232YB	1,8	41	16	
40440224YB	1/4"x28UNF	Stainless steel	10440232YB	1,8	41	16	9

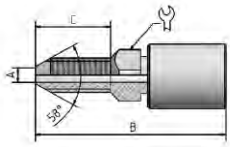

© Copyright by SPIR STAR® | Revision 14.10.2021

Insert

Part no.	Thread	Material	Nut	Dimensions (mm) A	B	C	
Male fitting 60° internal cone							
30440302B	G1/8"	Steel	-	1,8	70,5	12	9
Universal female swivel 24°/60°							
20440302B	G1/4"	Steel	50540301, 50540305	1,8	63	-	19
Type M female swivel							
20460644C	9/16"x18UNF	Stainless steel	50560605, 50560601	1,8	63	-	22

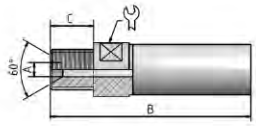

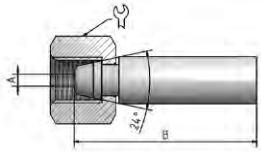

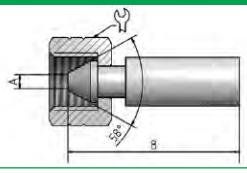

Swivel nut

Part no.	Thread	Material	Relief bores	Dimensions (mm) A	B	C	
Swivel nut							
50560601	9/16"x18UNF	Steel	1 radial	9,2	18	14	22
50560605	9/16"x18UNF	AISI 316	1 radial	9,2	18	14	22
50540301	G1/4"	Steel	1 radial	9,2	16,5	8,5	19
50540305	G1/4"	AISI 316	1 radial	9,2	16,5	8,5	19

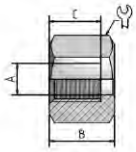

Tube cleaning accessories

Part no.	Thread	Material		Dimensions (mm) A	B	C	
Stop sleeve							
1.84104401C	-	Steel	-	14,7	48,7	-	-
Marking ring							
1.851215.5	-	AISI 316	-	13,3	10	-	-

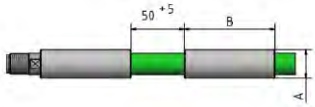

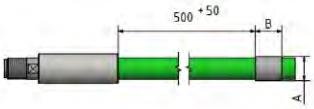

Production related variations of the burst pressure of up to 5 % are possible. Other colors upon request.

The safety factors between the burst pressure and the working pressure as well as the test pressure depend on the operating conditions. For gaseous media the outer cover is to be pinpricked.

Regarding the safety factor for gaseous media please contact your local SPIR STAR® assembling center.

The indicated working pressure refers to the hose only. Depending on the used fitting the permitted working pressure of a hose assembly may be less.

**) Blast-Pro® fittings may only be used for tube cleaning operations inside the tube. They have not been designed for the use outside of tubes.*

We reserve our rights for technical changes without notice. Subject to printing errors.

© Copyright by SPIR STAR® | Revision 14.10.2021

Hose Type 4/4UHP-X-3035

44UHP075-X.3035

DuraLife Flex ®

ID4 - Series: E and YE

Applications

Waterblast: Heat exchanger tube cleaning

Technical Information

Inner Core: Polyoxymethylene (POM)

Pressure Support: 4 layers of high-tensile steel wire

Outer Cover: Polyamide (PA)

Color: Orange

Temperature: -30°C to +70°C [-22°F to 158°F]

Ø ID	Ø OD	Working Pressure --	Working Pressure (SF 2,0:1)	Burst Pressure	Bend Radius	Weight	Insert ID
4,0 mm	9,9 mm	--	3.035 bar	6.100 bar	90 mm	0,234 kg/m	2,5 mm
0,16 inch	0,39 inch	--	44.000 psi	88.450 psi	3,54 inch	0,157 lbs/ft	0,10 inch

Sleeve

Part no.	Thread	Material	Dimensions (mm) A	B	C	
Sleeve						
10440102	-	Steel	14,7	49	-	-
Blast-Pro® sleeve						
10460104YE	-	Stainless steel	11,3	19,5	-	-

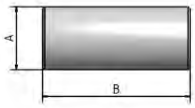

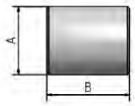

Insert

Part no.	Thread	Material	Nut	Dimensions (mm) A	B	C	
HP fitting							
40460214E	1/4"x28UNF LH	Stainless steel	-	2,5	80	14,3	-
40460204E	3/8"x24UNF LH	Stainless steel	-	3,2	90	19,1	-

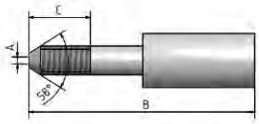

Blast-Pro® Insert*

Part no.	Thread	Material	Sleeve	Dimensions (mm) A	B	C	
Blast-Pro® HP fitting							
40460204YE	1/4"x28UNF LH	Stainless steel	10460104YE	2,5	41	16	9
40460214YE	1/4"x28UNF	Stainless steel	10460104YE	2,5	41	16	9
40460224YE	3/8"x24UNF LH	Stainless steel	10460104YE	2,5	47	22	10
40460234YE	3/8"x24UNF	Stainless steel	10460104YE	2,5	47	22	10

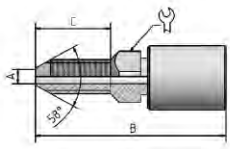

© Copyright by SPIR STAR® | Revision 07.10.2021

Insert

Part no.	Thread	Material	Nut	Dimensions (mm) A	B	C	
Type M female swivel							
20460604E	9/16"x18UNF	Stainless steel	50560605, 50560601	2,5	63	-	22

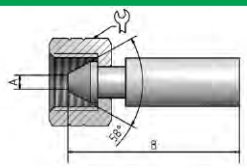

Swivel nut

Part no.	Thread	Material	Relief bores	Dimensions (mm) A	B	C	
Swivel nut							
50560601	9/16"x18UNF	Steel	1 radial	9,2	18	14	22
50560605	9/16"x18UNF	AISI 316	1 radial	9,2	18	14	22

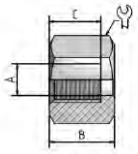

Tube cleaning accessories

Part no.	Thread	Material		Dimensions (mm) A	B	C	
Stop sleeve							
1.84104401E	-	Steel	-	14,7	49	-	-
1.84104601YE	-	Steel	-	11,3	19,5	-	-

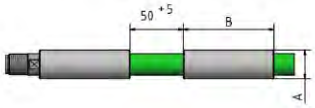

Marking ring							
1.851215.5	-	AISI 316	-	12,9	10	-	-

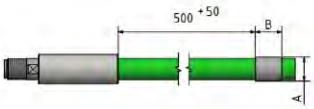

Production related variations of the burst pressure of up to 5 % are possible. Other colors upon request.

The safety factors between the burst pressure and the working pressure as well as the test pressure depend on the operating conditions. For gaseous media the outer cover is to be pinpricked.

Regarding the safety factor for gaseous media please contact your local SPIR STAR® assembling center.

The indicated working pressure refers to the hose only. Depending on the used fitting the permitted working pressure of a hose assembly may be less.

**) Blast-Pro® fittings may only be used for tube cleaning operations inside the tube. They have not been designed for the use outside of tubes.*

We reserve our rights for technical changes without notice. Subject to printing errors.

© Copyright by SPIR STAR® | Revision 07.10.2021

Hose Type 4/6

46005

ID4 - Series: C

Applications

Waterblast: Heat exchanger tube cleaning, surface preparation (concrete removal, surface cleaning of buildings, paint removal), ultra high-pressure waterjet cutting and hydro demolition (cutting and demolition of armoured concrete, pipelines, paper or steel)

Hydraulics: Bolt tensioning, pressure test equipment (valves, tooling and control panels), hydraulic tools (instrumentation packages for gauges, control of service equipment, hydraulic jacks, hydraulic tools)

Technical Information

Inner Core: Polyoxymethylene (POM)

Pressure Support: 6 layers of high-tensile steel wire

Outer Cover: Polyamide (PA)

Color: Orange

Temperature: -30°C to +70°C [-22°F to 158°F]

Ø ID	Ø OD	Working Pressure --	Working Pressure (SF 2,5:1)	Burst Pressure	Bend Radius	Weight	Insert ID
4,0 mm	11,5 mm	--	2.800 bar	7.000 bar	175 mm	0,365 kg/m	1,8 mm
0,16 inch	0,45 inch	--	40.600 psi	101.500 psi	6,89 inch	0,245 lbs/ft	0,07 inch

Sleeve

Part no.	Thread	Material	Dimensions (mm) A	B	C	
Sleeve						
10460102	-	Steel	17,1	48,9	-	-

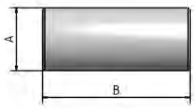

Insert

Part no.	Thread	Material	Nut	Dimensions (mm) A	B	C	
HP fitting							
40460204C	1/4"x28UNF LH	Stainless steel	-	2,5	82	14,3	-
40460224C	3/8"x24UNF LH	Stainless steel	-	3,2	90	19,1	-
40460234C	9/16"x18UNF LH	Stainless steel	-	1,8	104	24	-
Type M female swivel							
20460644C	9/16"x18UNF	Stainless steel	50560605, 50560601	1,8	63	-	22

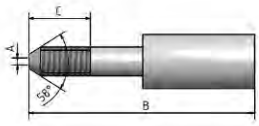

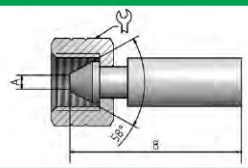

© Copyright by SPIR STAR® | Revision 19.10.2020

Swivel nut

Part no.	Thread	Material	Relief bores	Dimensions (mm) A	B	C	
Swivel nut							
50560601	9/16"x18UNF	Steel	1 radial	9,2	18	14	22
50560605	9/16"x18UNF	AISI 316	1 radial	9,2	18	14	22

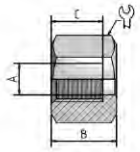

Tube cleaning accessories

Part no.	Thread	Material		Dimensions (mm) A	B	C	
Stop sleeve							
1.84104601C	-	Steel	-	17,1	49	-	-
Marking ring							
1.851316.5	-	AISI 316	-	14,5	10	-	-

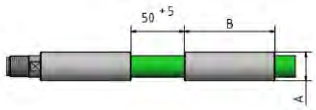

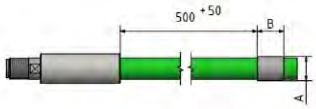

Production related variations of the burst pressure of up to 5 % are possible. Other colors upon request.

The safety factors between the burst pressure and the working pressure as well as the test pressure depend on the operating conditions. For gaseous media the outer cover is to be pinpricked.

Regarding the safety factor for gaseous media please contact your local SPIR STAR® assembling center.

The indicated working pressure refers to the hose only. Depending on the used fitting the permitted working pressure of a hose assembly may be less.

**) Blast-Pro® fittings may only be used for tube cleaning operations inside the tube. They have not been designed for the use outside of tubes.*

We reserve our rights for technical changes without notice. Subject to printing errors.

© Copyright by SPIR STAR® | Revision 19.10.2020

Hose Type 4/8

48005

ID4 - Series: C

Applications

Waterblast: Surface preparation (concrete removal, surface cleaning of buildings, paint removal), ultra high-pressure waterjet cutting and hydro demolition (cutting and demolition of armoured concrete, pipelines, paper or steel)

Hydraulics: Pressure test equipment (valves, tooling and control panels), hydraulic tools (instrumentation packages for gauges, control of service equipment, hydraulic jacks, hydraulic tools), hydroforming

Technical Information

Inner Core: Polyoxymethylene (POM)

Pressure Support: 8 layers of high-tensile steel wire

Outer Cover: Polyamide (PA)

Color: Orange

Temperature: -30°C to +60°C [-22°F to 140°F]

Ø ID	Ø OD	Working Pressure --	Working Pressure (SF 2,5:1)	Burst Pressure	Bend Radius	Weight	Insert ID
4,0 mm	12,8 mm	--	3.200 bar	8.000 bar	175 mm	0,540 kg/m	1,8 mm
0,16 inch	0,50 inch	--	46.400 psi	116.000 psi	6,89 inch	0,362 lbs/ft	0,07 inch

Sleeve

Part no.	Thread	Material	Dimensions (mm) A	B	C	
Sleeve						
10480102	-	Steel	19,5	48,4	-	-

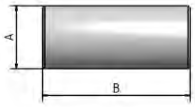

Insert

Part no.	Thread	Material	Nut	Dimensions (mm) A	B	C	
HP fitting							
40460204C	1/4"x28UNF LH	Stainless steel	-	2,5	82	14,3	-
40460224C	3/8"x24UNF LH	Stainless steel	-	3,2	90	19,1	-
40460234C	9/16"x18UNF LH	Stainless steel	-	1,8	104	24	-
Type M female swivel							
20460644C	9/16"x18UNF	Stainless steel	50560605, 50560601	1,8	63	-	22

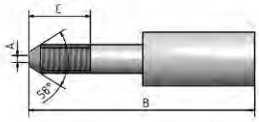

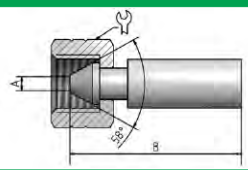

© Copyright by SPIR STAR® | Revision 10.10.2023

Part no.	Thread	Material	Relief bores	Dimensions (mm) A	B	C	
Swivel nut							
50560605	9/16"x18UNF	AISI 316	1 radial	9,2	18	14	22
50560601	9/16"x18UNF	Steel	1 radial	9,2	18	14	22

Swivel nut

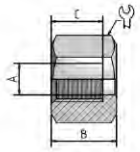

Production related variations of the burst pressure of up to 5 % are possible. Other colors upon request.

The safety factors between the burst pressure and the working pressure as well as the test pressure depend on the operating conditions. For gaseous media the outer cover is to be pinpricked.

Regarding the safety factor for gaseous media please contact your local SPIR STAR® assembling center.

The indicated working pressure refers to the hose only. Depending on the used fitting the permitted working pressure of a hose assembly may be less.

**) Blast-Pro® fittings may only be used for tube cleaning operations inside the tube. They have not been designed for the use outside of tubes.*

We reserve our rights for technical changes without notice. Subject to printing errors.

© Copyright by SPIR STAR® | Revision 10.10.2023

Hose Type 5/2

52070

DuraLife Flex ®

ID5 - Series: A and Q

Applications

Waterblast: Heat exchanger tube cleaning

Hydraulics: Pressure test equipment (valves, tooling and control panels), hydraulic tools (instrumentation packages for gauges, control of service equipment, hydraulic jacks, hydraulic tools)

Technical Information

Inner Core: Polyoxymethylene (POM)

Pressure Support: 2 layers of high-tensile steel wire

Outer Cover: Polyamide (PA)

Color: Green

Temperature: -30°C to +70°C [-22°F to 158°F]

Ø ID	Ø OD	Working Pressure --	Working Pressure (SF 2,5:1)	Burst Pressure	Bend Radius	Weight	Insert ID
5,0 mm	9,4 mm	--	1.040 bar	2.600 bar	95 mm	0,125 kg/m	3,0 mm
0,20 inch	0,37 inch	--	15.080 psi	37.700 psi	3,74 inch	0,084 lbs/ft	0,12 inch

Sleeve

Part no.	Thread	Material	Dimensions (mm) A	B	C	
Sleeve						
10520101	-	Steel	12,9	38,2	-	-

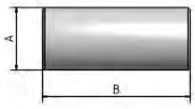

OnePiece Fittings®WS

Part no.	Thread	Material	Hose part	Dimensions (mm) A	B	C	
OnePiece Fittings® with wrench size							
30520441Q	1/8"x27NPTF	Steel	30520442/1Q	11,4	39	10	9

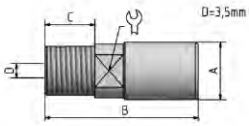

Insert

Part no.	Thread	Material	Nut	Dimensions (mm) A	B	C	
Male fitting							
30520401A	1/8"x27NPTF	Steel	-	3	56	10	10
30520451A	1/4"x18NPTF	Steel	-	3	64	14	12
30520301A	G1/8"	Steel	-	3	59,5	12	9
30520321A	G1/4"	Steel	-	3	58	12	14
30520011A	M7	Steel	-	3	57,5	10	8
30520041A	M10x1	Steel	-	3	62	12	12
Male fitting flat seal							
30520381A	G1/8"	Steel	-	3	63	13	9
30520021A	M8x1,25	Steel		3	62	12	9

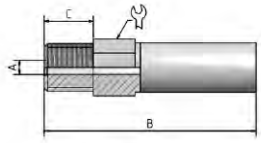

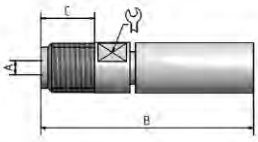

© Copyright by SPIR STAR® | Revision 19.10.2020

Insert

Part no.	Thread	Material	Nut	Dimensions (mm) A	B	C	
Universal female swivel 24°/60°							
20520301A	G1/4"	Steel	50540301, 50540305	3	54	-	19
Universal female swivel 24°/60° light							
20520101A	M14x1,5	Steel	50540101	3	54	-	19
Female swivel with O-Ring							
20520042A	M24x1,5	Steel	51321206	3	72	-	32
Type M female swivel							
20520601A	9/16"x18UNF	Steel	50540601, 50540605	3	54	-	19

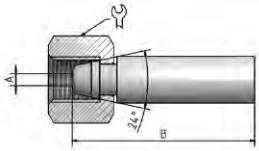

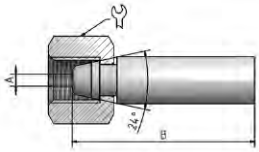

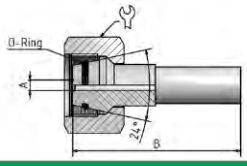

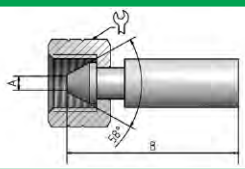

Swivel nut

Part no.	Thread	Material	Relief bores	Dimensions (mm) A	B	C	
Swivel nut							
50540601	9/16"x18UNF	Steel	1 radial	9,2	18	14	19
50540605	9/16"x18UNF	AISI 316	1 radial	9,2	18	14	19
50540301	G1/4"	Steel	1 radial	9,2	16,5	8,5	19
50540305	G1/4"	AISI 316	1 radial	9,2	16,5	8,5	19
50540101	M14x1,5	Steel	1 radial	9,2	16,5	8,5	19
51321206	M24x1,5	Steel	2 axial	16,8	23	16	32
51320205	M24x1,5	AISI 316	1 radial	16,8	23	16	32

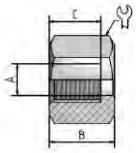

© Copyright by SPIR STAR® | Revision 19.10.2020

Tube cleaning accessories

Part no.	Thread	Material		Dimensions (mm) A	B	C	
Stop sleeve							
1.84105201A	-	Steel	-	12,8	40	-	-
1.84305201Q	-	Steel	-	11,4	25	-	-
Marking ring							
1.851215.5	-	AISI 316	-	12,4	10	-	-

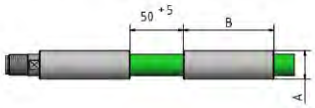

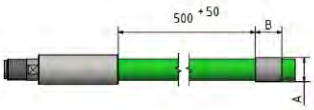

Production related variations of the burst pressure of up to 5 % are possible. Other colors upon request.

The safety factors between the burst pressure and the working pressure as well as the test pressure depend on the operating conditions. For gaseous media the outer cover is to be pinpricked.

Regarding the safety factor for gaseous media please contact your local SPIR STAR® assembling center.

The indicated working pressure refers to the hose only. Depending on the used fitting the permitted working pressure of a hose assembly may be less.

**) Blast-Pro® fittings may only be used for tube cleaning operations inside the tube. They have not been designed for the use outside of tubes.*

We reserve our rights for technical changes without notice. Subject to printing errors.

© Copyright by SPIR STAR® | Revision 19.10.2020

Hose Type 5/2H-1400

52H071.1400

DuraLife Flex ®

ID5 - Series: A and Q

Applications

Waterblast: Heat exchanger tube cleaning

Hydraulics: Pressure test equipment (valves, tooling and control panels), hydraulic tools (instrumentation packages for gauges, control of service equipment, hydraulic jacks, hydraulic tools)

Technical Information

Inner Core: Polyoxymethylene (POM)

Pressure Support: 2 layers of high-tensile steel wire

Outer Cover: Polyamide (PA)

Color: Blue

Temperature: -30°C to +70°C [-22°F to 158°F]

Ø ID	Ø OD	Working Pressure --	Working Pressure (SF 2,5:1)	Burst Pressure	Bend Radius	Weight	Insert ID
4,9 mm	9,5 mm	--	1.400 bar	3.500 bar	95 mm	0,148 kg/m	3,0 mm
0,19 inch	0,37 inch	--	20.300 psi	50.750 psi	3,74 inch	0,099 lbs/ft	0,12 inch

Sleeve

Part no.	Thread	Material	Dimensions (mm) A	B	C	
Sleeve						
10520101	-	Steel	12,9	38,2	-	-

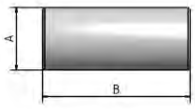

OnePiece Fittings®WS

Part no.	Thread	Material	Hose part	Dimensions (mm) A	B	C	
OnePiece Fittings® with wrench size							
30520441Q	1/8"x27NPTF	Steel	30520442/1Q	11,4	39	10	9

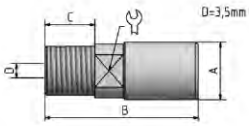

Insert

Part no.	Thread	Material	Nut	Dimensions (mm) A	B	C	
Male fitting							
30520401A	1/8"x27NPTF	Steel	-	3	56	10	10
30520451A	1/4"x18NPTF	Steel	-	3	64	14	12
30520301A	G1/8"	Steel	-	3	59,5	12	9
30520321A	G1/4"	Steel	-	3	58	12	14
30520011A	M7	Steel	-	3	57,5	10	8
30520041A	M10x1	Steel	-	3	62	12	12

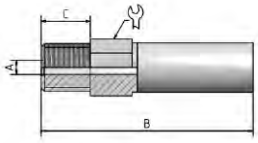

© Copyright by SPIR STAR® | Revision 13.12.2022

Insert

Part no.	Thread	Material	Nut	Dimensions (mm) A	B	C	
Male fitting flat seal							
30520381A	G1/8"	Steel	-	3	63	13	9
30520021A	M8x1,25	Steel		3	62	12	9
Universal female swivel 24°/60°							
20520301A	G1/4"	Steel	50540301, 50540305	3	54	-	19
Universal female swivel 24°/60° light							
20520101A	M14x1,5	Steel	50540101	3	54	-	19
Female swivel with O-Ring							
20520042A	M24x1,5	Steel	51321206	3	72	-	32
Type M female swivel							
20520601A	9/16"x18UNF	Steel	50540601, 50540605	3	54	-	19

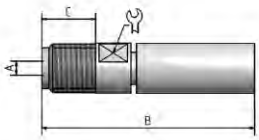

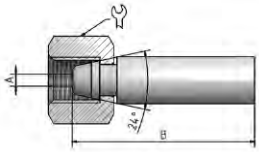

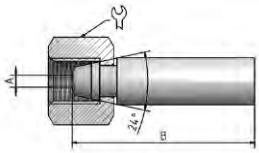

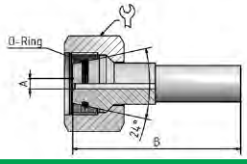

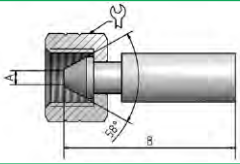

Swivel nut

Part no.	Thread	Material	Relief bores	Dimensions (mm) A	B	C	
Swivel nut							
50540601	9/16"x18UNF	Steel	1 radial	9,2	18	14	19
50540605	9/16"x18UNF	AISI 316	1 radial	9,2	18	14	19
50540301	G1/4"	Steel	1 radial	9,2	16,5	8,5	19
50540305	G1/4"	AISI 316	1 radial	9,2	16,5	8,5	19
50540101	M14x1,5	Steel	1 radial	9,2	16,5	8,5	19
51321206	M24x1,5	Steel	2 axial	16,8	23	16	32
51320205	M24x1,5	AISI 316	1 radial	16,8	23	16	32

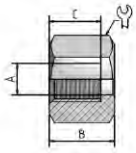

© Copyright by SPIR STAR® | Revision 13.12.2022

Tube cleaning accessories

Part no.	Thread	Material		Dimensions (mm) A	B	C	
Stop sleeve							
1.84105201A	-	Steel	-	12,8	40	-	-
1.84305201Q	-	Steel	-	11,4	25	-	-
Marking ring							
1.851215.5	-	AISI 316	-	12,5	10	-	-

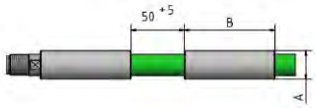

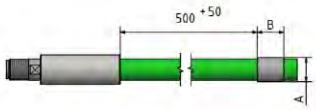

Production related variations of the burst pressure of up to 5 % are possible. Other colors upon request.

The safety factors between the burst pressure and the working pressure as well as the test pressure depend on the operating conditions. For gaseous media the outer cover is to be pinpricked.

Regarding the safety factor for gaseous media please contact your local SPIR STAR® assembling center.

The indicated working pressure refers to the hose only. Depending on the used fitting the permitted working pressure of a hose assembly may be less.

**) Blast-Pro® fittings may only be used for tube cleaning operations inside the tube. They have not been designed for the use outside of tubes.*

We reserve our rights for technical changes without notice. Subject to printing errors.

© Copyright by SPIR STAR® | Revision 13.12.2022

Hose Type 5/2OK

52OK070

ID5 - Series: KX and KQ

Applications

Waterblast: Heat exchanger tube cleaning

Hydraulics: Pressure test equipment (valves, tooling and control panels), hydraulic tools (instrumentation packages for gauges, control of service equipment, hydraulic jacks, hydraulic tools)

Technical Information

Inner Core: Polyoxymethylene (POM)

Pressure Support: 2 layers of high-tensile steel wire

Outer Cover: Polyamide (PA) in green

Color: 1 braided layer of stainless steel wire

Temperature: -30°C to +60°C [-22°F to 140°F]

Ø ID	Ø OD	Working Pressure --	Working Pressure (SF 2,5:1)	Burst Pressure	Bend Radius	Weight	Insert ID
5,0 mm	10,8 mm	--	1.040 bar	2.600 bar	95 mm	0,220 kg/m	3,5 mm
0,20 inch	0,43 inch	--	15.080 psi	37.700 psi	3,74 inch	0,147 lbs/ft	0,14 inch

OnePiece Fittings®WS

Part no.	Thread	Material	Hose part	Dimensions (mm) A	B	C	
OnePiece Fittings® with wrench size							
30530451KQ	1/8"x27NPTF	Steel	30520442/1Q	13,3	39	10	9

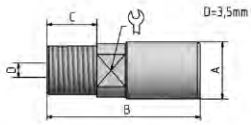

OnePiece Fittings®

Part no.	Thread	Material	Hose part	Dimensions (mm) A	B	C	D
OnePiece Fittings®							
30530451KX	1/8"x27NPTF	Steel	30520442/1X	3,5	31	10	13,3

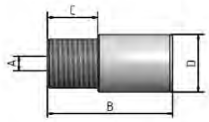

Production related variations of the burst pressure of up to 5 % are possible. Other colors upon request.

The safety factors between the burst pressure and the working pressure as well as the test pressure depend on the operating conditions. For gaseous media the outer cover is to be pinpricked.

Regarding the safety factor for gaseous media please contact your local SPIR STAR® assembling center.

The indicated working pressure refers to the hose only. Depending on the used fitting the permitted working pressure of a hose assembly may be less.

**) Blast-Pro® fittings may only be used for tube cleaning operations inside the tube. They have not been designed for the use outside of tubes.*

We reserve our rights for technical changes without notice. Subject to printing errors.

© Copyright by SPIR STAR® | Revision 29.07.2016

Hose Type 5/3

53070

DuraLife Flex ®

ID5 - Series: A and Q

Applications

Waterblast: Heat exchanger tube cleaning

Hydraulics: Pressure test equipment (valves, tooling and control panels), hydraulic tools (instrumentation packages for gauges, control of service equipment, hydraulic jacks, hydraulic tools)

Technical Information

Inner Core: Polyoxymethylene (POM)

Pressure Support: 2 layers of high-tensile steel wire, 1 braided layer of galvanized steel wire

Outer Cover: Polyamide (PA)

Color: Green

Temperature: -30°C to +70°C [-22°F to 158°F]

Ø ID	Ø OD	Working Pressure --	Working Pressure (SF 2,5:1)	Burst Pressure	Bend Radius	Weight	Insert ID
5,0 mm	10,3 mm	--	1.120 bar	2.800 bar	95 mm	0,218 kg/m	3,0 mm
0,20 inch	0,41 inch	--	16.240 psi	40.600 psi	3,74 inch	0,146 lbs/ft	0,12 inch

Sleeve

Part no.	Thread	Material	Dimensions (mm) A	B	C	
Sleeve						
10530111	-	Steel	12,9	39,5	-	-

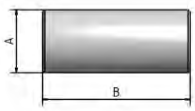

OnePiece Fittings®WS

Part no.	Thread	Material	Hose part	Dimensions (mm) A	B	C	
OnePiece Fittings® with wrench size							
30530441Q	1/8"x27NPTF	Steel	30520442/1Q	12,2	39	10	9

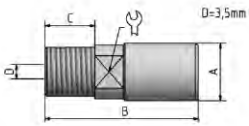

Insert

Part no.	Thread	Material	Nut	Dimensions (mm) A	B	C	
Male fitting							
30520401A	1/8"x27NPTF	Steel	-	3	56	10	10
30520451A	1/4"x18NPTF	Steel	-	3	64	14	12
30520301A	G1/8"	Steel	-	3	59,5	12	9
30520321A	G1/4"	Steel	-	3	58	12	14
30520011A	M7	Steel	-	3	57,5	10	8
30520041A	M10x1	Steel	-	3	62	12	12

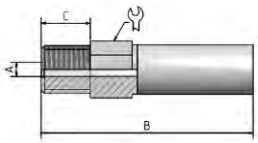

© Copyright by SPIR STAR® | Revision 14.09.2021

Insert

Part no.	Thread	Material	Nut	Dimensions (mm) A	B	C	
Male fitting flat seal							
30520381A	G1/8"	Steel	-	3	63	13	9
30520021A	M8x1,25	Steel		3	62	12	9
Universal female swivel 24°/60°							
20520301A	G1/4"	Steel	50540301, 50540305	3	54	-	19
Universal female swivel 24°/60° light							
20520101A	M14x1,5	Steel	50540101	3	54	-	19
Female swivel with O-Ring							
20520042A	M24x1,5	Steel	51321206	3	72	-	32
Type M female swivel							
20520601A	9/16"x18UNF	Steel	50540601, 50540605	3	54	-	19

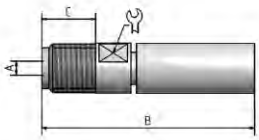

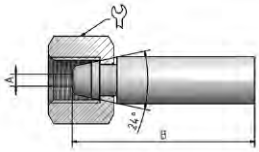

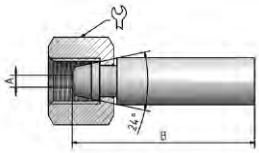

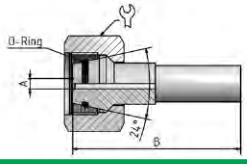

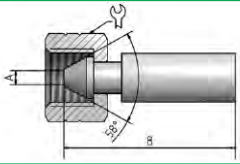

Swivel nut

Part no.	Thread	Material	Relief bores	Dimensions (mm) A	B	C	
Swivel nut							
50540601	9/16"x18UNF	Steel	1 radial	9,2	18	14	19
50540605	9/16"x18UNF	AISI 316	1 radial	9,2	18	14	19
50540301	G1/4"	Steel	1 radial	9,2	16,5	8,5	19
50540305	G1/4"	AISI 316	1 radial	9,2	16,5	8,5	19
50540101	M14x1,5	Steel	1 radial	9,2	16,5	8,5	19
51321206	M24x1,5	Steel	2 axial	16,8	23	16	32
51320205	M24x1,5	AISI 316	1 radial	16,8	23	16	32

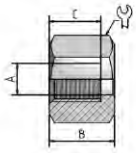

© Copyright by SPIR STAR® | Revision 14.09.2021

Tube cleaning accessories

Part no.	Thread	Material		Dimensions (mm) A	B	C	
Stop sleeve							
1.84105301A	-	Steel	-	12,9	39	-	-
1.84305301Q	-	Steel	-	12,2	25	-	-
Marking ring							
1.851215.5	-	AISI 316	-	13,3	10	-	-

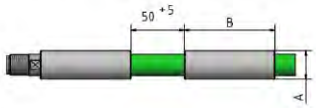

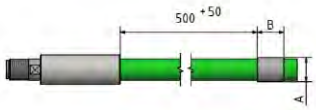

Production related variations of the burst pressure of up to 5 % are possible. Other colors upon request.

The safety factors between the burst pressure and the working pressure as well as the test pressure depend on the operating conditions. For gaseous media the outer cover is to be pinpricked.

Regarding the safety factor for gaseous media please contact your local SPIR STAR® assembling center.

The indicated working pressure refers to the hose only. Depending on the used fitting the permitted working pressure of a hose assembly may be less.

**) Blast-Pro® fittings may only be used for tube cleaning operations inside the tube. They have not been designed for the use outside of tubes.*

We reserve our rights for technical changes without notice. Subject to printing errors.

© Copyright by SPIR STAR® | Revision 14.09.2021

Hose Type 5/4

54001

ID5 - Series: B and Y

Applications

Waterblast: Heat exchanger tube cleaning

Hydraulics: Bolt tensioning, pressure test equipment (valves, tooling and control panels), hydraulic tools (instrumentation packages for gauges, control of service equipment, hydraulic jacks, hydraulic tools)

Oil and Gas: Grease injection, chemical injection, control of subsea hydraulic components, nitrogen service, Gaseous media handling

Technical Information

Inner Core: Polyoxymethylene (POM)

Pressure Support: 4 layers of high-tensile steel wire

Outer Cover: Polyamide (PA)

Color: Blue

Temperature: -30°C to +70°C [-22°F to 158°F]

Ø ID	Ø OD	Working Pressure --	Working Pressure (SF 2,5:1)	Burst Pressure	Bend Radius	Weight	Insert ID
5,0 mm	11,2 mm	--	1.800 bar	4.500 bar	150 mm	0,260 kg/m	2,5 mm
0,20 inch	0,44 inch	--	26.100 psi	65.250 psi	5,91 inch	0,174 lbs/ft	0,10 inch

Sleeve

Part no.	Thread	Material	Dimensions (mm) A	B	C	
Sleeve						
10540101	-	Steel	15	49,5	-	-
10540105	-	AISI 316	15	47,9	-	-
Blast-Pro® sleeve						
10540232	-	Steel	12,4	24	-	-

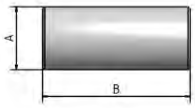

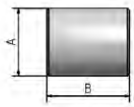

Insert

Part no.	Thread	Material	Nut	Dimensions (mm) A	B	C	
HP fitting							
40540215B	1/4"x28UNF LH	AISI 316	-	2,5	83	14	-
40540205B	3/8"x24UNF LH	AISI 316	-	2,5	90	20	-
40540225B	9/16"x18UNF LH	AISI 316	-	2,5	103	24	-

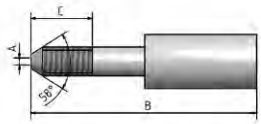

© Copyright by SPIR STAR® | Revision 21.02.2024

Blast-Pro® Insert*

Part no.	Thread	Material	Sleeve	Dimensions (mm) A	B	C	
Blast-Pro® HP fitting							
40540234Y	1/4"x28UNF LH	Stainless steel	10540232	3	45	16	10
40540214Y	3/8"x24UNF LH	Stainless steel	10540232	3	50	22	10
Blast-Pro® HP female							
40540254Y	1/4"x28UNF LH	Stainless steel	10540232	3	44	9	8

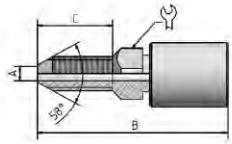

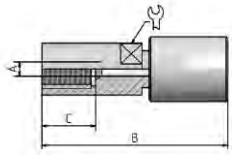

Insert

Part no.	Thread	Material	Nut	Dimensions (mm) A	B	C	
Male fitting							
30540401B	1/4"x18NPTF	Steel	-	2,5	71	14	14
Male fitting 60° internal cone							
30540301B	G1/4"	Steel	-	2,5	70	12	14
Male fitting 100° external cone							
30540361B	G1/4"	Steel	-	2,5	76	18	17
Male fitting for USIT® Ring							
30540351B	G1/4"	Steel	-	2,5	68,5	11	22
Universal female swivel 24°/60°							
20540301B	G1/4"	Steel	50540301	2,5	62	-	19
20540305B	G1/4"	AISI 316	50540305	2,5	62	-	19
Universal female swivel 24°/60° light							
20540101B	M14x1,5	Steel	50540101	2,5	62	-	19

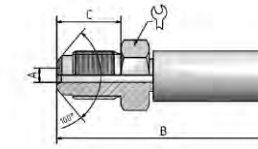

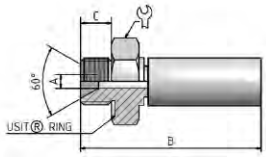

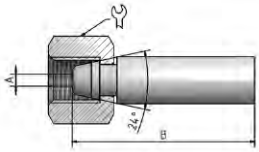

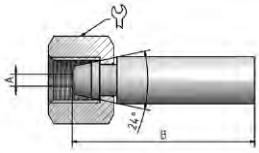

© Copyright by SPIR STAR® | Revision 21.02.2024

Insert

Part no.	Thread	Material	Nut	Dimensions (mm) A	B	C	
Female swivel with O-Ring							
20540041B	M20x1,5	Steel	50860201	2,5	77	-	27
Type M female swivel							
20540641B	9/16"x18UNF	Steel	50540601	2,5	64	-	19
20540645B	9/16"x18UNF	AISI 316	50540605	2,5	64	-	19

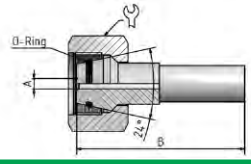

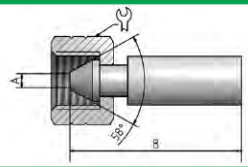

Swivel nut

Part no.	Thread	Material	Relief bores	Dimensions (mm) A	B	C	
Swivel nut							
50540601	9/16"x18UNF	Steel	1 radial	9,2	18	14	19
50540605	9/16"x18UNF	AISI 316	1 radial	9,2	18	14	19
50540301	G1/4"	Steel	1 radial	9,2	16,5	8,5	19
50540305	G1/4"	AISI 316	1 radial	9,2	16,5	8,5	19
50540101	M14x1,5	Steel	1 radial	9,2	16,5	8,5	19
50860201	M20x1,5	Steel	1 radial	12,2	22	12	27

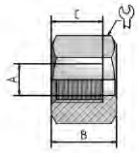

Tube cleaning accessories

Part no.	Thread	Material		Dimensions (mm) A	B	C	
Stop sleeve							
1.84105401B	-	Steel	-	15	49	-	-
1.84105401Y	-	Steel	-	12,4	25	-	-
Marking ring							
1.851316.5	-	AISI 316	-	14,2	10	-	-

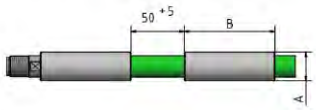

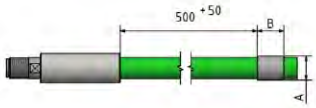

Production related variations of the burst pressure of up to 5 % are possible. Other colors upon request.

The safety factors between the burst pressure and the working pressure as well as the test pressure depend on the operating conditions. For gaseous media the outer cover is to be pinpricked.

Regarding the safety factor for gaseous media please contact your local SPIR STAR® assembling center.

The indicated working pressure refers to the hose only. Depending on the used fitting the permitted working pressure of a hose assembly may be less.

**) Blast-Pro® fittings may only be used for tube cleaning operations inside the tube. They have not been designed for the use outside of tubes.*

We reserve our rights for technical changes without notice. Subject to printing errors.

© Copyright by SPIR STAR® | Revision 21.02.2024

Hose Type 5/6

56008

ID5 - Series: E

Applications

Waterblast: Heat exchanger tube cleaning, surface preparation (concrete removal, surface cleaning of buildings, paint removal), tank and vessel cleaning, ultra high-pressure waterjet cutting and hydro demolition (cutting and demolition of armoured concrete, pipelines, paper or steel)

Hydraulics: Bolt tensioning, pressure test equipment (valves, tooling and control panels), hydraulic tools (instrumentation packages for gauges, control of service equipment, hydraulic jacks, hydraulic tools)

Technical Information

Inner Core: Polyoxymethylene (POM)

Pressure Support: 6 layers of high-tensile steel wire

Outer Cover: Polyamide (PA)

Color: Silver

Temperature: -30°C to +70°C [-22°F to 158°F]

Ø ID	Ø OD	Working Pressure --	Working Pressure (SF 2.5:1)	Burst Pressure	Bend Radius	Weight	Insert ID
4,8 mm	13,2 mm	--	2.500 bar	6.250 bar	200 mm	0,450 kg/m	2,5 mm
0,19 inch	0,52 inch	--	36.250 psi	90.625 psi	7,87 inch	0,302 lbs/ft	0,10 inch

Sleeve

Part no.	Thread	Material	Dimensions (mm) A	B	C	
Sleeve						
10560136	-	Steel	17,8	68	-	-
10560135	-	AISI 316	17,8	68	-	-

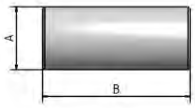

Insert

Part no.	Thread	Material	Nut	Dimensions (mm) A	B	C	
HP fitting							
40560294E	1/4"x28UNF LH	Stainless steel	-	2,5	99	14,3	-
40560284E	3/8"x24UNF LH	Stainless steel	-	3,2	112	19,1	-
40560264E	9/16"x18UNF LH	Stainless steel	-	4,8	124	23,8	-
40560274E	M14x1,5 LH	Stainless steel	-	4,8	124	23,8	-
Universal female swivel 24°/60°							
20560314E	G1/4"	Stainless steel	50560301	2,5	84	-	22

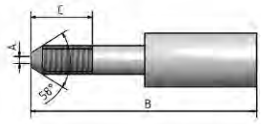

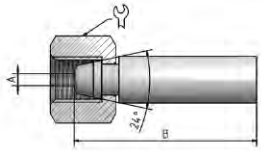

© Copyright by SPIR STAR® | Revision 13.12.2022

Insert

Part no.	Thread	Material	Nut	Dimensions (mm) A	B	C	
Universal female swivel 24°/60° light							
20560164E	M14x1,5	Stainless steel	50540101	2,5	76	-	19
Type M female swivel							
20560694E	9/16"x18UNF	Stainless steel	50560605, 50560601	2,5	77	-	22
HP female swivel							
20560614E	9/16"x18UNF	Stainless steel	50560605, 50560601	2,5	73	-	22

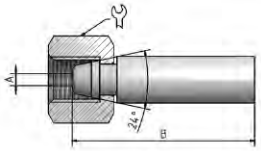

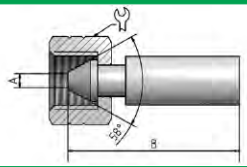

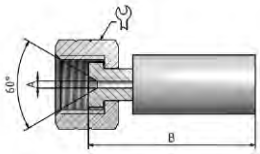

Swivel nut

Part no.	Thread	Material	Relief bores	Dimensions (mm) A	B	C	
Swivel nut							
50560601	9/16"x18UNF	Steel	1 radial	9,2	18	14	22
50560605	9/16"x18UNF	AISI 316	1 radial	9,2	18	14	22
50560301	G1/4"	Steel	1 radial	9,2	19	11	22
50540101	M14x1,5	Steel	1 radial	9,2	16,5	8,5	19

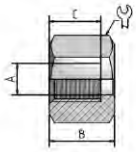

Tube cleaning accessories

Part no.	Thread	Material		Dimensions (mm) A	B	C	
Stop sleeve							
1.84105601E	-	Steel	-	17,8	68	-	-
Marking ring							
1.851618.5	-	AISI 316	-	16,2	10	-	-

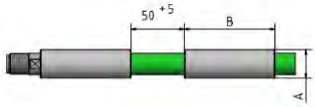

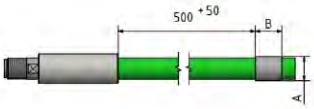

Production related variations of the burst pressure of up to 5 % are possible. Other colors upon request.

The safety factors between the burst pressure and the working pressure as well as the test pressure depend on the operating conditions. For gaseous media the outer cover is to be pinpricked.

Regarding the safety factor for gaseous media please contact your local SPIR STAR® assembling center.

The indicated working pressure refers to the hose only. Depending on the used fitting the permitted working pressure of a hose assembly may be less.

**) Blast-Pro® fittings may only be used for tube cleaning operations inside the tube. They have not been designed for the use outside of tubes.*

We reserve our rights for technical changes without notice. Subject to printing errors.

© Copyright by SPIR STAR® | Revision 13.12.2022

Hose Type 5/6H

56H005

ID5 - Series: E

Applications

Waterblast: Heat exchanger tube cleaning, surface preparation (concrete removal, surface cleaning of buildings, paint removal), tank and vessel cleaning, ultra high-pressure waterjet cutting and hydro demolition (cutting and demolition of armoured concrete, pipelines, paper or steel)

Hydraulics: Bolt tensioning, pressure test equipment (valves, tooling and control panels), hydraulic tools (instrumentation packages for gauges, control of service equipment, hydraulic jacks, hydraulic tools)

Technical Information

Inner Core: Polyoxymethylene (POM)

Pressure Support: 6 layers of high-tensile steel wire

Outer Cover: Polyamide (PA)

Color: Orange

Temperature: -30°C to +70°C [-22°F to 158°F]

Ø ID	Ø OD	Working Pressure --	Working Pressure (SF 2.5:1)	Burst Pressure	Bend Radius	Weight	Insert ID
4,6 mm	14,4 mm	--	2.800 bar	7.000 bar	220 mm	0,563 kg/m	2,5 mm
0,18 inch	0,57 inch	--	40.600 psi	101.500 psi	8,66 inch	0,377 lbs/ft	0,10 inch

Sleeve

Part no.	Thread	Material	Dimensions (mm) A	B	C	
Sleeve						
10560116	-	Steel	17,9	67,4	-	-

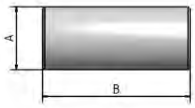

Insert

Part no.	Thread	Material	Nut	Dimensions (mm) A	B	C	
HP fitting							
40560294E	1/4"x28UNF LH	Stainless steel	-	2,5	99	14,3	-
40560284E	3/8"x24UNF LH	Stainless steel	-	3,2	112	19,1	-
40560264E	9/16"x18UNF LH	Stainless steel	-	4,8	124	23,8	-
40560274E	M14x1,5 LH	Stainless steel	-	4,8	124	23,8	-
Universal female swivel 24°/60°							
20560314E	G1/4"	Stainless steel	50560301	2,5	84	-	22
Universal female swivel 24°/60° light							
20560164E	M14x1,5	Stainless steel	50540101	2,5	76	-	19

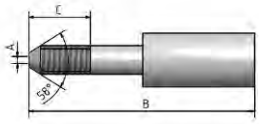

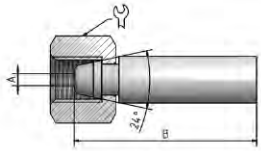

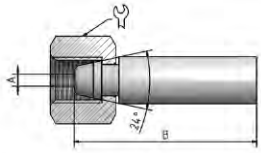

© Copyright by SPIR STAR® | Revision 14.09.2021

Insert

Part no.	Thread	Material	Nut	Dimensions (mm) A	B	C	
Type M female swivel							
20560694E	9/16"x18UNF	Stainless steel	50560605, 50560601	2,5	77	-	22
HP female swivel							
20560614E	9/16"x18UNF	Stainless steel	50560605, 50560601	2,5	73	-	22

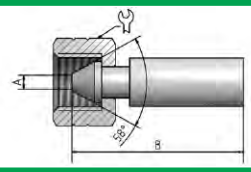

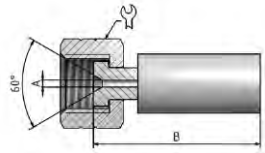

Swivel nut

Part no.	Thread	Material	Relief bores	Dimensions (mm) A	B	C	
Swivel nut							
50560601	9/16"x18UNF	Steel	1 radial	9,2	18	14	22
50560605	9/16"x18UNF	AISI 316	1 radial	9,2	18	14	22
50560301	G1/4"	Steel	1 radial	9,2	19	11	22
50540101	M14x1,5	Steel	1 radial	9,2	16,5	8,5	19

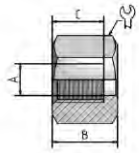

Tube cleaning accessories

Part no.	Thread	Material		Dimensions (mm) A	B	C	
Stop sleeve							
1.84105611E	-	Steel	-	17,9	68	-	-
Marking ring							
1.851720.5	-	AISI 316	-	17,4	10	-	-

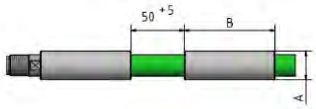

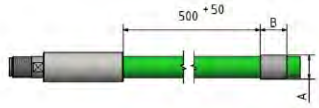

Production related variations of the burst pressure of up to 5 % are possible. Other colors upon request.

The safety factors between the burst pressure and the working pressure as well as the test pressure depend on the operating conditions. For gaseous media the outer cover is to be pinpricked.

Regarding the safety factor for gaseous media please contact your local SPIR STAR® assembling center.

The indicated working pressure refers to the hose only. Depending on the used fitting the permitted working pressure of a hose assembly may be less.

**) Blast-Pro® fittings may only be used for tube cleaning operations inside the tube. They have not been designed for the use outside of tubes.*

We reserve our rights for technical changes without notice. Subject to printing errors.

© Copyright by SPIR STAR® | Revision 14.09.2021

Hose Type 5/6HDC1

56HDC100253

ID5 - Series: E

Applications

Waterblast: Heat exchanger tube cleaning, surface preparation (concrete removal, surface cleaning of buildings, paint removal), tank and vessel cleaning, ultra high-pressure waterjet cutting and hydro demolition (cutting and demolition of armoured concrete, pipelines, paper or steel)

Hydraulics: Bolt tensioning, pressure test equipment (valves, tooling and control panels), hydraulic tools (instrumentation packages for gauges, control of service equipment, hydraulic jacks, hydraulic tools)

Technical Information

Inner Core: Polyoxymethylene (POM)

Pressure Support: 6 layers of high-tensile steel wire

Outer Cover: First: Polyamide (PA), Second: Polyurethane (TPU)

Color: First: orange, second: red

Temperature: -30°C to +60°C [-22°F to 140°F]

Ø ID	Ø OD	Working Pressure --	Working Pressure (SF 2.5:1)	Burst Pressure	Bend Radius	Weight	Insert ID
4,6 mm	18,4 mm	--	2.800 bar	7.000 bar	220 mm	0,687 kg/m	2,5 mm
0,18 inch	0,72 inch	--	40.600 psi	101.500 psi	8,66 inch	0,460 lbs/ft	0,10 inch

Sleeve

Part no.	Thread	Material	Dimensions (mm) A	B	C	
Sleeve						
10560116	-	Steel	17,9	67,4	-	-

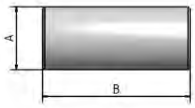

Insert

Part no.	Thread	Material	Nut	Dimensions (mm) A	B	C	
HP fitting							
40560294E	1/4"x28UNF LH	Stainless steel	-	2,5	99	14,3	-
40560284E	3/8"x24UNF LH	Stainless steel	-	3,2	112	19,1	-
40560264E	9/16"x18UNF LH	Stainless steel	-	4,8	124	23,8	-
40560274E	M14x1,5 LH	Stainless steel	-	4,8	124	23,8	-
Universal female swivel 24°/60°							
20560314E	G1/4"	Stainless steel	50560301	2,5	84	-	22

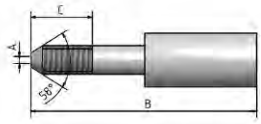

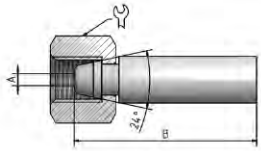

© Copyright by SPIR STAR® | Revision 21.10.2022

Insert

Part no.	Thread	Material	Nut	Dimensions (mm) A	B	C	
Universal female swivel 24°/60° light							
20560164E	M14x1,5	Stainless steel	50540101	2,5	76	-	19
Type M female swivel							
20560694E	9/16"x18UNF	Stainless steel	50560605, 50560601	2,5	77	-	22
HP female swivel							
20560614E	9/16"x18UNF	Stainless steel	50560605, 50560601	2,5	73	-	22

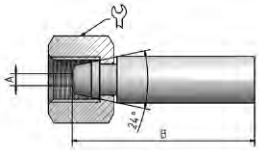

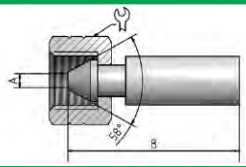

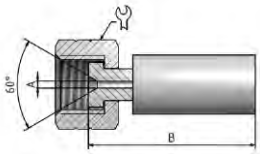

Swivel nut

Part no.	Thread	Material	Relief bores	Dimensions (mm) A	B	C	
Swivel nut							
50560601	9/16"x18UNF	Steel	1 radial	9,2	18	14	22
50560605	9/16"x18UNF	AISI 316	1 radial	9,2	18	14	22
50560301	G1/4"	Steel	1 radial	9,2	19	11	22
50540101	M14x1,5	Steel	1 radial	9,2	16,5	8,5	19

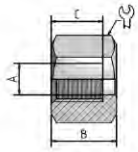

Production related variations of the burst pressure of up to 5 % are possible. Other colors upon request.

The safety factors between the burst pressure and the working pressure as well as the test pressure depend on the operating conditions. For gaseous media the outer cover is to be pinpricked.

Regarding the safety factor for gaseous media please contact your local SPIR STAR® assembling center.

The indicated working pressure refers to the hose only. Depending on the used fitting the permitted working pressure of a hose assembly may be less.

**) Blast-Pro® fittings may only be used for tube cleaning operations inside the tube. They have not been designed for the use outside of tubes.*

We reserve our rights for technical changes without notice. Subject to printing errors.

© Copyright by SPIR STAR® | Revision 21.10.2022

Hose Type 5/6UHP-X-3035

56UHP075-X.3035

ID5 - Series: E

Applications

Waterblast: Heat exchanger tube cleaning, surface preparation (concrete removal, surface cleaning of buildings, paint removal), tank and vessel cleaning, ultra high-pressure waterjet cutting and hydro demolition (cutting and demolition of armoured concrete, pipelines, paper or steel)

Hydraulics: Bolt tensioning, pressure test equipment (valves, tooling and control panels), hydraulic tools (instrumentation packages for gauges, control of service equipment, hydraulic jacks, hydraulic tools)

Technical Information

Inner Core: Polyoxymethylene (POM)

Pressure Support: 6 layers of high-tensile steel wire

Outer Cover: Polyamide (PA)

Color: Orange

Temperature: -30°C to +70°C [-22°F to 158°F]

Ø ID	Ø OD	Working Pressure --	Working Pressure (SF 2,3:1)	Burst Pressure	Bend Radius	Weight	Insert ID
4,8 mm	13,3 mm	--	3.035 bar	7.000 bar	210 mm	0,450 kg/m	2,5 mm
0,19 inch	0,52 inch	--	44.000 psi	101.500 psi	8,27 inch	0,302 lbs/ft	0,10 inch

Sleeve

Part no.	Thread	Material	Dimensions (mm) A	B	C	
Sleeve						
10560136	-	Steel	17,8	68	-	-

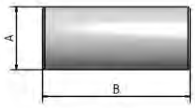

Insert

Part no.	Thread	Material	Nut	Dimensions (mm) A	B	C	
HP fitting							
40560294E	1/4"x28UNF LH	Stainless steel	-	2,5	99	14,3	-
40560284E	3/8"x24UNF LH	Stainless steel	-	3,2	112	19,1	-
40560264E	9/16"x18UNF LH	Stainless steel	-	4,8	124	23,8	-
40560274E	M14x1,5 LH	Stainless steel	-	4,8	124	23,8	-
Universal female swivel 24°/60°							
20560314E	G1/4"	Stainless steel	50560301	2,5	84	-	22

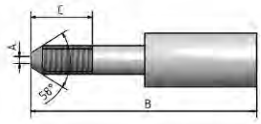

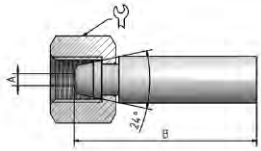

© Copyright by SPIR STAR® | Revision 10.10.2023

Insert

Part no.	Thread	Material	Nut	Dimensions (mm) A	B	C	
Universal female swivel 24°/60° light							
20560164E	M14x1,5	Stainless steel	50540101	2,5	76	-	19
Type M female swivel							
20560694E	9/16"x18UNF	Stainless steel	50560605, 50560601	2,5	77	-	22
HP female swivel							
20560614E	9/16"x18UNF	Stainless steel	50560605, 50560601	2,5	73	-	22

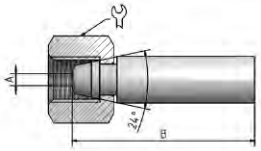

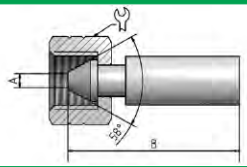

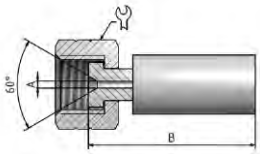

Swivel nut

Part no.	Thread	Material	Relief bores	Dimensions (mm) A	B	C	
Swivel nut							
50560601	9/16"x18UNF	Steel	1 radial	9,2	18	14	22
50560605	9/16"x18UNF	AISI 316	1 radial	9,2	18	14	22
50560301	G1/4"	Steel	1 radial	9,2	19	11	22
50540101	M14x1,5	Steel	1 radial	9,2	16,5	8,5	19

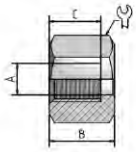

Tube cleaning accessories

Part no.	Thread	Material		Dimensions (mm) A	B	C	
Stop sleeve							
1.84105601E	-	Steel	-	17,8	68	-	-
Marking ring							
1.851618.5	-	AISI 316	-	16,3	10	-	-

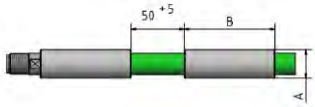

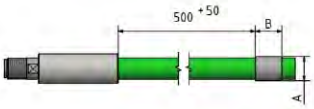

Production related variations of the burst pressure of up to 5 % are possible. Other colors upon request.

The safety factors between the burst pressure and the working pressure as well as the test pressure depend on the operating conditions. For gaseous media the outer cover is to be pinpricked.

Regarding the safety factor for gaseous media please contact your local SPIR STAR® assembling center.

The indicated working pressure refers to the hose only. Depending on the used fitting the permitted working pressure of a hose assembly may be less.

**) Blast-Pro® fittings may only be used for tube cleaning operations inside the tube. They have not been designed for the use outside of tubes.*

We reserve our rights for technical changes without notice. Subject to printing errors.

© Copyright by SPIR STAR® | Revision 10.10.2023

Hose Type 5mmUHP®

5UHP075

ID5 - Series: E

Applications

Waterblast: Surface preparation (concrete removal, surface cleaning of buildings, paint removal), tank and vessel cleaning, ultra high-pressure waterjet cutting and hydro demolition (cutting and demolition of armoured concrete, pipelines, paper or steel)

Hydraulics: Pressure test equipment (valves, tooling and control panels), hydroforming

Technical Information

Inner Core: Polyoxymethylene (POM)

Pressure Support: 8 layers of high-tensile steel wire

Outer Cover: Polyamide (PA)

Color: Orange

Temperature: -30°C to +60°C [-22°F to 140°F]

Ø ID	Ø OD	Working Pressure --	Working Pressure (SF 2,5:1)	Burst Pressure	Bend Radius	Weight	Insert ID
4,5 mm	15,3 mm	--	3.200 bar	8.000 bar	250 mm	0,693 kg/m	2,5 mm
0,18 inch	0,60 inch	--	46.400 psi	116.000 psi	9,84 inch	0,464 lbs/ft	0,10 inch

Sleeve

Part no.	Thread	Material	Dimensions (mm) A	B	C	
Sleeve						
10580116	-	Steel	19,7	68,8	-	-

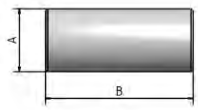

Insert

Part no.	Thread	Material	Nut	Dimensions (mm) A	B	C	
HP fitting							
40560294E	1/4"x28UNF LH	Stainless steel	-	2,5	99	14,3	-
40560284E	3/8"x24UNF LH	Stainless steel	-	3,2	112	19,1	-
40560264E	9/16"x18UNF LH	Stainless steel	-	4,8	124	23,8	-
40560274E	M14x1,5 LH	Stainless steel	-	4,8	124	23,8	-
Universal female swivel 24°/60°							
20560314E	G1/4"	Stainless steel	50560301	2,5	84	-	22
Universal female swivel 24°/60° light							
20560164E	M14x1,5	Stainless steel	50540101	2,5	76	-	19

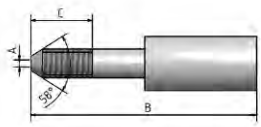

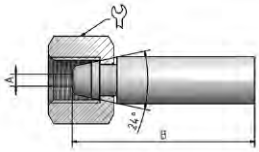

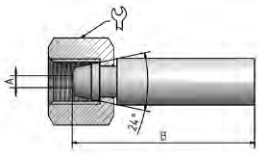

© Copyright by SPIR STAR® | Revision 14.10.2021

Insert

Part no.	Thread	Material	Nut	Dimensions (mm) A	B	C	
Type M female swivel							
20560694E	9/16"x18UNF	Stainless steel	50560605, 50560601	2,5	77	-	22
HP female swivel							
20560614E	9/16"x18UNF	Stainless steel	50560605, 50560601	2,5	73	-	22

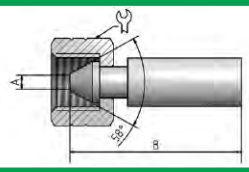

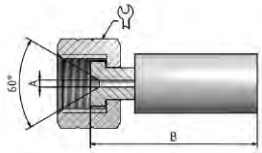

Swivel nut

Part no.	Thread	Material	Relief bores	Dimensions (mm) A	B	C	
Swivel nut							
50560601	9/16"x18UNF	Steel	1 radial	9,2	18	14	22
50560605	9/16"x18UNF	AISI 316	1 radial	9,2	18	14	22
50560301	G1/4"	Steel	1 radial	9,2	19	11	22
50540101	M14x1,5	Steel	1 radial	9,2	16,5	8,5	19

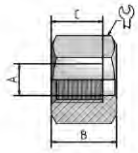

Tube cleaning accessories

Part no.	Thread	Material		Dimensions (mm) A	B	C	
Stop sleeve							
1.84105801E	-	Steel	-	19,7	69	-	-
Marking ring							
1.851720.5	-	AISI 316	-	18,3	10	-	-

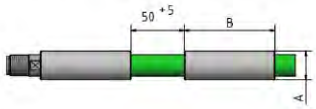

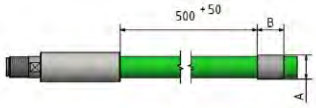

Production related variations of the burst pressure of up to 5 % are possible. Other colors upon request.

The safety factors between the burst pressure and the working pressure as well as the test pressure depend on the operating conditions. For gaseous media the outer cover is to be pinpricked.

Regarding the safety factor for gaseous media please contact your local SPIR STAR® assembling center.

The indicated working pressure refers to the hose only. Depending on the used fitting the permitted working pressure of a hose assembly may be less.

**) Blast-Pro® fittings may only be used for tube cleaning operations inside the tube. They have not been designed for the use outside of tubes.*

We reserve our rights for technical changes without notice. Subject to printing errors.

© Copyright by SPIR STAR® | Revision 14.10.2021

Hose Type 5mmUHP-X

5UHP074-X

ID5 - Series: EB

Applications

Waterblast: Surface preparation (concrete removal, surface cleaning of buildings, paint removal), tank and vessel cleaning, ultra high-pressure waterjet cutting and hydro demolition (cutting and demolition of armoured concrete, pipelines, paper or steel)

Hydraulics: Pressure test equipment (valves, tooling and control panels), hydroforming

Technical Information

Inner Core: Polyoxymethylene (POM)

Pressure Support: 8 layers of high-tensile steel wire

Outer Cover: Polyamide (PA)

Color: Purple red

Temperature: -30°C to +60°C [-22°F to 140°F]

Ø ID	Ø OD	Working Pressure --	Working Pressure (SF 2,0:1)	Burst Pressure	Bend Radius	Weight	Insert ID
4,5 mm	15,3 mm	--	4.000 bar	8.000 bar	250 mm	0,693 kg/m	2,5 mm
0,18 inch	0,60 inch	--	58.000 psi	116.000 psi	9,84 inch	0,464 lbs/ft	0,10 inch

Sleeve

Part no.	Thread	Material	Dimensions (mm) A	B	C	
Sleeve						
10580116	-	Steel	19,7	68,8	-	-

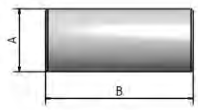

Insert

Part no.	Thread	Material	Nut	Dimensions (mm) A	B	C	
HP fitting							
40560294EB	1/4"x28UNF LH	Stainless steel	-	2,5	99	14,3	-
40560284EB	3/8"x24UNF LH	Stainless steel	-	3,2	112	19,1	-
40560264EB	9/16"x18UNF LH	Stainless steel	-	4,8	124	23,8	-
40560274EB	M14x1,5 LH	Stainless steel	-	4,8	124	23,8	-
Type M female swivel							
20560694EB	9/16"x18UNF	Stainless steel	50560605, 50560601	2,5	85	-	22
HP female swivel							
20560614EB	9/16"x18UNF	Stainless steel	50560605, 50560601	2,5	79	-	22

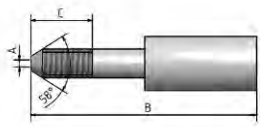

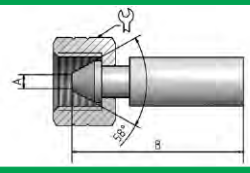

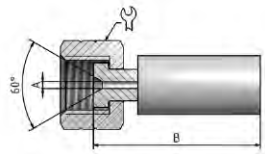

© Copyright by SPIR STAR® | Revision 17.02.2021

Swivel nut

Part no.	Thread	Material	Relief bores	Dimensions (mm) A	B	C	
Swivel nut							
50560601	9/16"x18UNF	Steel	1 radial	9,2	18	14	22
50560605	9/16"x18UNF	AISI 316	1 radial	9,2	18	14	22

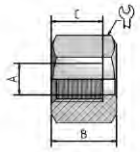

Tube cleaning accessories

Part no.	Thread	Material		Dimensions (mm) A	B	C	
Marking ring							
1.851720.5	-	AISI 316	-	18,3	10	-	-

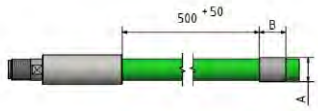

Production related variations of the burst pressure of up to 5 % are possible. Other colors upon request.

The safety factors between the burst pressure and the working pressure as well as the test pressure depend on the operating conditions. For gaseous media the outer cover is to be pinpricked.

Regarding the safety factor for gaseous media please contact your local SPIR STAR® assembling center.

The indicated working pressure refers to the hose only. Depending on the used fitting the permitted working pressure of a hose assembly may be less.

**) Blast-Pro® fittings may only be used for tube cleaning operations inside the tube. They have not been designed for the use outside of tubes.*

We reserve our rights for technical changes without notice. Subject to printing errors.

© Copyright by SPIR STAR® | Revision 17.02.2021

Hose Type 6/2

620793

DuraLife Flex ®

ID6 - Series: A and Q

Applications

Waterblast: Heat exchanger tube cleaning

Hydraulics: Pressure test equipment (valves, tooling and control panels), hydraulic tools (instrumentation packages for gauges, control of service equipment, hydraulic jacks, hydraulic tools)

Technical Information

Inner Core: Polyoxymethylene (POM)

Pressure Support: 2 layers of high-tensile steel wire

Outer Cover: Polyamide (PA)

Color: Yellow

Temperature: -30°C to +70°C [-22°F to 158°F]

Ø ID	Ø OD	Working Pressure --	Working Pressure (SF 2,5:1)	Burst Pressure	Bend Radius	Weight	Insert ID
6,3 mm	11,5 mm	--	1.000 bar	2.500 bar	110 mm	0,175 kg/m	4,0 mm
0,25 inch	0,45 inch	--	14.500 psi	36.250 psi	4,33 inch	0,117 lbs/ft	0,16 inch

Sleeve

Part no.	Thread	Material	Dimensions (mm) A	B	C	
Sleeve						
10620101	-	Steel	13,9	39,6	-	-
10620105	-	AISI 316	13,9	42	-	-

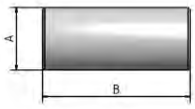

OnePiece Fittings®WS

Part no.	Thread	Material	Hose part	Dimensions (mm) A	B	C	
OnePiece Fittings® with wrench size							
30620461Q	1/4"x18NPTF	Steel	30620462/1Q	13,5	43	14	12
30620361Q	G1/4"	Steel	30620462/1Q	13,5	43	14	12

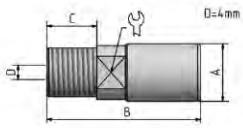

Insert

Part no.	Thread	Material	Nut	Dimensions (mm) A	B	C	
HP fitting							
40620205A	9/16"x18UNF LH	AISI 316	-	4	95	23,8	-

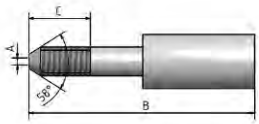

© Copyright by SPIR STAR® | Revision 08.11.2023

Part no.	Thread	Material	Nut	Dimensions (mm) A	B	C		Insert
Male fitting								
30620411A	1/8"x27NPTF	Steel	-	4	58	10	12	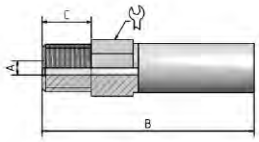
30620401A	1/4"x18NPTF	Steel	-	4	68	14	14	
30620405A	1/4"x18NPTF	AISI 316	-	4	68	14	14	
30620451A	3/8"x18NPTF	Steel	-	4	64	14	17	
30620041A	M10x1	Steel	-	4	65	12	12	
30620311A	G1/8"	Steel	-	4	60	12	9	
Male fitting 60° internal cone								
30620341A	G1/4"	Steel	-	4	62,5	12	14	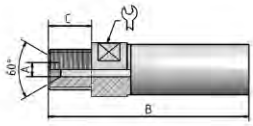
30620321A	G3/8"	Steel	-	4	60,5	12	17	
Male fitting 100° external cone								
30620361A	G1/4"	Steel	-	4	67	18	17	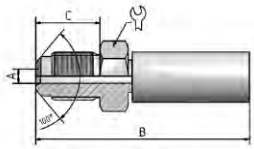
Male fitting for USIT® Ring								
30620391A	G1/4"	Steel	-	4,0	61	11	22	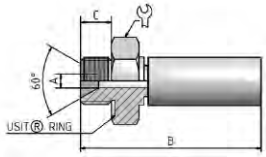
30620351A	G3/8"	Steel	-	4	61	11	24	
Male fitting flat seal								
30620381A	G1/4"	Steel	-	4	66	15	12	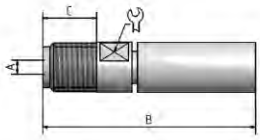
Male fitting DIN3852 T2 form A								
30620301A	G1/4"	Steel	-	4	64	12	19	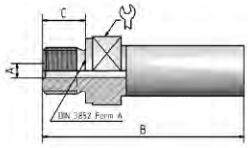
Female fitting NPT/NPTF								
30620441A	1/4"x18NPTF	Steel	-	4	66,5	20	19	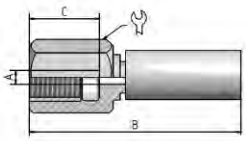

© Copyright by SPIR STAR® | Revision 08.11.2023

Part no.	Thread	Material	Nut	Dimensions (mm) A	B	C		Insert
Universal female swivel 24°/60°								
20620301A	G1/4"	Steel	50540301	4	55	-	19	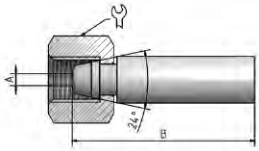
20620305A	G1/4"	AISI 316	50540305	4	55	-	19	
Universal female swivel 24°/60° light								
20620101A	M14x1,5	Steel	50540101	4	55	-	19	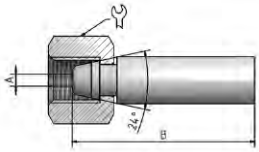
Universal female swivel 24°/60° heavy								
20620141A	M16x1,5	Steel	50620121	4	56	-	19	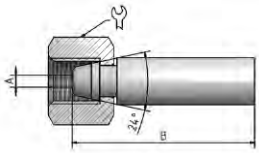
20620145A	M16x1,5	AISI 316	50620125	4	56	-	19	
Female swivel with O-Ring								
20620241A	M18x1,5	Steel	50620201	4	65	-	22	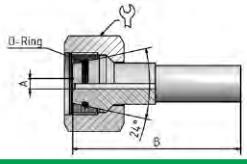
20620211A	M22x1,5	Steel	51060201, 51060205	4	75	-	30	
20620042A	M24x1,5	Steel	51321206	4	73	-	32	
Type M female swivel								
20620641A	9/16"x18UNF	Steel	50540601	4	57	-	19	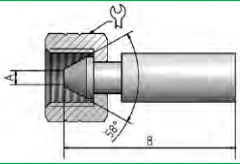
20620645A	9/16"x18UNF	AISI 316	50540605	4	57	-	19	
JIC female swivel								
S20630615A	9/16"x18UNF	AISI 316	S5063615	4	53	-	19	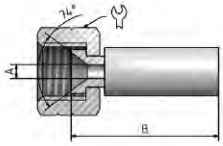

© Copyright by SPIR STAR® | Revision 08.11.2023

Swivel nut

Part no.	Thread	Material	Relief bores	Dimensions (mm) A	B	C	
Swivel nut							
50540601	9/16"x18UNF	Steel	1 radial	9,2	18	14	19
50540605	9/16"x18UNF	AISI 316	1 radial	9,2	18	14	19
S5063615	9/16"x18UNF	AISI 316	1 radial	9,5	18	14	19
50540301	G1/4"	Steel	1 radial	9,2	16,5	8,5	19
50540305	G1/4"	AISI 316	1 radial	9,2	16,5	8,5	19
50540101	M14x1,5	Steel	1 radial	9,2	16,5	8,5	19
50620121	M16x1,5	Steel	1 radial	9,2	17,5	10	19
50620125	M16x1,5	AISI 316	1 radial	9,5	17,5	10	19
50620201	M18x1,5	Steel	1 radial	9,2	22	12	22
51060201	M22x1,5	Steel	2 axial	14,2	23	14	30
51060205	M22x1,5	AISI 316	2 axial	14,2	25	14	30
51321206	M24x1,5	Steel	2 axial	16,8	23	16	32

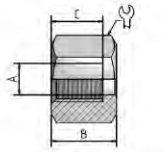

Tube cleaning accessories

Part no.	Thread	Material		Dimensions (mm) A	B	C	
Stop sleeve							
1.84106201A	-	Steel	-	13,9	42	-	-
1.84306201Q	-	Steel	-	13,5	25	-	-

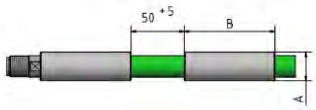

Marking ring							
1.851316.5	-	AISI 316	-	14,5	10	-	-

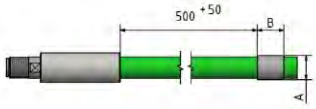

Production related variations of the burst pressure of up to 5 % are possible. Other colors upon request.

The safety factors between the burst pressure and the working pressure as well as the test pressure depend on the operating conditions. For gaseous media the outer cover is to be pinpricked.

Regarding the safety factor for gaseous media please contact your local SPIR STAR® assembling center.

The indicated working pressure refers to the hose only. Depending on the used fitting the permitted working pressure of a hose assembly may be less.

**) Blast-Pro® fittings may only be used for tube cleaning operations inside the tube. They have not been designed for the use outside of tubes.*

We reserve our rights for technical changes without notice. Subject to printing errors.

© Copyright by SPIR STAR® | Revision 08.11.2023

Hose Type 6/2-1100

62070.1100

DuraLife Flex ®

ID6 - Series: A and Q

Applications

Waterblast: Heat exchanger tube cleaning

Hydraulics: Pressure test equipment (valves, tooling and control panels), hydraulic tools (instrumentation packages for gauges, control of service equipment, hydraulic jacks, hydraulic tools)

Technical Information

Inner Core: Polyoxymethylene (POM)

Pressure Support: 2 layers of high-tensile steel wire

Outer Cover: Polyamide (PA)

Color: Green

Temperature: -30°C to +70°C [-22°F to 158°F]

Ø ID	Ø OD	Working Pressure --	Working Pressure (SF 2,5:1)	Burst Pressure	Bend Radius	Weight	Insert ID
6,3 mm	11,6 mm	--	1.100 bar	2.750 bar	110 mm	0,175 kg/m	4,0 mm
0,25 inch	0,46 inch	--	15.950 psi	39.875 psi	4,33 inch	0,117 lbs/ft	0,16 inch

Sleeve

Part no.	Thread	Material	Dimensions (mm) A	B	C	
Sleeve						
10620101	-	Steel	13,9	39,6	-	-
10620105	-	AISI 316	13,9	42	-	-

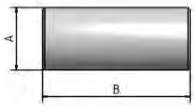

OnePiece Fittings®WS

Part no.	Thread	Material	Hose part	Dimensions (mm) A	B	C	
OnePiece Fittings® with wrench size							
30620461Q	1/4"x18NPTF	Steel	30620462/1Q	13,5	43	14	12
30620361Q	G1/4"	Steel	30620462/1Q	13,5	43	14	12

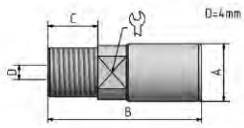

Insert

Part no.	Thread	Material	Nut	Dimensions (mm) A	B	C	
HP fitting							
40620205A	9/16"x18UNF LH	AISI 316	-	4	95	23,8	-

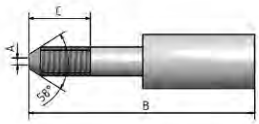

© Copyright by SPIR STAR® | Revision 19.10.2020

Part no.	Thread	Material	Nut	Dimensions (mm) A	B	C		Insert
Male fitting								
30620411A	1/8"x27NPTF	Steel	-	4	58	10	12	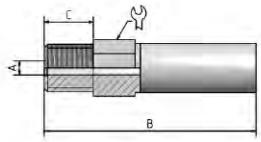
30620401A	1/4"x18NPTF	Steel	-	4	68	14	14	
30620405A	1/4"x18NPTF	AISI 316	-	4	68	14	14	
30620451A	3/8"x18NPTF	Steel	-	4	64	14	17	
30620041A	M10x1	Steel	-	4	65	12	12	
30620311A	G1/8"	Steel	-	4	60	12	9	
Male fitting 60° internal cone								
30620341A	G1/4"	Steel	-	4	62,5	12	14	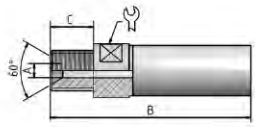
30620321A	G3/8"	Steel	-	4	60,5	12	17	
Male fitting 100° external cone								
30620361A	G1/4"	Steel	-	4	67	18	17	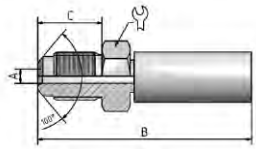
Male fitting for USIT® Ring								
30620391A	G1/4"	Steel	-	4,0	61	11	22	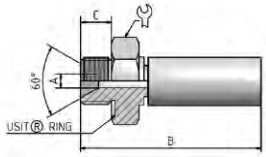
30620351A	G3/8"	Steel	-	4	61	11	24	
Male fitting flat seal								
30620381A	G1/4"	Steel	-	4	66	15	12	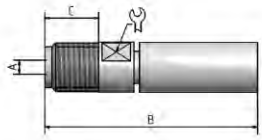
Male fitting DIN3852 T2 form A								
30620301A	G1/4"	Steel	-	4	64	12	19	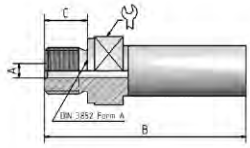
Female fitting NPT/NPTF								
30620441A	1/4"x18NPTF	Steel	-	4	66,5	20	19	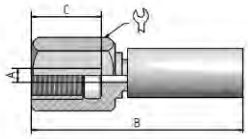
Universal female swivel 24°/60°								
20620301A	G1/4"	Steel	50540301	4	55	-	19	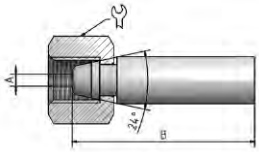
20620305A	G1/4"	AISI 316	50540305	4	55	-	19	

© Copyright by SPIR STAR® | Revision 19.10.2020

Insert

Part no.	Thread	Material	Nut	Dimensions (mm) A	B	C	
Universal female swivel 24°/60° light							
20620101A	M14x1,5	Steel	50540101	4	55	-	19
Universal female swivel 24°/60° heavy							
20620141A	M16x1,5	Steel	50620121	4	56	-	19
20620145A	M16x1,5	AISI 316	50620125	4	56	-	19
Female swivel with O-Ring							
20620241A	M18x1,5	Steel	50620201	4	65	-	22
20620211A	M22x1,5	Steel	51060201, 51060205	4	75	-	30
20620042A	M24x1,5	Steel	51321206	4	73	-	32
Type M female swivel							
20620641A	9/16"x18UNF	Steel	50540601	4	57	-	19
20620645A	9/16"x18UNF	AISI 316	50540605	4	57	-	19
JIC female swivel							
S20630615A	9/16"x18UNF	AISI 316	S5063615	4	53	-	19

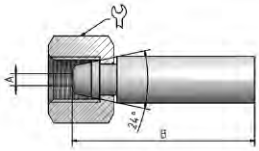

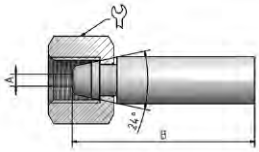

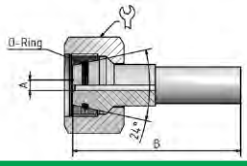

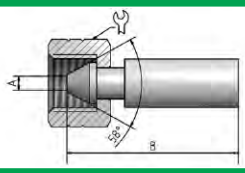

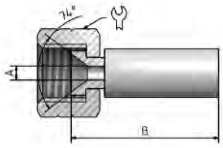

Swivel nut

Part no.	Thread	Material	Relief bores	Dimensions (mm) A	B	C	
Swivel nut							
50540601	9/16"x18UNF	Steel	1 radial	9,2	18	14	19
50540605	9/16"x18UNF	AISI 316	1 radial	9,2	18	14	19
S5063615	9/16"x18UNF	AISI 316	1 radial	9,5	18	14	19
50540301	G1/4"	Steel	1 radial	9,2	16,5	8,5	19
50540305	G1/4"	AISI 316	1 radial	9,2	16,5	8,5	19
50540101	M14x1,5	Steel	1 radial	9,2	16,5	8,5	19
50620121	M16x1,5	Steel	1 radial	9,2	17,5	10	19
50620125	M16x1,5	AISI 316	1 radial	9,5	17,5	10	19
50620201	M18x1,5	Steel	1 radial	9,2	22	12	22
51060201	M22x1,5	Steel	2 axial	14,2	23	14	30
51060205	M22x1,5	AISI 316	2 axial	14,2	25	14	30
51321206	M24x1,5	Steel	2 axial	16,8	23	16	32

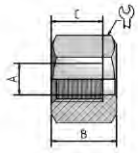

© Copyright by SPIR STAR® | Revision 19.10.2020

Tube cleaning accessories

Part no.	Thread	Material		Dimensions (mm) A	B	C	
Stop sleeve							
1.84106201A	-	Steel	-	13,9	42	-	-
1.84306201Q	-	Steel	-	13,5	25	-	-
Marking ring							
1.851316.5	-	AISI 316	-	14,6	10	-	-

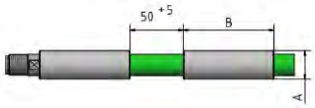

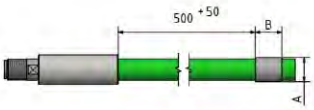

Production related variations of the burst pressure of up to 5 % are possible. Other colors upon request.

The safety factors between the burst pressure and the working pressure as well as the test pressure depend on the operating conditions. For gaseous media the outer cover is to be pinpricked.

Regarding the safety factor for gaseous media please contact your local SPIR STAR® assembling center.

The indicated working pressure refers to the hose only. Depending on the used fitting the permitted working pressure of a hose assembly may be less.

**) Blast-Pro® fittings may only be used for tube cleaning operations inside the tube. They have not been designed for the use outside of tubes.*

We reserve our rights for technical changes without notice. Subject to printing errors.

© Copyright by SPIR STAR® | Revision 19.10.2020

Hose Type 6/2OK

62OK070

ID6 - Series: KQ

Applications

Waterblast: Heat exchanger tube cleaning

Hydraulics: Pressure test equipment (valves, tooling and control panels), hydraulic tools (instrumentation packages for gauges, control of service equipment, hydraulic jacks, hydraulic tools)

Technical Information

Inner Core: Polyoxymethylene (POM)

Pressure Support: 2 layers of high-tensile steel wire

Outer Cover: Polyamide (PA) in green

Color: 1 braided layer of stainless steel wire

Temperature: -30°C to +60°C [-22°F to 140°F]

Ø ID	Ø OD	Working Pressure --	Working Pressure (SF 2,5:1)	Burst Pressure	Bend Radius	Weight	Insert ID
6,2 mm	13,1 mm	--	1.000 bar	2.500 bar	110 mm	0,306 kg/m	4,0 mm
0,24 inch	0,52 inch	--	14.500 psi	36.250 psi	4,33 inch	0,205 lbs/ft	0,16 inch

OnePiece Fittings®WS

Part no.	Thread	Material	Hose part	Dimensions (mm) A	B	C	
OnePiece Fittings® with wrench size							
30630451KQ	1/4"x18NPTF	Steel	30620462/1Q	15	43	14	12

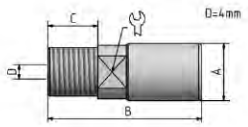

Production related variations of the burst pressure of up to 5 % are possible. Other colors upon request.

The safety factors between the burst pressure and the working pressure as well as the test pressure depend on the operating conditions. For gaseous media the outer cover is to be pinpricked.

Regarding the safety factor for gaseous media please contact your local SPIR STAR® assembling center.

The indicated working pressure refers to the hose only. Depending on the used fitting the permitted working pressure of a hose assembly may be less.

**) Blast-Pro® fittings may only be used for tube cleaning operations inside the tube. They have not been designed for the use outside of tubes.*

We reserve our rights for technical changes without notice. Subject to printing errors.

© Copyright by SPIR STAR® | Revision 16.02.2017

Hose Type 6/2K

62K222

ID6 - Series: A

Applications

Hydraulics: Hydraulic tools (instrumentation packages for gauges, control of service equipment, hydraulic jacks, hydraulic tools)

Oil and Gas: Grease injection, control of subsea hydraulic components

Technical Information

Inner Core: Polyamide (PA)

Pressure Support: 2 layers of high-tensile steel wire
1 braided layer of steel wire

Outer Cover: Polyurethane (TPU)

Color: Black

Temperature: -30°C to +60°C [-22°F to 140°F]

Ø ID	Ø OD	Working Pressure --	Working Pressure (SF 2,5:1)	Burst Pressure	Bend Radius	Weight	Insert ID
6,2 mm	12,9 mm	--	1.120 bar	2.800 bar	95 mm	0,300 kg/m	4,0 mm
0,24 inch	0,51 inch	--	16.240 psi	40.600 psi	3,74 inch	0,201 lbs/ft	0,16 inch

Sleeve

Part no.	Thread	Material	Dimensions (mm) A	B	C	
Sleeve						
10630101	-	Steel	14,1	39,7	-	-

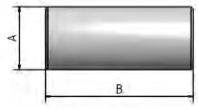

Insert

Part no.	Thread	Material	Nut	Dimensions (mm) A	B	C	
HP fitting							
40620205A	9/16"x18UNF LH	AISI 316	-	4	95	23,8	-
Male fitting							
30620411A	1/8"x27NPTF	Steel	-	4	58	10	12
30620401A	1/4"x18NPTF	Steel	-	4	68	14	14
30620405A	1/4"x18NPTF	AISI 316	-	4	68	14	14
30620451A	3/8"x18NPTF	Steel	-	4	64	14	17
30620041A	M10x1	Steel	-	4	65	12	12
30620311A	G1/8"	Steel	-	4	60	12	9
Male fitting 60° internal cone							
30620341A	G1/4"	Steel	-	4	62,5	12	14
30620321A	G3/8"	Steel	-	4	60,5	12	17

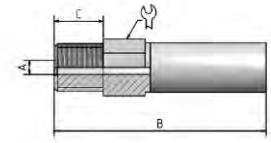

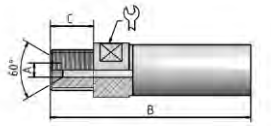

© Copyright by SPIR STAR® | Revision 29.07.2016

Part no.	Thread	Material	Nut	Dimensions (mm) A	B	C		Insert
Male fitting 100° external cone								
30620361A	G1/4"	Steel	-	4	67	18	17	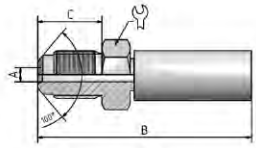
Male fitting for USIT® Ring								
30620391A	G1/4"	Steel	-	4,0	61	11	22	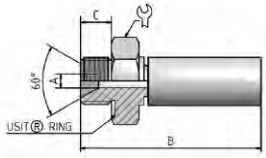
30620351A	G3/8"	Steel	-	4	61	11	24	
Male fitting flat seal								
30620381A	G1/4"	Steel	-	4	66	15	12	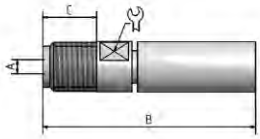
Male fitting DIN3852 T2 form A								
30620301A	G1/4"	Steel	-	4	64	12	19	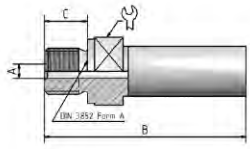
Female fitting NPT/NPTF								
30620441A	1/4"x18NPTF	Steel	-	4	66,5	20	19	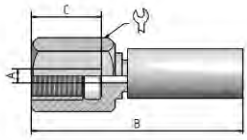
Universal female swivel 24°/60°								
20620301A	G1/4"	Steel	50540301	4	55	-	19	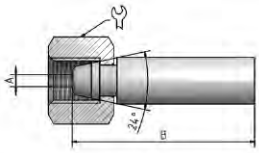
20620305A	G1/4"	AISI 316	50540305	4	55	-	19	
Universal female swivel 24°/60° light								
20620101A	M14x1,5	Steel	50540101	4	55	-	19	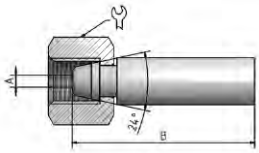
Universal female swivel 24°/60° heavy								
20620141A	M16x1,5	Steel	50620121	4	56	-	19	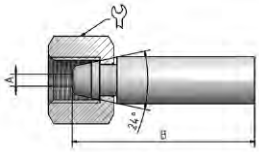
20620145A	M16x1,5	AISI 316	50620125	4	56	-	19	

© Copyright by SPIR STAR® | Revision 29.07.2016

Insert

Part no.	Thread	Material	Nut	Dimensions (mm) A	B	C	
Female swivel with O-Ring							
20620241A	M18x1,5	Steel	50620201	4	65	-	22
20620211A	M22x1,5	Steel	51060201, 51060205	4	75	-	30
20620042A	M24x1,5	Steel	51321206	4	73	-	32
Type M female swivel							
20620641A	9/16"x18UNF	Steel	50540601	4	57	-	19
20620645A	9/16"x18UNF	AISI 316	50540605	4	57	-	19
JIC female swivel							
S20630615A	9/16"x18UNF	AISI 316	S5063615	4	53	-	19

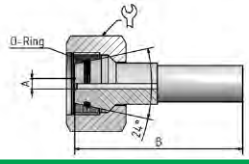

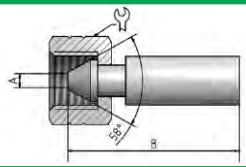

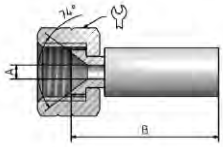

Swivel nut

Part no.	Thread	Material	Relief bores	Dimensions (mm) A	B	C	
Swivel nut							
50540601	9/16"x18UNF	Steel	1 radial	9,2	18	14	19
50540605	9/16"x18UNF	AISI 316	1 radial	9,2	18	14	19
S5063615	9/16"x18UNF	AISI 316	1 radial	9,5	18	14	19
50540301	G1/4"	Steel	1 radial	9,2	16,5	8,5	19
50540305	G1/4"	AISI 316	1 radial	9,2	16,5	8,5	19
50540101	M14x1,5	Steel	1 radial	9,2	16,5	8,5	19
50620121	M16x1,5	Steel	1 radial	9,2	17,5	10	19
50620125	M16x1,5	AISI 316	1 radial	9,5	17,5	10	19
50620201	M18x1,5	Steel	1 radial	9,2	22	12	22
51060201	M22x1,5	Steel	2 axial	14,2	23	14	30
51060205	M22x1,5	AISI 316	2 axial	14,2	25	14	30
51321206	M24x1,5	Steel	2 axial	16,8	23	16	32

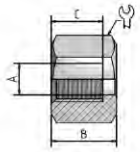

Production related variations of the burst pressure of up to 5 % are possible. Other colors upon request.

The safety factors between the burst pressure and the working pressure as well as the test pressure depend on the operating conditions. For gaseous media the outer cover is to be pinpricked.

Regarding the safety factor for gaseous media please contact your local SPIR STAR® assembling center.

The indicated working pressure refers to the hose only. Depending on the used fitting the permitted working pressure of a hose assembly may be less.

**) Blast-Pro® fittings may only be used for tube cleaning operations inside the tube. They have not been designed for the use outside of tubes.*

We reserve our rights for technical changes without notice. Subject to printing errors.

© Copyright by SPIR STAR® | Revision 29.07.2016

Hose Type 6/2W

62W222

ID6 - Series: A

Applications

Waterblast: Heat exchanger tube cleaning

Hydraulics: Pressure test equipment (valves, tooling and control panels), hydraulic tools (instrumentation packages for gauges, control of service equipment, hydraulic jacks, hydraulic tools)

Oil and Gas: Grease injection, control of subsea hydraulic components

Technical Information

Inner Core: Polyamide (PA)

Pressure Support: 2 open layers, 2 dense layers of high-tensile steel wire

Outer Cover: Polyurethane (TPU)

Color: Black

Temperature: -30°C to +60°C [-22°F to 140°F]

Ø ID	Ø OD	Working Pressure --	Working Pressure (SF 2,5:1)	Burst Pressure	Bend Radius	Weight	Insert ID
6,0 mm	12,0 mm	--	1.280 bar	3.200 bar	95 mm	0,230 kg/m	4,0 mm
0,24 inch	0,47 inch	--	18.560 psi	46.400 psi	3,74 inch	0,154 lbs/ft	0,16 inch

Sleeve

Part no.	Thread	Material	Dimensions (mm) A	B	C	
Sleeve						
10630191W	-	Steel	15,4	41,3	-	-
10630195W	-	AISI 316	15,4	40,5	-	-

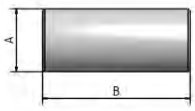

Insert

Part no.	Thread	Material	Nut	Dimensions (mm) A	B	C	
HP fitting							
40620205A	9/16"x18UNF LH	AISI 316	-	4	95	23,8	-
Male fitting							
30620411A	1/8"x27NPTF	Steel	-	4	58	10	12
30620401A	1/4"x18NPTF	Steel	-	4	68	14	14
30620405A	1/4"x18NPTF	AISI 316	-	4	68	14	14
30620451A	3/8"x18NPTF	Steel	-	4	64	14	17
30620041A	M10x1	Steel	-	4	65	12	12
30620311A	G1/8"	Steel	-	4	60	12	9

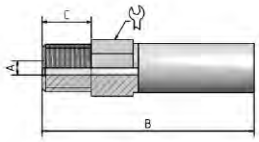

© Copyright by SPIR STAR® | Revision 06.08.2021

Part no.	Thread	Material	Nut	Dimensions (mm) A	B	C		Insert
Male fitting 60° internal cone								
30620341A	G1/4"	Steel	-	4	62,5	12	14	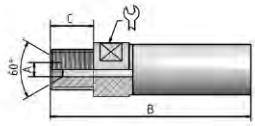
30620321A	G3/8"	Steel	-	4	60,5	12	17	
Male fitting 100° external cone								
30620361A	G1/4"	Steel	-	4	67	18	17	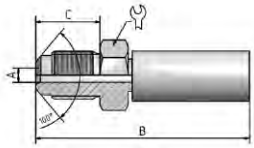
Male fitting for USIT® Ring								
30620391A	G1/4"	Steel	-	4,0	61	11	22	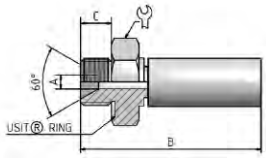
30620351A	G3/8"	Steel	-	4	61	11	24	
Male fitting flat seal								
30620381A	G1/4"	Steel	-	4	66	15	12	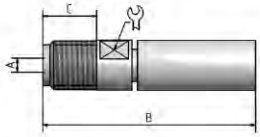
Male fitting DIN3852 T2 form A								
30620301A	G1/4"	Steel	-	4	64	12	19	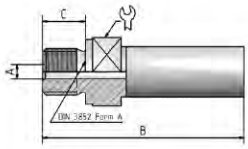
Female fitting NPT/NPTF								
30620441A	1/4"x18NPTF	Steel	-	4	66,5	20	19	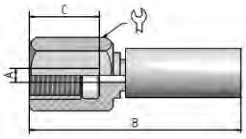
Universal female swivel 24°/60°								
20620301A	G1/4"	Steel	50540301	4	55	-	19	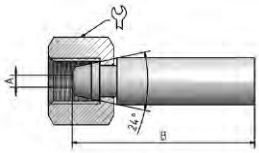
20620305A	G1/4"	AISI 316	50540305	4	55	-	19	
Universal female swivel 24°/60° light								
20620101A	M14x1,5	Steel	50540101	4	55	-	19	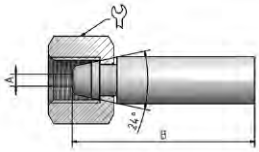

© Copyright by SPIR STAR® | Revision 06.08.2021

Insert

Part no.	Thread	Material	Nut	Dimensions (mm) A	B	C	
Universal female swivel 24°/60° heavy							
20620141A	M16x1,5	Steel	50620121	4	56	-	19
20620145A	M16x1,5	AISI 316	50620125	4	56	-	19
Female swivel with O-Ring							
20620241A	M18x1,5	Steel	50620201	4	65	-	22
20620211A	M22x1,5	Steel	51060201, 51060205	4	75	-	30
20620042A	M24x1,5	Steel	51321206	4	73	-	32
Type M female swivel							
20620641A	9/16"x18UNF	Steel	50540601	4	57	-	19
20620645A	9/16"x18UNF	AISI 316	50540605	4	57	-	19
JIC female swivel							
S20630615A	9/16"x18UNF	AISI 316	S5063615	4	53	-	19

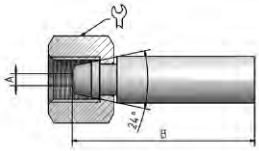

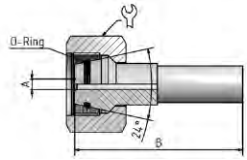

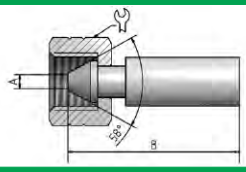

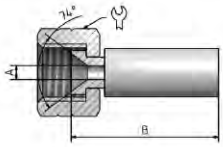

Swivel nut

Part no.	Thread	Material	Relief bores	Dimensions (mm) A	B	C	
Swivel nut							
50540601	9/16"x18UNF	Steel	1 radial	9,2	18	14	19
50540605	9/16"x18UNF	AISI 316	1 radial	9,2	18	14	19
S5063615	9/16"x18UNF	AISI 316	1 radial	9,5	18	14	19
50540301	G1/4"	Steel	1 radial	9,2	16,5	8,5	19
50540305	G1/4"	AISI 316	1 radial	9,2	16,5	8,5	19
50540101	M14x1,5	Steel	1 radial	9,2	16,5	8,5	19
50620121	M16x1,5	Steel	1 radial	9,2	17,5	10	19
50620125	M16x1,5	AISI 316	1 radial	9,5	17,5	10	19
50620201	M18x1,5	Steel	1 radial	9,2	22	12	22
51060201	M22x1,5	Steel	2 axial	14,2	23	14	30
51060205	M22x1,5	AISI 316	2 axial	14,2	25	14	30
51321206	M24x1,5	Steel	2 axial	16,8	23	16	32

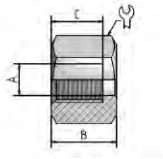

Production related variations of the burst pressure of up to 5 % are possible. Other colors upon request.

The safety factors between the burst pressure and the working pressure as well as the test pressure depend on the operating conditions. For gaseous media the outer cover is to be pinpricked.

Regarding the safety factor for gaseous media please contact your local SPIR STAR® assembling center.

The indicated working pressure refers to the hose only. Depending on the used fitting the permitted working pressure of a hose assembly may be less.

**) Blast-Pro® fittings may only be used for tube cleaning operations inside the tube. They have not been designed for the use outside of tubes.*

We reserve our rights for technical changes without notice. Subject to printing errors.

© Copyright by SPIR STAR® | Revision 06.08.2021

Hose Type 6/2WL

62WL222

ID6 - Series: A

Applications

Hydraulics: Pressure test equipment (valves, tooling and control panels), hydraulic tools (instrumentation packages for gauges, control of service equipment, hydraulic jacks, hydraulic tools)

Oil and Gas: Grease injection, control of subsea hydraulic components

Technical Information

Inner Core: Polyamide (PA)

Pressure Support: 2 open layers, 2 dense layers of high-tensile steel wire

Outer Cover: Polyurethane (TPU)

Color: Black

Temperature: -30°C to +60°C [-22°F to 140°F]

Ø ID	Ø OD	Working Pressure --	Working Pressure (SF 2,5:1)	Burst Pressure	Bend Radius	Weight	Insert ID
5,9 mm	12,0 mm	--	1.200 bar	3.000 bar	80 mm	0,237 kg/m	4,0 mm
0,23 inch	0,47 inch	--	17.400 psi	43.500 psi	3,15 inch	0,159 lbs/ft	0,16 inch

Sleeve

Part no.	Thread	Material	Dimensions (mm) A	B	C	
Sleeve						
10630191W	-	Steel	15,4	41,3	-	-
10630195W	-	AISI 316	15,4	40,5	-	-

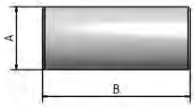

Insert

Part no.	Thread	Material	Nut	Dimensions (mm) A	B	C	
HP fitting							
40620205A	9/16"x18UNF LH	AISI 316	-	4	95	23,8	-
Male fitting							
30620411A	1/8"x27NPTF	Steel	-	4	58	10	12
30620401A	1/4"x18NPTF	Steel	-	4	68	14	14
30620405A	1/4"x18NPTF	AISI 316	-	4	68	14	14
30620451A	3/8"x18NPTF	Steel	-	4	64	14	17
30620041A	M10x1	Steel	-	4	65	12	12
30620311A	G1/8"	Steel	-	4	60	12	9
Male fitting 60° internal cone							
30620341A	G1/4"	Steel	-	4	62,5	12	14
30620321A	G3/8"	Steel	-	4	60,5	12	17

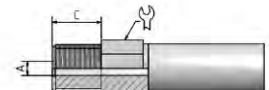

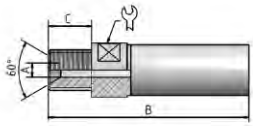

© Copyright by SPIR STAR® | Revision 11.11.2020

Part no.	Thread	Material	Nut	Dimensions (mm) A	B	C		Insert
Male fitting 100° external cone								
30620361A	G1/4"	Steel	-	4	67	18	17	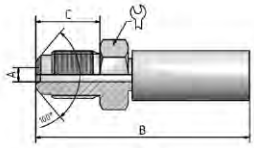
Male fitting for USIT® Ring								
30620391A	G1/4"	Steel	-	4,0	61	11	22	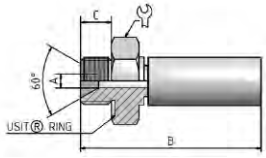
30620351A	G3/8"	Steel	-	4	61	11	24	
Male fitting flat seal								
30620381A	G1/4"	Steel	-	4	66	15	12	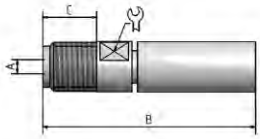
Male fitting DIN3852 T2 form A								
30620301A	G1/4"	Steel	-	4	64	12	19	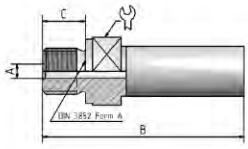
Female fitting NPT/NPTF								
30620441A	1/4"x18NPTF	Steel	-	4	66,5	20	19	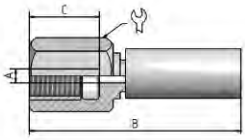
Universal female swivel 24°/60°								
20620301A	G1/4"	Steel	50540301	4	55	-	19	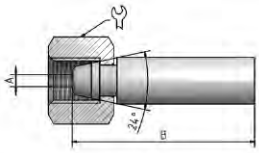
20620305A	G1/4"	AISI 316	50540305	4	55	-	19	
Universal female swivel 24°/60° light								
20620101A	M14x1,5	Steel	50540101	4	55	-	19	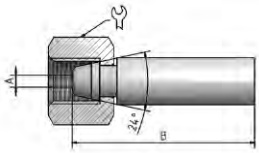
Universal female swivel 24°/60° heavy								
20620141A	M16x1,5	Steel	50620121	4	56	-	19	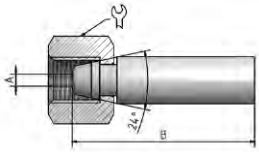
20620145A	M16x1,5	AISI 316	50620125	4	56	-	19	

© Copyright by SPIR STAR® | Revision 11.11.2020

Insert

Part no.	Thread	Material	Nut	Dimensions (mm) A	B	C	
Female swivel with O-Ring							
20620241A	M18x1,5	Steel	50620201	4	65	-	22
20620211A	M22x1,5	Steel	51060201, 51060205	4	75	-	30
20620042A	M24x1,5	Steel	51321206	4	73	-	32
Type M female swivel							
20620641A	9/16"x18UNF	Steel	50540601	4	57	-	19
20620645A	9/16"x18UNF	AISI 316	50540605	4	57	-	19
JIC female swivel							
S20630615A	9/16"x18UNF	AISI 316	S5063615	4	53	-	19

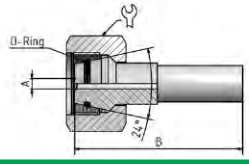

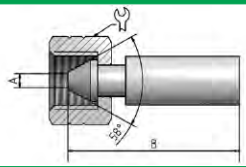

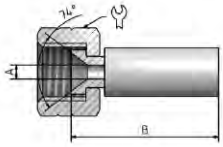

Swivel nut

Part no.	Thread	Material	Relief bores	Dimensions (mm) A	B	C	
Swivel nut							
50540601	9/16"x18UNF	Steel	1 radial	9,2	18	14	19
50540605	9/16"x18UNF	AISI 316	1 radial	9,2	18	14	19
S5063615	9/16"x18UNF	AISI 316	1 radial	9,5	18	14	19
50540301	G1/4"	Steel	1 radial	9,2	16,5	8,5	19
50540305	G1/4"	AISI 316	1 radial	9,2	16,5	8,5	19
50540101	M14x1,5	Steel	1 radial	9,2	16,5	8,5	19
50620121	M16x1,5	Steel	1 radial	9,2	17,5	10	19
50620125	M16x1,5	AISI 316	1 radial	9,5	17,5	10	19
50620201	M18x1,5	Steel	1 radial	9,2	22	12	22
51060201	M22x1,5	Steel	2 axial	14,2	23	14	30
51060205	M22x1,5	AISI 316	2 axial	14,2	25	14	30
51321206	M24x1,5	Steel	2 axial	16,8	23	16	32

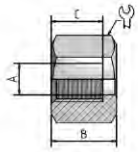

Production related variations of the burst pressure of up to 5 % are possible. Other colors upon request.

The safety factors between the burst pressure and the working pressure as well as the test pressure depend on the operating conditions. For gaseous media the outer cover is to be pinpricked.

Regarding the safety factor for gaseous media please contact your local SPIR STAR® assembling center.

The indicated working pressure refers to the hose only. Depending on the used fitting the permitted working pressure of a hose assembly may be less.

**) Blast-Pro® fittings may only be used for tube cleaning operations inside the tube. They have not been designed for the use outside of tubes.*

We reserve our rights for technical changes without notice. Subject to printing errors.

© Copyright by SPIR STAR® | Revision 11.11.2020

Hose Type 6/2WL Twin

62WLD2221

ID6 - Series: A

Applications

Hydraulics: Torque wrenching

Technical Information

Inner Core: Polyamide (PA)

Pressure Support: 2 open layers, 2 dense layers of high-tensile steel wire

Outer Cover: Polyurethane (TPU)

Color: Black and blue

Temperature: -30°C to +60°C [-22°F to 140°F]

Ø ID	Ø OD	Working Pressure --	Working Pressure (SF 2,5:1)	Burst Pressure	Bend Radius	Weight	Insert ID
5,9 mm	12,0 mm	--	1.200 bar	3.000 bar	80 mm	0,474 kg/m	4,0 mm
0,23 inch	0,47 inch	--	17.400 psi	43.500 psi	3,15 inch	0,318 lbs/ft	0,16 inch

Sleeve

Part no.	Thread	Material	Dimensions (mm) A	B	C	
Sleeve						
10630191W	-	Steel	15,4	41,3	-	-
10630195W	-	AISI 316	15,4	40,5	-	-

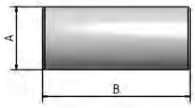

Insert

Part no.	Thread	Material	Nut	Dimensions (mm) A	B	C	
HP fitting							
40620205A	9/16"x18UNF LH	AISI 316	-	4	95	23,8	-
Male fitting							
30620411A	1/8"x27NPTF	Steel	-	4	58	10	12
30620401A	1/4"x18NPTF	Steel	-	4	68	14	14
30620405A	1/4"x18NPTF	AISI 316	-	4	68	14	14
30620451A	3/8"x18NPTF	Steel	-	4	64	14	17
30620041A	M10x1	Steel	-	4	65	12	12
30620311A	G1/8"	Steel	-	4	60	12	9
Male fitting 60° internal cone							
30620341A	G1/4"	Steel	-	4	62,5	12	14
30620321A	G3/8"	Steel	-	4	60,5	12	17

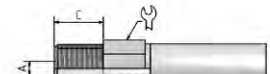

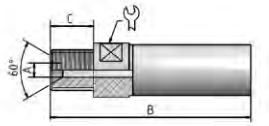

© Copyright by SPIR STAR® | Revision 29.07.2016

Part no.	Thread	Material	Nut	Dimensions (mm) A	B	C		Insert
Male fitting 100° external cone								
30620361A	G1/4"	Steel	-	4	67	18	17	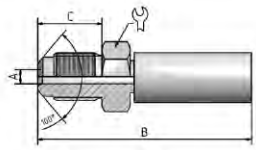
Male fitting for USIT® Ring								
30620391A	G1/4"	Steel	-	4,0	61	11	22	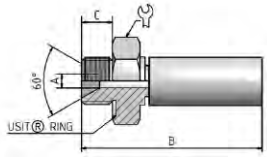
30620351A	G3/8"	Steel	-	4	61	11	24	
Male fitting flat seal								
30620381A	G1/4"	Steel	-	4	66	15	12	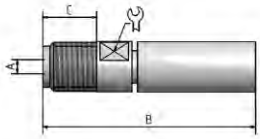
Male fitting DIN3852 T2 form A								
30620301A	G1/4"	Steel	-	4	64	12	19	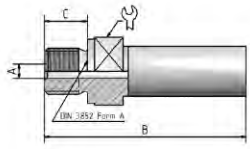
Female fitting NPT/NPTF								
30620441A	1/4"x18NPTF	Steel	-	4	66,5	20	19	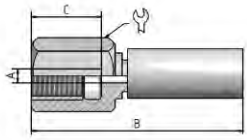
Universal female swivel 24°/60°								
20620301A	G1/4"	Steel	50540301, 50540305	4	55	-	19	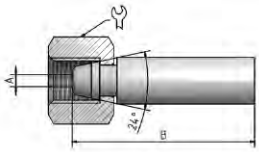
20620305A	G1/4"	AISI 316	50540305	4	55	-	19	
Universal female swivel 24°/60° light								
20620101A	M14x1,5	Steel	50540101	4	55	-	19	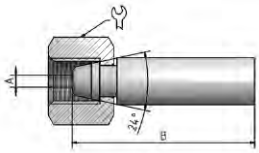
Universal female swivel 24°/60° heavy								
20620141A	M16x1,5	Steel	50620121	4	56	-	19	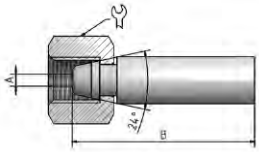
20620145A	M16x1,5	AISI 316	50620125	4	56	-	19	

© Copyright by SPIR STAR® | Revision 29.07.2016

Insert

Part no.	Thread	Material	Nut	Dimensions (mm) A	B	C	
Female swivel with O-Ring							
20620241A	M18x1,5	Steel	50620201	4	65	-	22
20620211A	M22x1,5	Steel	51060201, 51060205	4	75	-	30
20620042A	M24x1,5	Steel	51321206	4	73	-	32
Type M female swivel							
20620641A	9/16"x18UNF	Steel	50540601	4	57	-	19
20620645A	9/16"x18UNF	AISI 316	50540605	4	57	-	19
JIC female swivel							
S20630615A	9/16"x18UNF	AISI 316	S5063615	4	53	-	19

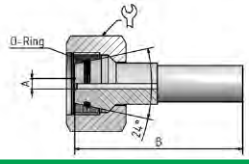

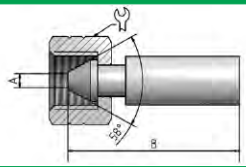

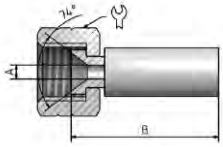

Swivel nut

Part no.	Thread	Material	Relief bores	Dimensions (mm) A	B	C	
Swivel nut							
50540601	9/16"x18UNF	Steel	1 radial	9,2	18	14	19
50540605	9/16"x18UNF	AISI 316	1 radial	9,2	18	14	19
S5063615	9/16"x18UNF	AISI 316	1 radial	9,5	18	14	19
50540301	G1/4"	Steel	1 radial	9,2	16,5	8,5	19
50540305	G1/4"	AISI 316	1 radial	9,2	16,5	8,5	19
50540101	M14x1,5	Steel	1 radial	9,2	16,5	8,5	19
50620121	M16x1,5	Steel	1 radial	9,2	17,5	10	19
50620125	M16x1,5	AISI 316	1 radial	9,5	17,5	10	19
50620201	M18x1,5	Steel	1 radial	9,2	22	12	22
51060201	M22x1,5	Steel	2 axial	14,2	23	14	30
51060205	M22x1,5	AISI 316	2 axial	14,2	25	14	30
51321206	M24x1,5	Steel	2 axial	16,8	23	16	32

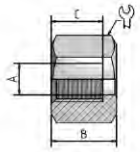

Production related variations of the burst pressure of up to 5 % are possible. Other colors upon request.

The safety factors between the burst pressure and the working pressure as well as the test pressure depend on the operating conditions. For gaseous media the outer cover is to be pinpricked.

Regarding the safety factor for gaseous media please contact your local SPIR STAR® assembling center.

The indicated working pressure refers to the hose only. Depending on the used fitting the permitted working pressure of a hose assembly may be less.

**) Blast-Pro® fittings may only be used for tube cleaning operations inside the tube. They have not been designed for the use outside of tubes.*

We reserve our rights for technical changes without notice. Subject to printing errors.

© Copyright by SPIR STAR® | Revision 29.07.2016

Hose Type 6/3

63070

DuraLife Flex ®

ID6 - Series: A and Q

Applications

Waterblast: Heat exchanger tube cleaning

Hydraulics: Pressure test equipment (valves, tooling and control panels), hydraulic tools (instrumentation packages for gauges, control of service equipment, hydraulic jacks, hydraulic tools)

Technical Information

Inner Core: Polyoxymethylene (POM)

Pressure Support: 2 layers of high-tensile steel wire,
1 braided layer of galvanized steel wire

Outer Cover: Polyamide (PA)

Color: Green

Temperature: -30°C to +70°C [-22°F to 158°F]

Ø ID	Ø OD	Working Pressure --	Working Pressure (SF 2,5:1)	Burst Pressure	Bend Radius	Weight	Insert ID
6,1 mm	12,3 mm	--	1.040 bar	2.600 bar	110 mm	0,280 kg/m	4,0 mm
0,24 inch	0,48 inch	--	15.080 psi	37.700 psi	4,33 inch	0,188 lbs/ft	0,16 inch

Sleeve

Part no.	Thread	Material	Dimensions (mm) A	B	C	
Sleeve						
10630111	-	Steel	14,1	39,7	-	-

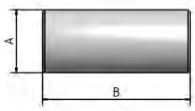

OnePiece Fittings®WS

Part no.	Thread	Material	Hose part	Dimensions (mm) A	B	C	
OnePiece Fittings® with wrench size							
30630461Q	1/4"x18NPTF	Steel	30620462/1Q	14	43	14	12

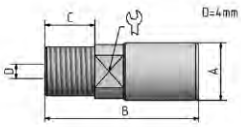

Insert

Part no.	Thread	Material	Nut	Dimensions (mm) A	B	C	
HP fitting							
40620205A	9/16"x18UNF LH	AISI 316	-	4	95	23,8	-

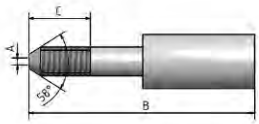

© Copyright by SPIR STAR® | Revision 11.11.2020

Part no.	Thread	Material	Nut	Dimensions (mm) A	B	C		Insert
Male fitting								
30620411A	1/8"x27NPTF	Steel	-	4	58	10	12	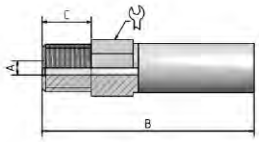
30620401A	1/4"x18NPTF	Steel	-	4	68	14	14	
30620405A	1/4"x18NPTF	AISI 316	-	4	68	14	14	
30620451A	3/8"x18NPTF	Steel	-	4	64	14	17	
30620041A	M10x1	Steel	-	4	65	12	12	
30620311A	G1/8"	Steel	-	4	60	12	9	
Male fitting 60° internal cone								
30620341A	G1/4"	Steel	-	4	62,5	12	14	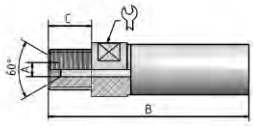
30620321A	G3/8"	Steel	-	4	60,5	12	17	
Male fitting 100° external cone								
30620361A	G1/4"	Steel	-	4	67	18	17	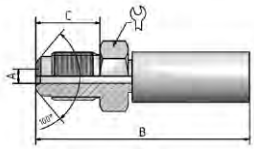
Male fitting for USIT® Ring								
30620391A	G1/4"	Steel	-	4,0	61	11	22	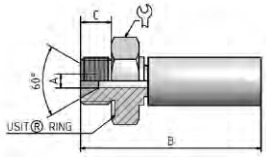
30620351A	G3/8"	Steel	-	4	61	11	24	
Male fitting flat seal								
30620381A	G1/4"	Steel	-	4	66	15	12	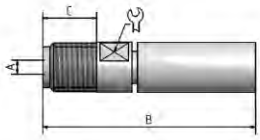
Male fitting DIN3852 T2 form A								
30620301A	G1/4"	Steel	-	4	64	12	19	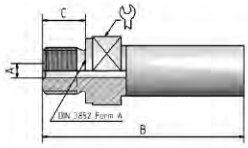
Female fitting NPT/NPTF								
30620441A	1/4"x18NPTF	Steel	-	4	66,5	20	19	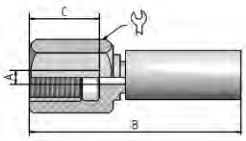

© Copyright by SPIR STAR® | Revision 11.11.2020

Part no.	Thread	Material	Nut	Dimensions (mm) A	B	C		Insert
Universal female swivel 24°/60°								
20620301A	G1/4"	Steel	50540301	4	55	-	19	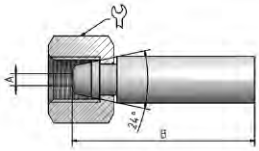
20620305A	G1/4"	AISI 316	50540305	4	55	-	19	
Universal female swivel 24°/60° light								
20620101A	M14x1,5	Steel	50540101	4	55	-	19	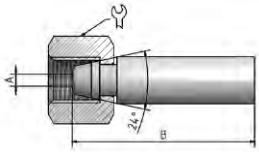
Universal female swivel 24°/60° heavy								
20620141A	M16x1,5	Steel	50620121	4	56	-	19	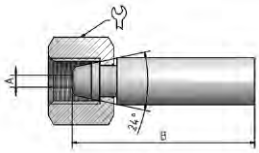
20620145A	M16x1,5	AISI 316	50620125	4	56	-	19	
Female swivel with O-Ring								
20620241A	M18x1,5	Steel	50620201	4	65	-	22	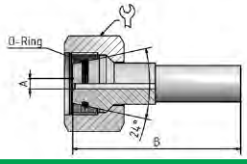
20620211A	M22x1,5	Steel	51060201, 51060205	4	75	-	30	
20620042A	M24x1,5	Steel	51321206	4	73	-	32	
Type M female swivel								
20620641A	9/16"x18UNF	Steel	50540601	4	57	-	19	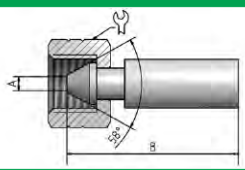
20620645A	9/16"x18UNF	AISI 316	50540605	4	57	-	19	
JIC female swivel								
S20630615A	9/16"x18UNF	AISI 316	S5063615	4	53	-	19	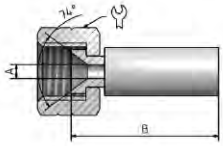

© Copyright by SPIR STAR® | Revision 11.11.2020

Swivel nut

Part no.	Thread	Material	Relief bores	Dimensions (mm) A	B	C	
Swivel nut							
50540601	9/16"x18UNF	Steel	1 radial	9,2	18	14	19
50540605	9/16"x18UNF	AISI 316	1 radial	9,2	18	14	19
S5063615	9/16"x18UNF	AISI 316	1 radial	9,5	18	14	19
50540301	G1/4"	Steel	1 radial	9,2	16,5	8,5	19
50540305	G1/4"	AISI 316	1 radial	9,2	16,5	8,5	19
50540101	M14x1,5	Steel	1 radial	9,2	16,5	8,5	19
50620121	M16x1,5	Steel	1 radial	9,2	17,5	10	19
50620125	M16x1,5	AISI 316	1 radial	9,5	17,5	10	19
50620201	M18x1,5	Steel	1 radial	9,2	22	12	22
51060201	M22x1,5	Steel	2 axial	14,2	23	14	30
51060205	M22x1,5	AISI 316	2 axial	14,2	25	14	30
51321206	M24x1,5	Steel	2 axial	16,8	23	16	32

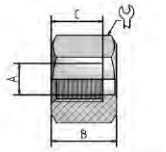

Tube cleaning accessories

Part no.	Thread	Material		Dimensions (mm) A	B	C	
Stop sleeve							
1.84106301A	-	Steel	-	14,1	41	-	-
1.84306301Q	-	Steel	-	14	25	-	-

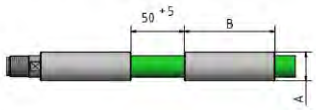

Marking ring							
1.851618.5	-	AISI 316	-	15,3	10	-	-

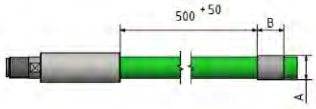

Production related variations of the burst pressure of up to 5 % are possible. Other colors upon request.

The safety factors between the burst pressure and the working pressure as well as the test pressure depend on the operating conditions. For gaseous media the outer cover is to be pinpricked.

Regarding the safety factor for gaseous media please contact your local SPIR STAR® assembling center.

The indicated working pressure refers to the hose only. Depending on the used fitting the permitted working pressure of a hose assembly may be less.

**) Blast-Pro® fittings may only be used for tube cleaning operations inside the tube. They have not been designed for the use outside of tubes.*

We reserve our rights for technical changes without notice. Subject to printing errors.

© Copyright by SPIR STAR® | Revision 11.11.2020

Hose Type 6/4

64001

ID6 - Series: B and Y

Applications

Waterblast: Heat exchanger tube cleaning

Hydraulics: Bolt tensioning, pressure test equipment (valves, tooling and control panels), hydraulic tools (instrumentation packages for gauges, control of service equipment, hydraulic jacks, hydraulic tools)

Oil and Gas: Grease injection, chemical injection, control of subsea hydraulic components, nitrogen service, Gaseous media handling

Technical Information

Inner Core: Polyoxymethylene (POM)

Pressure Support: 4 layers of high-tensile steel wire

Outer Cover: Polyamide (PA)

Color: Blue

Temperature: -30°C to +70°C [-22°F to 158°F]

Ø ID	Ø OD	Working Pressure --	Working Pressure (SF 2,5:1)	Burst Pressure	Bend Radius	Weight	Insert ID
6,3 mm	12,6 mm	--	1.500 bar	3.800 bar	180 mm	0,295 kg/m	3,5 mm
0,25 inch	0,50 inch	--	21.750 psi	55.100 psi	7,09 inch	0,198 lbs/ft	0,14 inch

Sleeve

Part no.	Thread	Material	Dimensions (mm) A	B	C	
Sleeve						
10640101	-	Steel	16,4	47,5	-	-
10640105	-	AISI 316	16,4	47,1	-	-
Blast-Pro® sleeve						
10640232	-	Steel	14,5	26	-	-

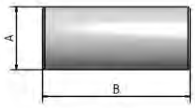

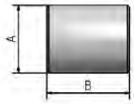

Insert

Part no.	Thread	Material	Nut	Dimensions (mm) A	B	C	
HP fitting							
40640205B	3/8"x24UNF LH	AISI 316	-	3,5	90	20	-
MP fitting							
40640315B	3/8"x24UNF LH	AISI 316	-	3,5	89	11,1	-

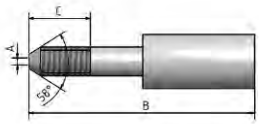

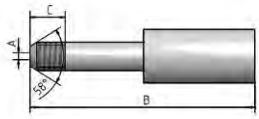

© Copyright by SPIR STAR® | Revision 19.10.2020

Blast-Pro® Insert*

Part no.	Thread	Material	Sleeve	Dimensions (mm) A	B	C	
Blast-Pro® HP fitting							
40640214Y	3/8"x24UNF LH	Stainless steel	10640232	4	52	21	12
Blast-Pro® HP female							
40640234Y	3/8"x24UNF	Stainless steel	10640232	4	50	15	12

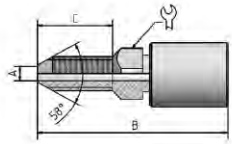

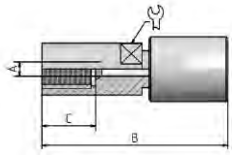

Insert

Part no.	Thread	Material	Nut	Dimensions (mm) A	B	C	
Male fitting							
30640401B	1/4"x18NPTF	Steel	-	3,5	70	14	14
Male fitting 60° internal cone							
30640301B	G1/4"	Steel	-	3,5	67	12	14
Male fitting flat seal							
30640011B	M8x1.25	Steel	-	3,5	68	12	8
Universal female swivel 24°/60°							
20640301B	G1/4"	Steel	50540301, 50540305	3,5	62	-	19
Female swivel with O-Ring							
20640241B	M18x1,5	Steel	50620201	3,5	72	-	22
20640202B	M24x1,5	Steel	51321206	3,5	81	-	32

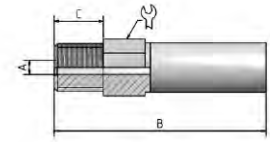

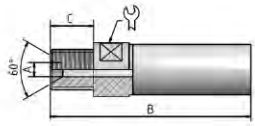

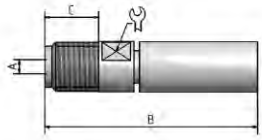

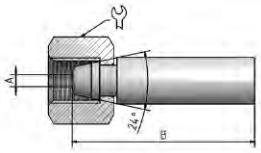

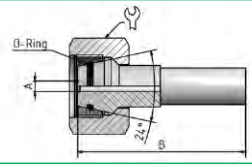

© Copyright by SPIR STAR® | Revision 19.10.2020

Insert

Part no.	Thread	Material	Nut	Dimensions (mm) A	B	C	
Type M female swivel							
20640641B	9/16"x18UNF	Steel	50540601	3,5	63	-	19
20640645B	9/16"x18UNF	AISI 316	50540605	3,5	63	-	19
JIC female swivel							
20640655B	9/16"x18UNF	AISI 316	50540605	3,5	58	-	19

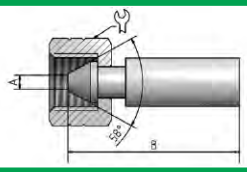

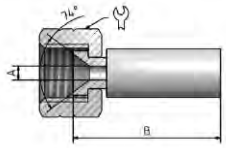

Swivel nut

Part no.	Thread	Material	Relief bores	Dimensions (mm) A	B	C	
Swivel nut							
50540601	9/16"x18UNF	Steel	1 radial	9,2	18	14	19
50540605	9/16"x18UNF	AISI 316	1 radial	9,2	18	14	19
50540301	G1/4"	Steel	1 radial	9,2	16,5	8,5	19
50540305	G1/4"	AISI 316	1 radial	9,2	16,5	8,5	19
50620201	M18x1,5	Steel	1 radial	9,2	22	12	22
51321206	M24x1,5	Steel	2 axial	16,8	23	16	32

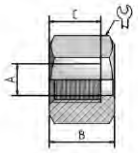

Tube cleaning accessories

Part no.	Thread	Material		Dimensions (mm) A	B	C	
Stop sleeve							
1.84106401B	-	Steel	-	16,4	49	-	-
1.84106401Y	-	Steel	-	14,5	25	-	-
Marking ring							
1.851618.5	-	AISI 316	-	15,6	10	-	-

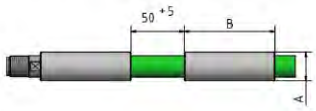

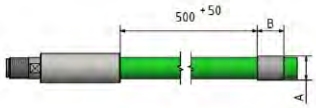

Production related variations of the burst pressure of up to 5 % are possible. Other colors upon request.

The safety factors between the burst pressure and the working pressure as well as the test pressure depend on the operating conditions. For gaseous media the outer cover is to be pinpricked.

Regarding the safety factor for gaseous media please contact your local SPIR STAR® assembling center.

The indicated working pressure refers to the hose only. Depending on the used fitting the permitted working pressure of a hose assembly may be less.

**) Blast-Pro® fittings may only be used for tube cleaning operations inside the tube. They have not been designed for the use outside of tubes.*

We reserve our rights for technical changes without notice. Subject to printing errors.

© Copyright by SPIR STAR® | Revision 19.10.2020

Hose Type 6/4-1650

64001.1650

ID6 - Series: B and Y

Applications

Waterblast: Heat exchanger tube cleaning

Hydraulics: Bolt tensioning, pressure test equipment (valves, tooling and control panels), hydraulic tools (instrumentation packages for gauges, control of service equipment, hydraulic jacks, hydraulic tools)

Oil and Gas: Grease injection, chemical injection, control of subsea hydraulic components, nitrogen service, Gaseous media handling

Technical Information

Inner Core: Polyoxymethylene (POM)

Pressure Support: 4 layers of high-tensile steel wire

Outer Cover: Polyamide (PA)

Color: Blue

Temperature: -30°C to +70°C [-22°F to 158°F]

Ø ID	Ø OD	Working Pressure --	Working Pressure (SF 2,5:1)	Burst Pressure	Bend Radius	Weight	Insert ID
6,3 mm	12,6 mm	--	1.650 bar	4.125 bar	180 mm	0,295 kg/m	3,5 mm
0,25 inch	0,50 inch	--	23.925 psi	59.812 psi	7,09 inch	0,198 lbs/ft	0,14 inch

Sleeve

Part no.	Thread	Material	Dimensions (mm) A	B	C	
Sleeve						
10640101	-	Steel	16,4	47,5	-	-
10640105	-	AISI 316	16,4	47,1	-	-
Blast-Pro® sleeve						
10640232	-	Steel	14,5	26	-	-

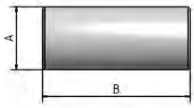

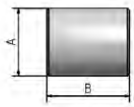

Insert

Part no.	Thread	Material	Nut	Dimensions (mm) A	B	C	
HP fitting							
40640205B	3/8"x24UNF LH	AISI 316	-	3,5	90	20	-
MP fitting							
40640315B	3/8"x24UNF LH	AISI 316	-	3,5	89	11,1	-

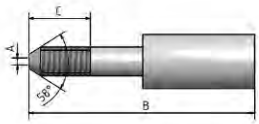

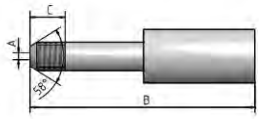

© Copyright by SPIR STAR® | Revision 13.12.2022

Blast-Pro® Insert*

Part no.	Thread	Material	Sleeve	Dimensions (mm) A	B	C	
Blast-Pro® HP fitting							
40640214Y	3/8"x24UNF LH	Stainless steel	10640232	4	52	21	12
Blast-Pro® HP female							
40640234Y	3/8"x24UNF	Stainless steel	10640232	4	50	15	12

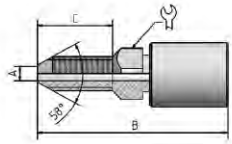

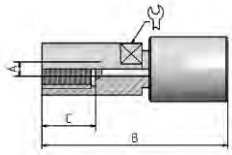

Insert

Part no.	Thread	Material	Nut	Dimensions (mm) A	B	C	
Male fitting							
30640401B	1/4"x18NPTF	Steel	-	3,5	70	14	14
Male fitting 60° internal cone							
30640301B	G1/4"	Steel	-	3,5	67	12	14
Male fitting flat seal							
30640011B	M8x1.25	Steel	-	3,5	68	12	8
Universal female swivel 24°/60°							
20640301B	G1/4"	Steel	50540301, 50540305	3,5	62	-	19
Female swivel with O-Ring							
20640241B	M18x1,5	Steel	50620201	3,5	72	-	22
20640202B	M24x1,5	Steel	51321206	3,5	81	-	32

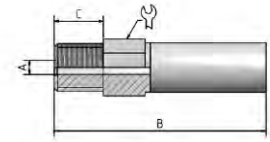

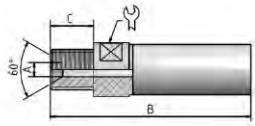

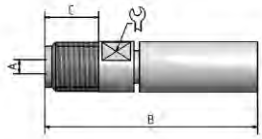

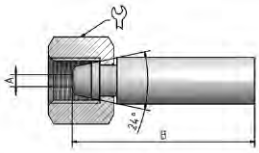

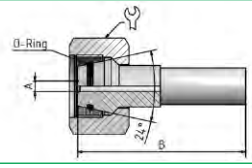

© Copyright by SPIR STAR® | Revision 13.12.2022

Insert

Part no.	Thread	Material	Nut	Dimensions (mm) A	B	C	
Type M female swivel							
20640641B	9/16"x18UNF	Steel	50540601	3,5	63	-	19
20640645B	9/16"x18UNF	AISI 316	50540605	3,5	63	-	19
JIC female swivel							
20640655B	9/16"x18UNF	AISI 316	50540605	3,5	58	-	19

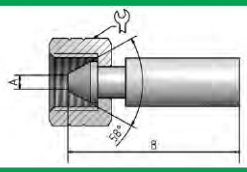

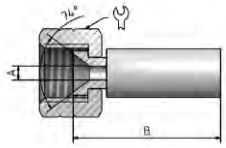

Swivel nut

Part no.	Thread	Material	Relief bores	Dimensions (mm) A	B	C	
Swivel nut							
50540601	9/16"x18UNF	Steel	1 radial	9,2	18	14	19
50540605	9/16"x18UNF	AISI 316	1 radial	9,2	18	14	19
50540301	G1/4"	Steel	1 radial	9,2	16,5	8,5	19
50540305	G1/4"	AISI 316	1 radial	9,2	16,5	8,5	19
50620201	M18x1,5	Steel	1 radial	9,2	22	12	22
51321206	M24x1,5	Steel	2 axial	16,8	23	16	32

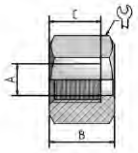

Tube cleaning accessories

Part no.	Thread	Material		Dimensions (mm) A	B	C	
Stop sleeve							
1.84106401B	-	Steel	-	16,4	49	-	-
1.84106401Y	-	Steel	-	14,5	25	-	-
Marking ring							
1.851618.5	-	AISI 316	-	16,3	10	-	-

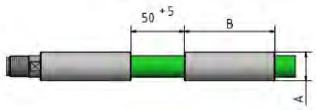

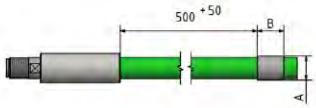

Production related variations of the burst pressure of up to 5 % are possible. Other colors upon request.

The safety factors between the burst pressure and the working pressure as well as the test pressure depend on the operating conditions. For gaseous media the outer cover is to be pinpricked.

Regarding the safety factor for gaseous media please contact your local SPIR STAR® assembling center.

The indicated working pressure refers to the hose only. Depending on the used fitting the permitted working pressure of a hose assembly may be less.

**) Blast-Pro® fittings may only be used for tube cleaning operations inside the tube. They have not been designed for the use outside of tubes.*

We reserve our rights for technical changes without notice. Subject to printing errors.

© Copyright by SPIR STAR® | Revision 13.12.2022

Hose Type 6/6H

66H005

MAXIMUS **ID6 - Series: C**

Applications

Waterblast: Heat exchanger tube cleaning, surface preparation (concrete removal, surface cleaning of buildings, paint removal), tank and vessel cleaning, ultra high-pressure waterjet cutting and hydro demolition (cutting and demolition of armoured concrete, pipelines, paper or steel)

Hydraulics: Pressure test equipment (valves, tooling and control panels), hydraulic tools (instrumentation packages for gauges, control of service equipment, hydraulic jacks, hydraulic tools)

Technical Information

Inner Core: Polyoxymethylene (POM)

Pressure Support: 6 layers of high-tensile steel wire

Outer Cover: Polyamide (PA)

Color: Orange

Temperature: -30°C to +60°C [-22°F to 140°F]

Ø ID	Ø OD	Working Pressure --	Working Pressure (SF 2.5:1)	Burst Pressure	Bend Radius	Weight	Insert ID
5,9 mm	16,4 mm	--	2.800 bar	7.000 bar	250 mm	0,750 kg/m	3,0 mm
0,23 inch	0,65 inch	--	40.600 psi	101.500 psi	9,84 inch	0,503 lbs/ft	0,12 inch

Sleeve

Part no.	Thread	Material	Dimensions (mm) A	B	C	
Sleeve						
10660102	-	Steel	21,4	65,15	-	-

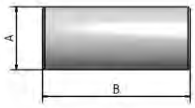

Insert

Part no.	Thread	Material	Nut	Dimensions (mm) A	B	C	
HP fitting							
40660204C	3/8"x24UNF LH	Stainless steel	-	3	98	20	-
40660224C	9/16"x18UNF LH	Stainless steel	-	3	112	24	-
40660124C	M14x1,5 LH	Stainless steel	-	3	112	24	-
Type M female swivel							
20660604C	9/16"x18UNF	Stainless steel	50560605, 50560601	3	72	-	22

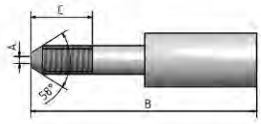

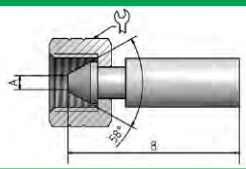

© Copyright by SPIR STAR® | Revision 14.10.2021

Swivel nut

Part no.	Thread	Material	Relief bores	Dimensions (mm) A	B	C	
Swivel nut							
50560601	9/16"x18UNF	Steel	1 radial	9,2	18	14	22
50560605	9/16"x18UNF	AISI 316	1 radial	9,2	18	14	22

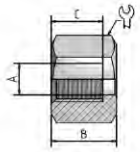

Tube cleaning accessories

Part no.	Thread	Material		Dimensions (mm) A	B	C	
Stop sleeve							
1.84106601C	-	Steel	-	21,4	65,2	-	-
Marking ring							
1.852125.1	-	Steel	-	20,4	20	-	-
1.852125.5	-	AISI 316	-	20,4	20	-	-

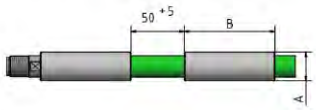

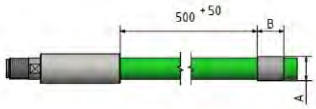

Production related variations of the burst pressure of up to 5 % are possible. Other colors upon request.

The safety factors between the burst pressure and the working pressure as well as the test pressure depend on the operating conditions. For gaseous media the outer cover is to be pinpricked.

Regarding the safety factor for gaseous media please contact your local SPIR STAR® assembling center.

The indicated working pressure refers to the hose only. Depending on the used fitting the permitted working pressure of a hose assembly may be less.

**) Blast-Pro® fittings may only be used for tube cleaning operations inside the tube. They have not been designed for the use outside of tubes.*

We reserve our rights for technical changes without notice. Subject to printing errors.

© Copyright by SPIR STAR® | Revision 14.10.2021

Hose Type 6mmUHP®

6UHP079

MAXIMUS **ID6 - Series: C**

Applications

Waterblast: Surface preparation (concrete removal, surface cleaning of buildings, paint removal), tank and vessel cleaning

Hydraulics: Pressure test equipment (valves, tooling and control panels)

Technical Information

Inner Core: Polyoxymethylene (POM)

Pressure Support: 8 layers of high-tensile steel wire

Outer Cover: Polyamide (PA)

Color: Chrome yellow

Temperature: -30°C to +60°C [-22°F to 140°F]

Ø ID	Ø OD	Working Pressure --	Working Pressure (SF 2,5:1)	Burst Pressure	Bend Radius	Weight	Insert ID
5,8 mm	18,6 mm	--	3.200 bar	8.000 bar	280 mm	1,060 kg/m	3,0 mm
0,23 inch	0,73 inch	--	46.400 psi	116.000 psi	11,02 inch	0,710 lbs/ft	0,12 inch

Sleeve

Part no.	Thread	Material	Dimensions (mm) A	B	C	
Sleeve						
10680102	-	Steel	23,7	67,6	-	-

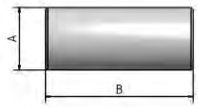

Insert

Part no.	Thread	Material	Nut	Dimensions (mm) A	B	C	
HP fitting							
40660204C	3/8"x24UNF LH	Stainless steel	-	3	98	20	-
40660224C	9/16"x18UNF LH	Stainless steel	-	3	112	24	-
40660124C	M14x1,5 LH	Stainless steel	-	3	112	24	-
Type M female swivel							
20660604C	9/16"x18UNF	Stainless steel	50560605, 50560601	3	72	-	22

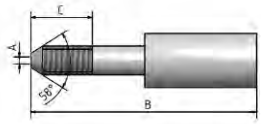

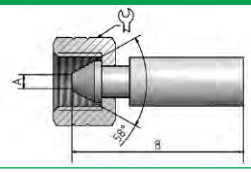

Swivel nut

Part no.	Thread	Material	Relief bores	Dimensions (mm) A	B	C	
Swivel nut							
50560601	9/16"x18UNF	Steel	1 radial	9,2	18	14	22
50560605	9/16"x18UNF	AISI 316	1 radial	9,2	18	14	22

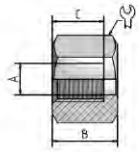

© Copyright by SPIR STAR® | Revision 11.11.2020

Tube cleaning accessories

Part no.	Thread	Material		Dimensions (mm) A	B	C	
Stop sleeve							
1.84106801C	-	Steel	-	23,7	66	-	-
Marking ring							
1.852125.1	-	Steel	-	22,6	20	-	-
1.852125.5	-	AISI 316	-	22,6	20	-	-

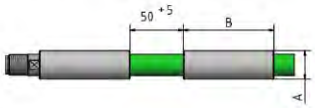

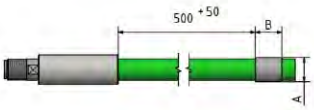

Production related variations of the burst pressure of up to 5 % are possible. Other colors upon request.

The safety factors between the burst pressure and the working pressure as well as the test pressure depend on the operating conditions. For gaseous media the outer cover is to be pinpricked.

Regarding the safety factor for gaseous media please contact your local SPIR STAR® assembling center.

The indicated working pressure refers to the hose only. Depending on the used fitting the permitted working pressure of a hose assembly may be less.

**) Blast-Pro® fittings may only be used for tube cleaning operations inside the tube. They have not been designed for the use outside of tubes.*

We reserve our rights for technical changes without notice. Subject to printing errors.

© Copyright by SPIR STAR® | Revision 11.11.2020

Hose Type 8/2

820793

DuraLife Flex ®

ID8 - Series: A and Q

Applications

Waterblast: Heat exchanger tube cleaning, surface preparation (concrete removal, surface cleaning of buildings, paint removal)

Hydraulics: Pressure test equipment (valves, tooling and control panels)

Technical Information

Inner Core: Polyoxymethylene (POM)

Pressure Support: 2 layers of high-tensile steel wire

Outer Cover: Polyamide (PA)

Color: Yellow

Temperature: -30°C to +70°C [-22°F to 158°F]

Ø ID	Ø OD	Working Pressure --	Working Pressure (SF 2.5:1)	Burst Pressure	Bend Radius	Weight	Insert ID
8,1 mm	13,3 mm	--	900 bar	2.250 bar	130 mm	0,200 kg/m	5,5 mm
0,32 inch	0,52 inch	--	13.050 psi	32.625 psi	5,12 inch	0,134 lbs/ft	0,22 inch

Sleeve

Part no.	Thread	Material	Dimensions (mm) A	B	C	
Sleeve						
10820101	-	Steel	17,8	45,1	-	-

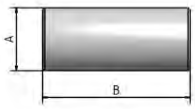

OnePiece Fittings®WS

Part no.	Thread	Material	Hose part	Dimensions (mm) A	B	C	
OnePiece Fittings® with wrench size							
30820461Q	1/4"x18NPTF	Steel	30820442/1Q	17,5	47	14	16
30820441Q	3/8"x18NPT	Steel	30820442/1Q	17,5	46	14	16

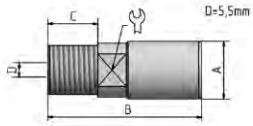

Insert

Part no.	Thread	Material	Nut	Dimensions (mm) A	B	C	
Male fitting							
30820411A	1/4"x18NPTF	Steel	-	5,5	68	14	14
30820401A	3/8"x18NPTF	Steel	-	5,5	69	14	17

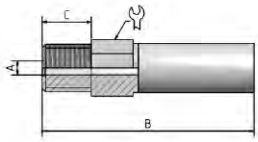

© Copyright by SPIR STAR® | Revision 08.11.2023

Part no.	Thread	Material	Nut	Dimensions (mm) A	B	C		Insert
Male fitting 60° internal cone								
30820321A	G1/4"	Steel	-	5,5	63	12	14	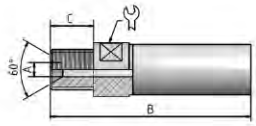
30820301A	G3/8"	Steel	-	5,5	65	12	17	
Male fitting flat seal								
30820381A	G1/4"	Steel	-	5,5	70	15	12	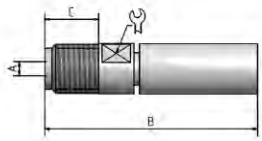
30820311A	G3/8"	Steel	-	5,5	81	17	17	
Male fitting DIN3852 T2 form A								
30820341A	G3/8"	Steel	-	5,5	69,5	14,5	22	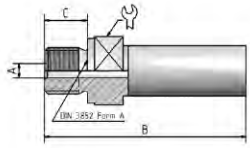
Universal female swivel 24°/60°								
20820301A	G3/8"	Steel	50860301	5,5	62	-	24	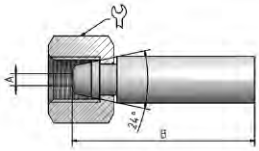
Female swivel with O-Ring								
20820201A	M20x1,5	Steel	50860201	5,5	65	-	27	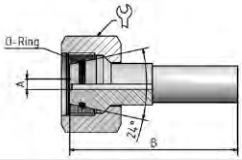
20820042A	M24x1,5	Steel	51321206	5,5	75	-	32	
Type M female swivel								
20820645A	3/4"x16UNF	AISI 316	50840605, 50840601	5,5	62	-	24	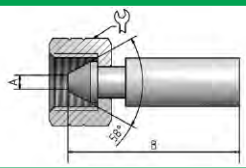
JIC female swivel								
20820601A	9/16"x18UNF	Steel	50820601	5,5	56	-	19	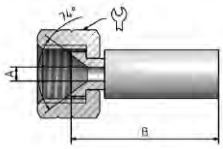
20820605A	9/16"x18UNF	AISI 316	50820605, 50820601	5,5	56	-	19	

© Copyright by SPIR STAR® | Revision 08.11.2023

Swivel nut

Part no.	Thread	Material	Relief bores	Dimensions (mm) A	B	C	
Swivel nut							
50820601	9/16"x18UNF	Steel	1 radial	10,6	18	14	19
50820605	9/16"x18UNF	AISI 316	1 radial	10,6	18	14	19
50840601	3/4"x16UNF	Steel	1 radial	12,2	22,5	17,5	24
50840605	3/4"x16UNF	AISI 316	1 radial	12,2	22,5	17,5	24
50860301	G3/8"	Steel	1 radial	12,5	18,5	15,5	24
50860201	M20x1,5	Steel	1 radial	12,2	22	12	27
51321206	M24x1,5	Steel	2 axial	16,8	23	16	32

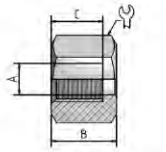

Tube cleaning accessories

Part no.	Thread	Material		Dimensions (mm) A	B	C	
Stop sleeve							
1.84108201A	-	Steel	-	17,8	47	-	-
1.84308201Q	-	Steel	-	17,5	29	-	-

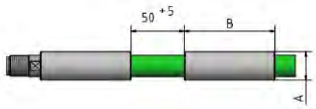

Marking ring							
1.851618.5	-	AISI 316	-	15,6	10	-	-

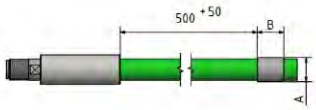

Production related variations of the burst pressure of up to 5 % are possible. Other colors upon request.

The safety factors between the burst pressure and the working pressure as well as the test pressure depend on the operating conditions. For gaseous media the outer cover is to be pinpricked.

Regarding the safety factor for gaseous media please contact your local SPIR STAR® assembling center.

The indicated working pressure refers to the hose only. Depending on the used fitting the permitted working pressure of a hose assembly may be less.

**) Blast-Pro® fittings may only be used for tube cleaning operations inside the tube. They have not been designed for the use outside of tubes.*

We reserve our rights for technical changes without notice. Subject to printing errors.

© Copyright by SPIR STAR® | Revision 08.11.2023

Hose Type 8/2-1000

820793.1000

DuraLife Flex ®

ID8 - Series: A and Q

Applications

Waterblast: Heat exchanger tube cleaning, surface preparation (concrete removal, surface cleaning of buildings, paint removal)

Hydraulics: Pressure test equipment (valves, tooling and control panels)

Technical Information

Inner Core: Polyoxymethylene (POM)

Pressure Support: 2 layers of high-tensile steel wire

Outer Cover: Polyamide (PA)

Color: Yellow

Temperature: -30°C to +70°C [-22°F to 158°F]

Ø ID	Ø OD	Working Pressure --	Working Pressure (SF 2.5:1)	Burst Pressure	Bend Radius	Weight	Insert ID
8,1 mm	13,3 mm	--	1.000 bar	2.500 bar	110 mm	0,200 kg/m	5,5 mm
0,32 inch	0,52 inch	--	14.500 psi	36.250 psi	4,33 inch	0,134 lbs/ft	0,22 inch

Sleeve

Part no.	Thread	Material	Dimensions (mm) A	B	C	
Sleeve						
10820101	-	Steel	17,8	45,1	-	-

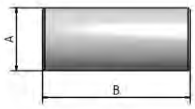

OnePiece Fittings®WS

Part no.	Thread	Material	Hose part	Dimensions (mm) A	B	C	
OnePiece Fittings® with wrench size							
30820461Q	1/4"x18NPTF	Steel	30820442/1Q	17,5	47	14	16
30820441Q	3/8"x18NPT	Steel	30820442/1Q	17,5	46	14	16

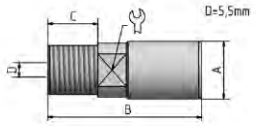

Insert

Part no.	Thread	Material	Nut	Dimensions (mm) A	B	C	
Male fitting							
30820411A	1/4"x18NPTF	Steel	-	5,5	68	14	14
30820401A	3/8"x18NPTF	Steel	-	5,5	69	14	17

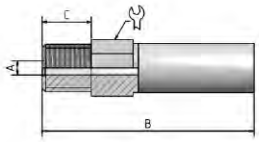

© Copyright by SPIR STAR® | Revision 11.10.2021

Part no.	Thread	Material	Nut	Dimensions (mm) A	B	C		Insert
Male fitting 60° internal cone								
30820321A	G1/4"	Steel	-	5,5	63	12	14	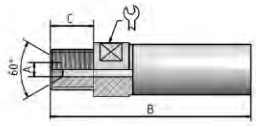
30820301A	G3/8"	Steel	-	5,5	65	12	17	
Male fitting flat seal								
30820381A	G1/4"	Steel	-	5,5	70	15	12	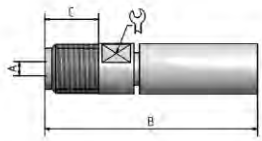
30820311A	G3/8"	Steel	-	5,5	81	17	17	
Male fitting DIN3852 T2 form A								
30820341A	G3/8"	Steel	-	5,5	69,5	14,5	22	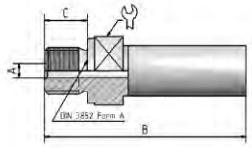
Universal female swivel 24°/60°								
20820301A	G3/8"	Steel	50860301	5,5	62	-	24	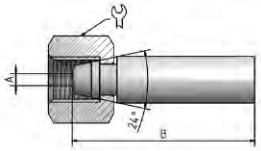
Female swivel with O-Ring								
20820201A	M20x1,5	Steel	50860201	5,5	65	-	27	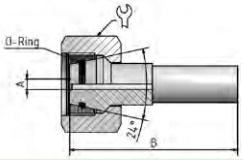
20820042A	M24x1,5	Steel	51321206	5,5	75	-	32	
Type M female swivel								
20820645A	3/4"x16UNF	AISI 316	50840605, 50840601	5,5	62	-	24	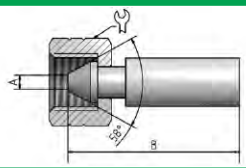
JIC female swivel								
20820601A	9/16"x18UNF	Steel	50820601	5,5	56	-	19	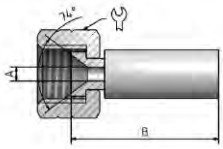
20820605A	9/16"x18UNF	AISI 316	50820605, 50820601	5,5	56	-	19	

© Copyright by SPIR STAR® | Revision 11.10.2021

Swivel nut

Part no.	Thread	Material	Relief bores	Dimensions (mm) A	B	C	
Swivel nut							
50820601	9/16"x18UNF	Steel	1 radial	10,6	18	14	19
50820605	9/16"x18UNF	AISI 316	1 radial	10,6	18	14	19
50840601	3/4"x16UNF	Steel	1 radial	12,2	22,5	17,5	24
50840605	3/4"x16UNF	AISI 316	1 radial	12,2	22,5	17,5	24
50860301	G3/8"	Steel	1 radial	12,5	18,5	15,5	24
50860201	M20x1,5	Steel	1 radial	12,2	22	12	27
51321206	M24x1,5	Steel	2 axial	16,8	23	16	32

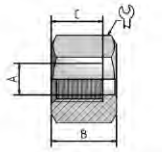

Tube cleaning accessories

Part no.	Thread	Material		Dimensions (mm) A	B	C	
Stop sleeve							
1.84108201A	-	Steel	-	17,8	47	-	-
1.84308201Q	-	Steel	-	17,5	29	-	-

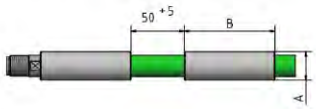

Marking ring							
1.851618.5	-	AISI 316	-	16,3	10	-	-

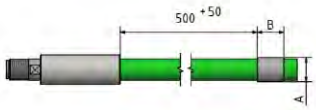

Production related variations of the burst pressure of up to 5 % are possible. Other colors upon request.

The safety factors between the burst pressure and the working pressure as well as the test pressure depend on the operating conditions. For gaseous media the outer cover is to be pinpricked.

Regarding the safety factor for gaseous media please contact your local SPIR STAR® assembling center.

The indicated working pressure refers to the hose only. Depending on the used fitting the permitted working pressure of a hose assembly may be less.

**) Blast-Pro® fittings may only be used for tube cleaning operations inside the tube. They have not been designed for the use outside of tubes.*

We reserve our rights for technical changes without notice. Subject to printing errors.

© Copyright by SPIR STAR® | Revision 11.10.2021

Hose Type 8/2W

82W222

ID8 - Series: A

Applications

Waterblast: Surface preparation (concrete removal, surface cleaning of buildings, paint removal)

Hydraulics: Pressure test equipment (valves, tooling and control panels), hydraulic tools (instrumentation packages for gauges, control of service equipment, hydraulic jacks, hydraulic tools)

Oil and Gas: Grease injection, control of subsea hydraulic components, nitrogen service, Gaseous media handling

Technical Information

Inner Core: Polyamide (PA)

Pressure Support: 2 open layers, 2 dense layers of high-tensile steel wire

Outer Cover: Polyurethane (TPU)

Color: Black

Temperature: -30°C to +60°C [-22°F to 140°F]

Ø ID	Ø OD	Working Pressure --	Working Pressure (SF 2.5:1)	Burst Pressure	Bend Radius	Weight	Insert ID
8,0 mm	14,3 mm	--	1.040 bar	2.600 bar	110 mm	0,314 kg/m	5,5 mm
0,31 inch	0,56 inch	--	15.080 psi	37.700 psi	4,33 inch	0,210 lbs/ft	0,22 inch

Sleeve

Part no.	Thread	Material	Dimensions (mm) A	B	C	
Sleeve						
10830191W	-	Steel	18,3	44,2	-	-
10830195W	-	AISI 316	18,3	44,5	-	-

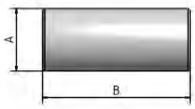

Insert

Part no.	Thread	Material	Nut	Dimensions (mm) A	B	C	
Male fitting							
30820411A	1/4"x18NPTF	Steel	-	5,5	68	14	14
30820401A	3/8"x18NPTF	Steel	-	5,5	69	14	17
Male fitting 60° internal cone							
30820321A	G1/4"	Steel	-	5,5	63	12	14
30820301A	G3/8"	Steel	-	5,5	65	12	17

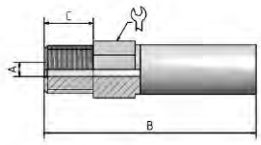

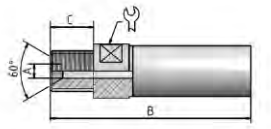

© Copyright by SPIR STAR® | Revision 11.10.2021

Part no.	Thread	Material	Nut	Dimensions (mm) A	B	C		Insert
Male fitting flat seal								
30820381A	G1/4"	Steel	-	5,5	70	15	12	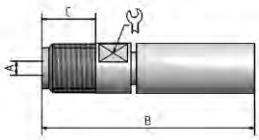
30820311A	G3/8"	Steel	-	5,5	81	17	17	
Male fitting DIN3852 T2 form A								
30820341A	G3/8"	Steel	-	5,5	69,5	14,5	22	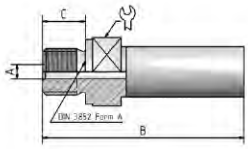
Universal female swivel 24°/60°								
20820301A	G3/8"	Steel	50860301	5,5	62	-	24	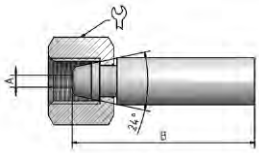
Female swivel with O-Ring								
20820201A	M20x1,5	Steel	50860201	5,5	65	-	27	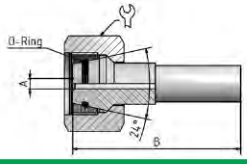
20820042A	M24x1,5	Steel	51321206	5,5	75	-	32	
Type M female swivel								
20820645A	3/4"x16UNF	AISI 316	50840605, 50840601	5,5	62	-	24	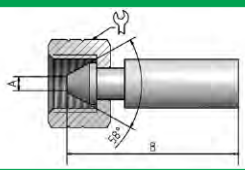
JIC female swivel								
20820601A	9/16"x18UNF	Steel	50820601	5,5	56	-	19	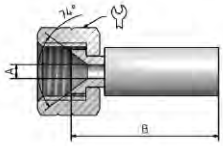
20820605A	9/16"x18UNF	AISI 316	50820605, 50820601	5,5	56	-	19	

© Copyright by SPIR STAR® | Revision 11.10.2021

Swivel nut

Part no.	Thread	Material	Relief bores	Dimensions (mm) A	B	C	
Swivel nut							
50820601	9/16"x18UNF	Steel	1 radial	10,6	18	14	19
50820605	9/16"x18UNF	AISI 316	1 radial	10,6	18	14	19
50840601	3/4"x16UNF	Steel	1 radial	12,2	22,5	17,5	24
50840605	3/4"x16UNF	AISI 316	1 radial	12,2	22,5	17,5	24
50860301	G3/8"	Steel	1 radial	12,5	18,5	15,5	24
50860201	M20x1,5	Steel	1 radial	12,2	22	12	27
51321206	M24x1,5	Steel	2 axial	16,8	23	16	32

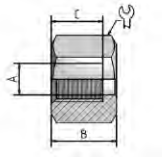

Production related variations of the burst pressure of up to 5 % are possible. Other colors upon request.

The safety factors between the burst pressure and the working pressure as well as the test pressure depend on the operating conditions. For gaseous media the outer cover is to be pinpricked.

Regarding the safety factor for gaseous media please contact your local SPIR STAR® assembling center.

The indicated working pressure refers to the hose only. Depending on the used fitting the permitted working pressure of a hose assembly may be less.

**) Blast-Pro® fittings may only be used for tube cleaning operations inside the tube. They have not been designed for the use outside of tubes.*

We reserve our rights for technical changes without notice. Subject to printing errors.

© Copyright by SPIR STAR® | Revision 11.10.2021

Hose Type 8/2WL

82WL222

ID8 - Series: A

Applications

Hydraulics: Pressure test equipment (valves, tooling and control panels), hydraulic tools (instrumentation packages for gauges, control of service equipment, hydraulic jacks, hydraulic tools)

Oil and Gas: Grease injection, nitrogen service

Technical Information

Inner Core: Polyamide (PA)

Pressure Support: 2 open layers, 2 dense layers of high-tensile steel wire

Outer Cover: Polyurethane (TPU)

Color: Black

Temperature: -30°C to +60°C [-22°F to 140°F]

Ø ID	Ø OD	Working Pressure --	Working Pressure (SF 2,5:1)	Burst Pressure	Bend Radius	Weight	Insert ID
8,0 mm	14,0 mm	--	1.000 bar	2.500 bar	100 mm	0,317 kg/m	5,5 mm
0,31 inch	0,55 inch	--	14.500 psi	36.250 psi	3,94 inch	0,212 lbs/ft	0,22 inch

Sleeve

Part no.	Thread	Material	Dimensions (mm) A	B	C	
Sleeve						
10830191W	-	Steel	18,3	44,2	-	-
10830195W	-	AISI 316	18,3	44,5	-	-

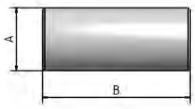

Insert

Part no.	Thread	Material	Nut	Dimensions (mm) A	B	C	
Male fitting							
30820411A	1/4"x18NPTF	Steel	-	5,5	68	14	14
30820401A	3/8"x18NPTF	Steel	-	5,5	69	14	17
Male fitting 60° internal cone							
30820321A	G1/4"	Steel	-	5,5	63	12	14
30820301A	G3/8"	Steel	-	5,5	65	12	17
Male fitting flat seal							
30820381A	G1/4"	Steel	-	5,5	70	15	12
30820311A	G3/8"	Steel	-	5,5	81	17	17
Male fitting DIN3852 T2 form A							
30820341A	G3/8"	Steel	-	5,5	69,5	14,5	22

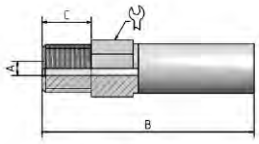

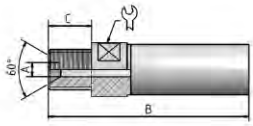

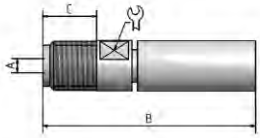

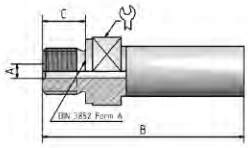

© Copyright by SPIR STAR® | Revision 11.10.2021

Insert

Part no.	Thread	Material	Nut	Dimensions (mm) A	B	C	
Universal female swivel 24°/60°							
20820301A	G3/8"	Steel	50860301	5,5	62	-	24
Female swivel with O-Ring							
20820201A	M20x1,5	Steel	50860201	5,5	65	-	27
20820042A	M24x1,5	Steel	51321206	5,5	75	-	32
Type M female swivel							
20820645A	3/4"x16UNF	AISI 316	50840605, 50840601	5,5	62	-	24
JIC female swivel							
20820601A	9/16"x18UNF	Steel	50820601	5,5	56	-	19
20820605A	9/16"x18UNF	AISI 316	50820605, 50820601	5,5	56	-	19

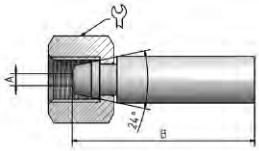

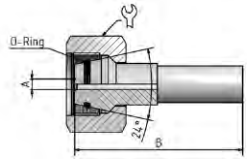

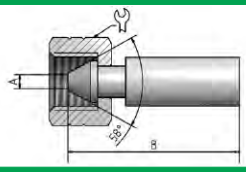

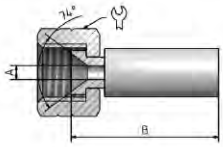

Swivel nut

Part no.	Thread	Material	Relief bores	Dimensions (mm) A	B	C	
Swivel nut							
50820601	9/16"x18UNF	Steel	1 radial	10,6	18	14	19
50820605	9/16"x18UNF	AISI 316	1 radial	10,6	18	14	19
50840601	3/4"x16UNF	Steel	1 radial	12,2	22,5	17,5	24
50840605	3/4"x16UNF	AISI 316	1 radial	12,2	22,5	17,5	24
50860301	G3/8"	Steel	1 radial	12,5	18,5	15,5	24
50860201	M20x1,5	Steel	1 radial	12,2	22	12	27
51321206	M24x1,5	Steel	2 axial	16,8	23	16	32

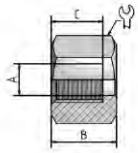

Production related variations of the burst pressure of up to 5 % are possible. Other colors upon request.

The safety factors between the burst pressure and the working pressure as well as the test pressure depend on the operating conditions. For gaseous media the outer cover is to be pinpricked.

Regarding the safety factor for gaseous media please contact your local SPIR STAR® assembling center.

The indicated working pressure refers to the hose only. Depending on the used fitting the permitted working pressure of a hose assembly may be less.

**) Blast-Pro® fittings may only be used for tube cleaning operations inside the tube. They have not been designed for the use outside of tubes.*

We reserve our rights for technical changes without notice. Subject to printing errors.

© Copyright by SPIR STAR® | Revision 11.10.2021

Hose Type 8/2WR

82WR2281

Heavy duty outer cover for rough service

ID8 - Series: B

Applications

Waterblast: Heat exchanger tube cleaning, surface preparation (concrete removal, surface cleaning of buildings, paint removal)

Hydraulics: Pressure test equipment (valves, tooling and control panels)

Oil and Gas: Grease injection, nitrogen service

Technical Information

Inner Core: Polyamide (PA)

Pressure Support: 2 open layers, 2 dense layers of high-tensile steel wire

Outer Cover: Polyurethane (TPU)

Color: Silver

Temperature: -30°C to +60°C [-22°F to 140°F]

Ø ID	Ø OD	Working Pressure --	Working Pressure (SF 2.5:1)	Burst Pressure	Bend Radius	Weight	Insert ID
8,0 mm	16,0 mm	--	1.040 bar	2.600 bar	110 mm	0,364 kg/m	4,5 mm
0,31 inch	0,63 inch	--	15.080 psi	37.700 psi	4,33 inch	0,244 lbs/ft	0,18 inch

Sleeve

Part no.	Thread	Material	Dimensions (mm) A	B	C	
Sleeve						
10830201WR	-	Steel	21,3	56	-	-

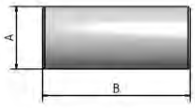

Insert

Part no.	Thread	Material	Nut	Dimensions (mm) A	B	C	
HP fitting							
40840205B	9/16"x18UNF LH	AISI 316	-	4,5	108,5	24	-
Male fitting							
30840411B	1/4"x18NPTF	Steel	-	4,5	84	14	14
30840401B	3/8"x18NPTF	Steel	-	4,5	82	14	17
30840341B	G1/4"	Steel	-	4,5	82	14	14
Male fitting flat seal							
30840311B	G1/4"	Steel	-	4,5	83	15	14

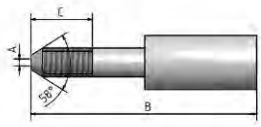

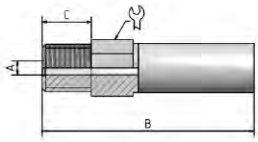

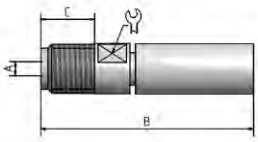

© Copyright by SPIR STAR® | Revision 14.10.2021

Insert

Part no.	Thread	Material	Nut	Dimensions (mm) A	B	C	
Male fitting DIN3852 T2 form A							
30840301B	G3/8"	Steel	-	4,5	84,5	12	22
Universal female swivel 24°/60°							
20840301B	G3/8"	Steel	50860301	4,5	72	-	24
20840305B	G3/8"	AISI 316	50840305	4,5	72	-	24
Female swivel with O-Ring							
20840201B	M20x1,5	Steel	50860201	4,5	77	-	27
20840231B	M22x1,5	Steel	51060201, 51060205	4,5	79	-	30
20840221B	M24x1,5	Steel	51321206, 51320205, 51360206	4,5	85	-	32
Type M female swivel							
20840641B	3/4"x16UNF	Steel	50840601	4,5	73	-	24
20840645B	3/4"x16UNF	AISI 316	50840605	4,5	73	-	24
JIC female swivel							
20840605B	3/4"x16UNF	AISI 316	50840605	4,5	68	-	24

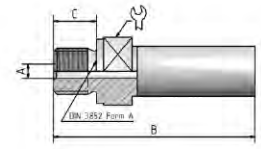

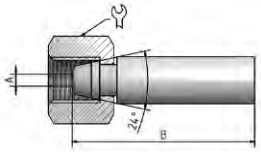

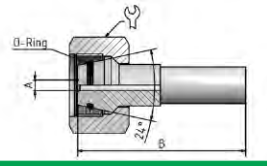

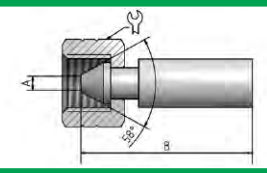

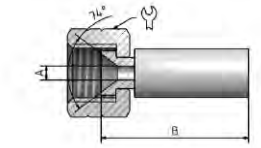

Swivel nut

Part no.	Thread	Material	Relief bores	Dimensions (mm) A	B	C	
Swivel nut							
50840601	3/4"x16UNF	Steel	1 radial	12,2	22,5	17,5	24
50840605	3/4"x16UNF	AISI 316	1 radial	12,2	22,5	17,5	24
50860301	G3/8"	Steel	1 radial	12,5	18,5	15,5	24
50840305	G3/8"	AISI 316	1 radial	12,2	18,5	13,5	24
50860201	M20x1,5	Steel	1 radial	12,2	22	12	27
51060201	M22x1,5	Steel	2 axial	14,2	23	14	30
51060205	M22x1,5	AISI 316	2 axial	14,2	25	14	30
51321206	M24x1,5	Steel	2 axial	16,8	23	16	32
51320205	M24x1,5	AISI 316	1 radial	16,8	23	16	32

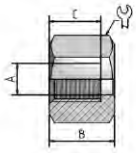

© Copyright by SPIR STAR® | Revision 14.10.2021

Tube cleaning accessories

Part no.	Thread	Material		Dimensions (mm) A	B	C		
Stop sleeve								
1.84108301B	-	Steel	-	21,3	56	-	-	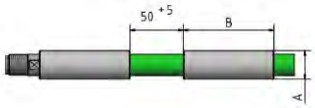
Marking ring								
1.851720.5	-	AISI 316	-	19	10	-	-	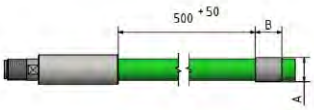

Production related variations of the burst pressure of up to 5 % are possible. Other colors upon request.

The safety factors between the burst pressure and the working pressure as well as the test pressure depend on the operating conditions. For gaseous media the outer cover is to be pinpricked.

Regarding the safety factor for gaseous media please contact your local SPIR STAR® assembling center.

The indicated working pressure refers to the hose only. Depending on the used fitting the permitted working pressure of a hose assembly may be less.

**) Blast-Pro® fittings may only be used for tube cleaning operations inside the tube. They have not been designed for the use outside of tubes.*

We reserve our rights for technical changes without notice. Subject to printing errors.

© Copyright by SPIR STAR® | Revision 14.10.2021

Hose Type 8/4

84001

ID8 - Series: B and Y

Applications

Waterblast: Heat exchanger tube cleaning, surface preparation (concrete removal, surface cleaning of buildings, paint removal), tank and vessel cleaning

Hydraulics: Pressure test equipment (valves, tooling and control panels)

Oil and Gas: Grease injection, chemical injection, nitrogen service, Gaseous media handling

Technical Information

Inner Core: Polyoxymethylene (POM)

Pressure Support: 4 layers of high-tensile steel wire

Outer Cover: Polyamide (PA)

Color: Blue

Temperature: -30°C to +70°C [-22°F to 158°F]

Ø ID	Ø OD	Working Pressure --	Working Pressure (SF 2,5:1)	Burst Pressure	Bend Radius	Weight	Insert ID
8,0 mm	14,6 mm	--	1.500 bar	3.800 bar	200 mm	0,390 kg/m	4,5 mm
0,31 inch	0,57 inch	--	21.750 psi	55.100 psi	7,87 inch	0,261 lbs/ft	0,18 inch

Sleeve

Part no.	Thread	Material	Dimensions (mm) A	B	C	
Sleeve						
10840102	-	Steel	20,2	56,5	-	-
10840105	-	AISI 316	20,2	58	-	-
Blast-Pro® sleeve						
10840142	-	Steel	17,1	29	-	-

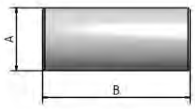

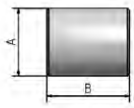

Insert

Part no.	Thread	Material	Nut	Dimensions (mm) A	B	C	
HP fitting							
40840205B	9/16"x18UNF LH	AISI 316	-	4,5	108,5	24	-

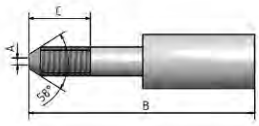

Blast-Pro® Insert*

Part no.	Thread	Material	Sleeve	Dimensions (mm) A	B	C	
Blast-Pro® MP male							
40840244Y	9/16"x18UNF LH	Stainless steel	10840142	5	75	25	15

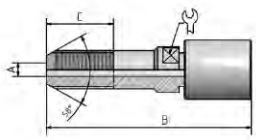

© Copyright by SPIR STAR® | Revision 14.09.2021

Part no.	Thread	Material	Nut	Dimensions (mm) A	B	C		Insert
Male fitting								
30840411B	1/4"x18NPTF	Steel	-	4,5	84	14	14	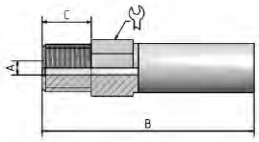
30840401B	3/8"x18NPTF	Steel	-	4,5	82	14	17	
30840341B	G1/4"	Steel	-	4,5	82	14	14	
Male fitting flat seal								
30840311B	G1/4"	Steel	-	4,5	83	15	14	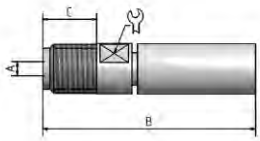
Male fitting DIN3852 T2 form A								
30840301B	G3/8"	Steel	-	4,5	84,5	12	22	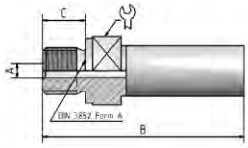
Universal female swivel 24°/60°								
20840301B	G3/8"	Steel	50860301	4,5	72	-	24	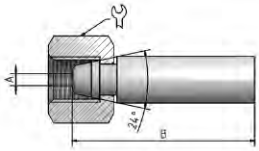
20840305B	G3/8"	AISI 316	50840305	4,5	72	-	24	
Female swivel with O-Ring								
20840201B	M20x1,5	Steel	50860201	4,5	77	-	27	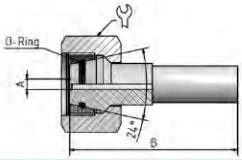
20840231B	M22x1,5	Steel	51060201, 51060205	4,5	79	-	30	
20840221B	M24x1,5	Steel	51321206, 51320205, 51360206	4,5	85	-	32	
Type M female swivel								
20840641B	3/4"x16UNF	Steel	50840601	4,5	73	-	24	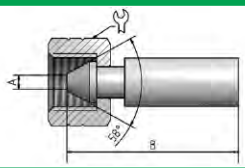
20840645B	3/4"x16UNF	AISI 316	50840605	4,5	73	-	24	
JIC female swivel								
20840605B	3/4"x16UNF	AISI 316	50840605	4,5	68	-	24	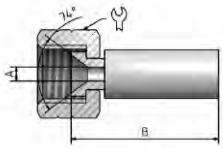

© Copyright by SPIR STAR® | Revision 14.09.2021

Swivel nut

Part no.	Thread	Material	Relief bores	Dimensions (mm) A	B	C	
Swivel nut							
50840601	3/4"x16UNF	Steel	1 radial	12,2	22,5	17,5	24
50840605	3/4"x16UNF	AISI 316	1 radial	12,2	22,5	17,5	24
50860301	G3/8"	Steel	1 radial	12,5	18,5	15,5	24
50840305	G3/8"	AISI 316	1 radial	12,2	18,5	13,5	24
50860201	M20x1,5	Steel	1 radial	12,2	22	12	27
51060201	M22x1,5	Steel	2 axial	14,2	23	14	30
51060205	M22x1,5	AISI 316	2 axial	14,2	25	14	30
51321206	M24x1,5	Steel	2 axial	16,8	23	16	32
51320205	M24x1,5	AISI 316	1 radial	16,8	23	16	32

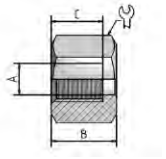

Tube cleaning accessories

Part no.	Thread	Material		Dimensions (mm) A	B	C	
Stop sleeve							
1.84108401B	-	Steel	-	20,1	58	-	-
1.84108401Y	-	Steel	-	17,1	29	-	-
Marking ring							
1.851720.5	-	AISI 316	-	17,6	10	-	-

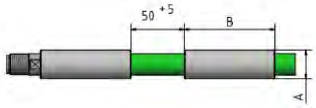

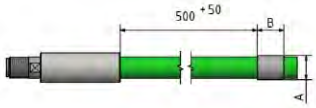

Production related variations of the burst pressure of up to 5 % are possible. Other colors upon request.

The safety factors between the burst pressure and the working pressure as well as the test pressure depend on the operating conditions. For gaseous media the outer cover is to be pinpricked.

Regarding the safety factor for gaseous media please contact your local SPIR STAR® assembling center.

The indicated working pressure refers to the hose only. Depending on the used fitting the permitted working pressure of a hose assembly may be less.

**) Blast-Pro® fittings may only be used for tube cleaning operations inside the tube. They have not been designed for the use outside of tubes.*

We reserve our rights for technical changes without notice. Subject to printing errors.

© Copyright by SPIR STAR® | Revision 14.09.2021

Hose Type 8/6

86008

ID8 - Series: C

Applications

Waterblast: Heat exchanger tube cleaning, surface preparation (concrete removal, surface cleaning of buildings, paint removal), tank and vessel cleaning, ultra high-pressure waterjet cutting and hydro demolition (cutting and demolition of armoured concrete, pipelines, paper or steel)

Hydraulics: Pressure test equipment (valves, tooling and control panels)

Technical Information

Inner Core: Polyoxymethylene (POM)

Pressure Support: 6 layers of high-tensile steel wire

Outer Cover: Polyamide (PA)

Color: Silver

Temperature: -30°C to +70°C [-22°F to 158°F]

Ø ID	Ø OD	Working Pressure --	Working Pressure (SF 2,5:1)	Burst Pressure	Bend Radius	Weight	Insert ID
8,0 mm	16,4 mm	--	2.100 bar	5.250 bar	250 mm	0,640 kg/m	4,5 mm
0,31 inch	0,65 inch	--	30.450 psi	76.125 psi	9,84 inch	0,429 lbs/ft	0,18 inch

Sleeve

Part no.	Thread	Material	Dimensions (mm) A	B	C	
Sleeve						
10860106	-	Steel	21,6	63,4	-	-

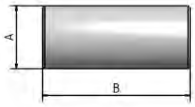

Insert

Part no.	Thread	Material	Nut	Dimensions (mm) A	B	C	
HP fitting							
40860214C	3/8"x24UNF LH	Stainless steel	-	4,5	100	20	-
40860204C	9/16"x18UNF LH	Stainless steel	-	4,5	112	23,8	-
40860104C	M14x1,5 LH	Stainless steel	-	4,5	112	24	-
Female swivel with O-Ring							
20860224C	M24x1,5	Stainless steel	51320205, 51321206	4,5	91	-	32
Type M female swivel							
20860644C	3/4"x16UNF	Stainless steel	50840605, 50840601	4,5	76	-	24

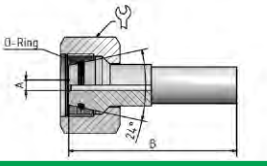

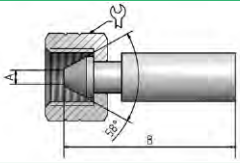

© Copyright by SPIR STAR® | Revision 11.10.2023

Swivel nut

Part no.	Thread	Material	Relief bores	Dimensions (mm) A	B	C	
Swivel nut							
51320205	M24x1,5	AISI 316	1 radial	16,8	23	16	32
50840601	3/4"x16UNF	Steel	1 radial	12,2	22,5	17,5	24
50840605	3/4"x16UNF	AISI 316	1 radial	12,2	22,5	17,5	24
51321206	M24x1,5	Steel	2 axial	16,8	23	16	32

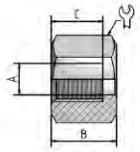

Tube cleaning accessories

Part no.	Thread	Material		Dimensions (mm) A	B	C	
Stop sleeve							
1.84108601C	-	Steel	-	21,6	63,4	-	-
Marking ring							
1.852125.1	-	Steel	-	20,4	20	-	-
1.852125.5	-	AISI 316	-	20,4	20	-	-

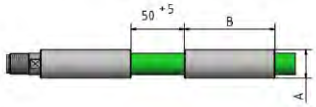

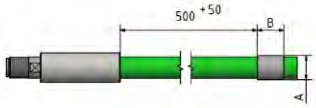

Production related variations of the burst pressure of up to 5 % are possible. Other colors upon request.

The safety factors between the burst pressure and the working pressure as well as the test pressure depend on the operating conditions. For gaseous media the outer cover is to be pinpricked.

Regarding the safety factor for gaseous media please contact your local SPIR STAR® assembling center.

The indicated working pressure refers to the hose only. Depending on the used fitting the permitted working pressure of a hose assembly may be less.

**) Blast-Pro® fittings may only be used for tube cleaning operations inside the tube. They have not been designed for the use outside of tubes.*

We reserve our rights for technical changes without notice. Subject to printing errors.

© Copyright by SPIR STAR® | Revision 11.10.2023

Hose Type 8/6H

86H008

ID8 - Series: E

Applications

Waterblast: Heat exchanger tube cleaning, surface preparation (concrete removal, surface cleaning of buildings, paint removal), tank and vessel cleaning, ultra high-pressure waterjet cutting and hydro demolition (cutting and demolition of armoured concrete, pipelines, paper or steel)

Hydraulics: Pressure test equipment (valves, tooling and control panels)

Technical Information

Inner Core: Polyoxymethylene (POM)

Pressure Support: 6 layers of high-tensile steel wire

Outer Cover: Polyamide (PA)

Color: Silver

Temperature: -30°C to +70°C [-22°F to 158°F]

Ø ID	Ø OD	Working Pressure --	Working Pressure (SF 2,5:1)	Burst Pressure	Bend Radius	Weight	Insert ID
7,7 mm	18,8 mm	--	2.500 bar	6.250 bar	260 mm	0,925 kg/m	4,5 mm
0,30 inch	0,74 inch	--	36.250 psi	90.625 psi	10,24 inch	0,620 lbs/ft	0,18 inch

Sleeve

Part no.	Thread	Material	Dimensions (mm) A	B	C	
Sleeve						
10860116	-	Steel	22,8	88,6	-	-

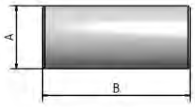

Insert

Part no.	Thread	Material	Nut	Dimensions (mm) A	B	C	
HP fitting							
40860214E	3/8"x24UNF LH	Stainless steel	-	4,5	114	19,1	-
40860204E	9/16"x18UNF LH	Stainless steel	-	4,8	126	31	-
40860104E	M14x1,5 LH	Stainless steel	-	4,8	126	31	-
MP fitting							
40860324E	3/4"x16UNF LH	Stainless steel	-	4,5	139	18	-
Type M female swivel							
20860684E	7/8"x14UNF	Stainless steel	50860675	4,5	109	-	30
20860644E	3/4"x16UNF	Stainless steel	50840605, 50840601	4,5	107	-	24
20860694E	1 1/8"x12UNF	Stainless steel	50860695	4,5	100	-	36

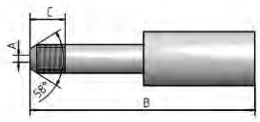

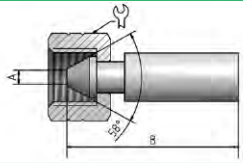

© Copyright by SPIR STAR® | Revision 13.12.2022

Swivel nut

Part no.	Thread	Material	Relief bores	Dimensions (mm) A	B	C	
Swivel nut							
50840601	3/4"x16UNF	Steel	1 radial	12,2	22,5	17,5	24
50840605	3/4"x16UNF	AISI 316	1 radial	12,2	22,5	17,5	24
50860675	7/8"x14UNF	AISI 316	1 radial	12,2	26	20	30
50860695	1 1/8"x12UNF	AISI 316	1 radial	16,2	35	23	36

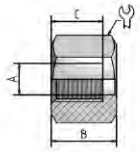

Tube cleaning accessories

Part no.	Thread	Material		Dimensions (mm) A	B	C	
Stop sleeve							
1.84108601E	-	Steel	-	23,7	87	-	-

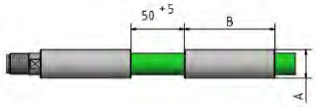

Marking ring							
1.852125.1	-	Steel	-	22,8	20	-	-
1.852125.5	-	AISI 316	-	22,8	20	-	-

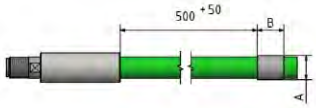

Production related variations of the burst pressure of up to 5 % are possible. Other colors upon request.

The safety factors between the burst pressure and the working pressure as well as the test pressure depend on the operating conditions. For gaseous media the outer cover is to be pinpricked.

Regarding the safety factor for gaseous media please contact your local SPIR STAR® assembling center.

The indicated working pressure refers to the hose only. Depending on the used fitting the permitted working pressure of a hose assembly may be less.

**) Blast-Pro® fittings may only be used for tube cleaning operations inside the tube. They have not been designed for the use outside of tubes.*

We reserve our rights for technical changes without notice. Subject to printing errors.

© Copyright by SPIR STAR® | Revision 13.12.2022

Hose Type 8/6HDC1

86HDC100288

ID8 - Series: E

Applications

Waterblast: Heat exchanger tube cleaning, surface preparation (concrete removal, surface cleaning of buildings, paint removal), tank and vessel cleaning, ultra high-pressure waterjet cutting and hydro demolition (cutting and demolition of armoured concrete, pipelines, paper or steel)

Hydraulics: Pressure test equipment (valves, tooling and control panels)

Technical Information

Inner Core: Polyoxymethylene (POM)

Pressure Support: 6 layers of high-tensile steel wire

Outer Cover: First: Polyamide (PA), Second: Polyurethane (TPU)

Color: First: silver, second: grey

Temperature: -30°C to +70°C [-22°F to 158°F]

Ø ID	Ø OD	Working Pressure --	Working Pressure (SF 2,5:1)	Burst Pressure	Bend Radius	Weight	Insert ID
7,7 mm	22,8 mm	--	2.500 bar	6.250 bar	260 mm	1,085 kg/m	4,5 mm
0,30 inch	0,90 inch	--	36.250 psi	90.625 psi	10,24 inch	0,727 lbs/ft	0,18 inch

Sleeve

Part no.	Thread	Material	Dimensions (mm) A	B	C	
Sleeve						
10860116	-	Steel	22,8	88,6	-	-

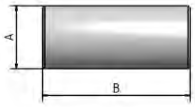

Insert

Part no.	Thread	Material	Nut	Dimensions (mm) A	B	C	
HP fitting							
40860214E	3/8"x24UNF LH	Stainless steel	-	4,5	114	19,1	-
40860204E	9/16"x18UNF LH	Stainless steel	-	4,8	126	31	-
40860104E	M14x1,5 LH	Stainless steel	-	4,8	126	31	-
MP fitting							
40860324E	3/4"x16UNF LH	Stainless steel	-	4,5	139	18	-
Type M female swivel							
20860644E	3/4"x16UNF	Stainless steel	50840605, 50840601	4,5	107	-	24
20860684E	7/8"x14UNF	Stainless steel	50860675	4,5	109	-	30
20860694E	1 1/8"x12UNF	Stainless steel	50860695	4,5	100	-	36

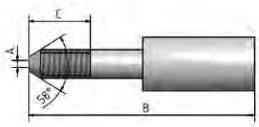

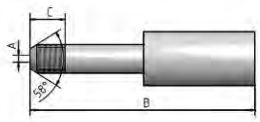

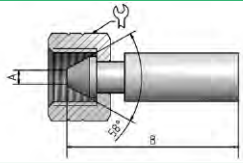

© Copyright by SPIR STAR® | Revision 14.12.2023

Swivel nut

Part no.	Thread	Material	Relief bores	Dimensions (mm) A	B	C	
Swivel nut							
50840601	3/4"x16UNF	Steel	1 radial	12,2	22,5	17,5	24
50840605	3/4"x16UNF	AISI 316	1 radial	12,2	22,5	17,5	24
50860675	7/8"x14UNF	AISI 316	1 radial	12,2	26	20	30
50860695	1 1/8"x12UNF	AISI 316	1 radial	16,2	35	23	36

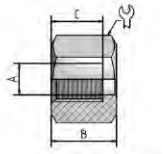

Production related variations of the burst pressure of up to 5 % are possible. Other colors upon request.

The safety factors between the burst pressure and the working pressure as well as the test pressure depend on the operating conditions. For gaseous media the outer cover is to be pinpricked.

Regarding the safety factor for gaseous media please contact your local SPIR STAR® assembling center.

The indicated working pressure refers to the hose only. Depending on the used fitting the permitted working pressure of a hose assembly may be less.

**) Blast-Pro® fittings may only be used for tube cleaning operations inside the tube. They have not been designed for the use outside of tubes.*

We reserve our rights for technical changes without notice. Subject to printing errors.

© Copyright by SPIR STAR® | Revision 14.12.2023

Hose Type 8/6UHP®

86UHP075

ID8 - Series: E

Applications

Waterblast: Heat exchanger tube cleaning, surface preparation (concrete removal, surface cleaning of buildings, paint removal), tank and vessel cleaning, ultra high-pressure waterjet cutting and hydro demolition (cutting and demolition of armoured concrete, pipelines, paper or steel)

Hydraulics: Pressure test equipment (valves, tooling and control panels)

Technical Information

Inner Core: Polyoxymethylene (POM)

Pressure Support: 6 layers of high-tensile steel wire

Outer Cover: Polyamide (PA)

Color: Orange

Temperature: -30°C to +70°C [-22°F to 158°F]

Ø ID	Ø OD	Working Pressure --	Working Pressure (SF 2,5:1)	Burst Pressure	Bend Radius	Weight	Insert ID
7,6 mm	19,3 mm	--	2.800 bar	7.000 bar	300 mm	1,055 kg/m	4,5 mm
0,30 inch	0,76 inch	--	40.600 psi	101.500 psi	11,81 inch	0,707 lbs/ft	0,18 inch

Sleeve

Part no.	Thread	Material	Dimensions (mm) A	B	C	
Sleeve						
10860116	-	Steel	23,7	88,6	-	-

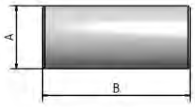

Insert

Part no.	Thread	Material	Nut	Dimensions (mm) A	B	C	
HP fitting							
40860214E	3/8"x24UNF LH	Stainless steel	-	4,5	114	19,1	-
40860204E	9/16"x18UNF LH	Stainless steel	-	4,8	126	31	-
40860104E	M14x1,5 LH	Stainless steel	-	4,8	126	31	-
MP fitting							
40860324E	3/4"x16UNF LH	Stainless steel	-	4,5	139	18	-
Type M female swivel							
20860644E	3/4"x16UNF	Stainless steel	50840605, 50840601	4,5	107	-	24
20860684E	7/8"x14UNF	Stainless steel	50860675	4,5	109	-	30
20860694E	1 1/8"x12UNF	Stainless steel	50860695	4,5	100	-	36

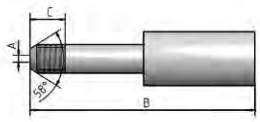

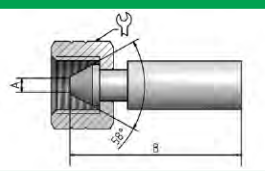

© Copyright by SPIR STAR® | Revision 11.10.2023

Swivel nut

Part no.	Thread	Material	Relief bores	Dimensions (mm) A	B	C	
Swivel nut							
50840601	3/4"x16UNF	Steel	1 radial	12,2	22,5	17,5	24
50840605	3/4"x16UNF	AISI 316	1 radial	12,2	22,5	17,5	24
50860675	7/8"x14UNF	AISI 316	1 radial	12,2	26	20	30
50860695	1 1/8"x12UNF	AISI 316	1 radial	16,2	35	23	36

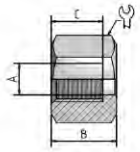

Tube cleaning accessories

Part no.	Thread	Material		Dimensions (mm) A	B	C	
Stop sleeve							
1.84108601E	-	Steel	-	23,7	87	-	-
Marking ring							
1.852125.1	-	Steel	-	23,3	20	-	-
1.852125.5	-	AISI 316	-	23,3	20	-	-

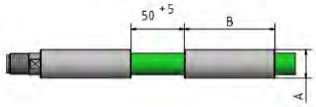

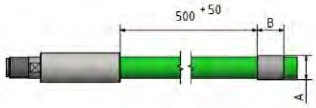

Production related variations of the burst pressure of up to 5 % are possible. Other colors upon request.

The safety factors between the burst pressure and the working pressure as well as the test pressure depend on the operating conditions. For gaseous media the outer cover is to be pinpricked.

Regarding the safety factor for gaseous media please contact your local SPIR STAR® assembling center.

The indicated working pressure refers to the hose only. Depending on the used fitting the permitted working pressure of a hose assembly may be less.

**) Blast-Pro® fittings may only be used for tube cleaning operations inside the tube. They have not been designed for the use outside of tubes.*

We reserve our rights for technical changes without notice. Subject to printing errors.

© Copyright by SPIR STAR® | Revision 11.10.2023

Hose Type 8/6UHP-X

86UHP075-X

ID8 - Series: E

Applications

Waterblast: Heat exchanger tube cleaning, surface preparation (concrete removal, surface cleaning of buildings, paint removal), tank and vessel cleaning, ultra high-pressure waterjet cutting and hydro demolition (cutting and demolition of armoured concrete, pipelines, paper or steel)

Hydraulics: Pressure test equipment (valves, tooling and control panels)

Technical Information

Inner Core: Polyoxymethylene (POM)

Pressure Support: 6 layers of high-tensile steel wire

Outer Cover: Polyamide (PA)

Color: Orange

Temperature: -30°C to +70°C [-22°F to 158°F]

Ø ID	Ø OD	Working Pressure --	Working Pressure (SF 2,3:1)	Burst Pressure	Bend Radius	Weight	Insert ID
7,6 mm	19,3 mm	--	3.035 bar	7.000 bar	300 mm	1,055 kg/m	4,5 mm
0,30 inch	0,76 inch	--	44.000 psi	101.500 psi	11,81 inch	0,707 lbs/ft	0,18 inch

Sleeve

Part no.	Thread	Material	Dimensions (mm) A	B	C	
Sleeve						
10860116	-	Steel	23,7	88,6	-	-

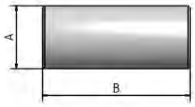

Insert

Part no.	Thread	Material	Nut	Dimensions (mm) A	B	C	
HP fitting							
40860214E	3/8"x24UNF LH	Stainless steel	-	4,5	114	19,1	-
40860204E	9/16"x18UNF LH	Stainless steel	-	4,8	126	31	-
40860104E	M14x1,5 LH	Stainless steel	-	4,8	126	31	-
MP fitting							
40860324E	3/4"x16UNF LH	Stainless steel	-	4,5	139	18	-
Type M female swivel							
20860644E	3/4"x16UNF	Stainless steel	50840605, 50840601	4,5	107	-	24
20860684E	7/8"x14UNF	Stainless steel	50860675	4,5	109	-	30
20860694E	1 1/8"x12UNF	Stainless steel	50860695	4,5	100	-	36

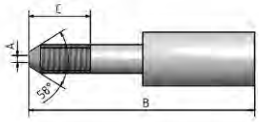

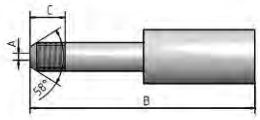

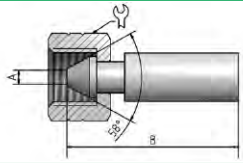

© Copyright by SPIR STAR® | Revision 11.11.2020

Swivel nut

Part no.	Thread	Material	Relief bores	Dimensions (mm) A	B	C	
Swivel nut							
50840601	3/4"x16UNF	Steel	1 radial	12,2	22,5	17,5	24
50840605	3/4"x16UNF	AISI 316	1 radial	12,2	22,5	17,5	24
50860675	7/8"x14UNF	AISI 316	1 radial	12,2	26	20	30
50860695	1 1/8"x12UNF	AISI 316	1 radial	16,2	35	23	36

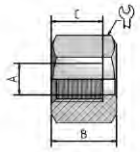

Tube cleaning accessories

Part no.	Thread	Material		Dimensions (mm) A	B	C	
Stop sleeve							
1.84108601E	-	Steel	-	23,7	87	-	-
Marking ring							
1.852125.1	-	Steel	-	23,3	20	-	-
1.852125.5	-	AISI 316	-	23,3	20	-	-

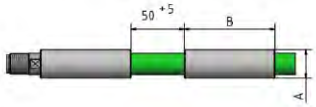

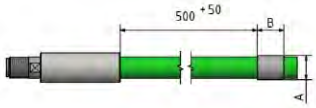

Production related variations of the burst pressure of up to 5 % are possible. Other colors upon request.

The safety factors between the burst pressure and the working pressure as well as the test pressure depend on the operating conditions. For gaseous media the outer cover is to be pinpricked.

Regarding the safety factor for gaseous media please contact your local SPIR STAR® assembling center.

The indicated working pressure refers to the hose only. Depending on the used fitting the permitted working pressure of a hose assembly may be less.

**) Blast-Pro® fittings may only be used for tube cleaning operations inside the tube. They have not been designed for the use outside of tubes.*

We reserve our rights for technical changes without notice. Subject to printing errors.

© Copyright by SPIR STAR® | Revision 11.11.2020

Hose Type 8mmUHP®

8UHP075

ID8 - Series: C

Applications

Waterblast: Surface preparation (concrete removal, surface cleaning of buildings, paint removal), tank and vessel cleaning, ultra high-pressure waterjet cutting and hydro demolition (cutting and demolition of armoured concrete, pipelines, paper or steel)

Hydraulics: Pressure test equipment (valves, tooling and control panels)

Technical Information

Inner Core: Polyoxymethylene (POM)

Pressure Support: 8 layers of high-tensile steel wire

Outer Cover: Polyamide (PA)

Color: Orange

Temperature: -30°C to +60°C [-22°F to 140°F]

Ø ID	Ø OD	Working Pressure --	Working Pressure (SF 2,3:1)	Burst Pressure	Bend Radius	Weight	Insert ID
7,6 mm	22,0 mm	--	3.200 bar	7.400 bar	300 mm	1,500 kg/m	4,5 mm
0,30 inch	0,87 inch	--	46.400 psi	107.300 psi	11,81 inch	1,005 lbs/ft	0,18 inch

Sleeve

Part no.	Thread	Material	Dimensions (mm) A	B	C	
Sleeve						
10880142	-	Steel	29,7	66,8	-	-

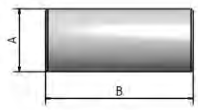

Insert

Part no.	Thread	Material	Nut	Dimensions (mm) A	B	C	
HP fitting							
40860214C	3/8"x24UNF LH	Stainless steel	-	4,5	100	20	-
40860204C	9/16"x18UNF LH	Stainless steel	-	4,5	112	23,8	-
40860104C	M14x1,5 LH	Stainless steel	-	4,5	112	24	-
Female swivel with O-Ring							
20860224C	M24x1,5	Stainless steel	51320205, 51321206	4,5	91	-	32
Type M female swivel							
20860644C	3/4"x16UNF	Stainless steel	50840605, 50840601	4,5	76	-	24

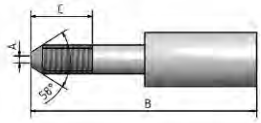

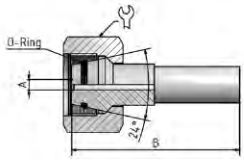

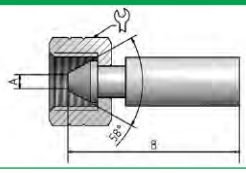

© Copyright by SPIR STAR® | Revision 11.10.2023

Swivel nut

Part no.	Thread	Material	Relief bores	Dimensions (mm) A	B	C	
Swivel nut							
50840601	3/4"x16UNF	Steel	1 radial	12,2	22,5	17,5	24
50840605	3/4"x16UNF	AISI 316	1 radial	12,2	22,5	17,5	24
51321206	M24x1,5	Steel	2 axial	16,8	23	16	32
51320205	M24x1,5	AISI 316	1 radial	16,8	23	16	32

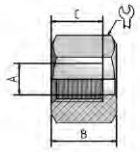

Tube cleaning accessories

Part no.	Thread	Material		Dimensions (mm) A	B	C	
Marking ring							
1.852630.5	-	AISI 316	-	26	20	-	-

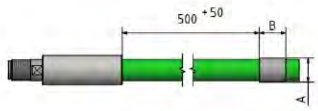

Production related variations of the burst pressure of up to 5 % are possible. Other colors upon request.

The safety factors between the burst pressure and the working pressure as well as the test pressure depend on the operating conditions. For gaseous media the outer cover is to be pinpricked.

Regarding the safety factor for gaseous media please contact your local SPIR STAR® assembling center.

The indicated working pressure refers to the hose only. Depending on the used fitting the permitted working pressure of a hose assembly may be less.

**) Blast-Pro® fittings may only be used for tube cleaning operations inside the tube. They have not been designed for the use outside of tubes.*

We reserve our rights for technical changes without notice. Subject to printing errors.

© Copyright by SPIR STAR® | Revision 11.10.2023

Hose Type 10/2

1022093

ID10 - Series: A

Applications

Waterblast: Heat exchanger tube cleaning

Hydraulics: Pressure test equipment (valves, tooling and control panels)

Technical Information

Inner Core: Polyamide (PA)

Pressure Support: 2 layers of high-tensile steel wire

Outer Cover: Polyamide (PA)

Color: Yellow

Temperature: -30°C to +70°C [-22°F to 158°F]

Ø ID	Ø OD	Working Pressure --	Working Pressure (SF 2.5:1)	Burst Pressure	Bend Radius	Weight	Insert ID
10,1 mm	15,5 mm	--	690 bar	1.725 bar	160 mm	0,280 kg/m	6,5 mm
0,40 inch	0,61 inch	--	10.005 psi	25.010 psi	6,30 inch	0,188 lbs/ft	0,26 inch

Sleeve

Part no.	Thread	Material	Dimensions (mm) A	B	C	
Sleeve						
11020101	-	Steel	20,8	57,5	-	-

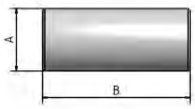

Insert

Part no.	Thread	Material	Nut	Dimensions (mm) A	B	C	
Male fitting							
31020401A	3/8"x18NPTF	Steel	-	6,5	82	14	19
31020405A	3/8"x18NPTF	AISI 316	-	6,5	82	14	19
31020425A	1/2"x14NPT	AISI 316	-	6,5	86	18	22
Male fitting 60° internal cone							
31020311A	G3/8"	Steel	-	6,5	78,5	12	17
Universal female swivel 24°/60°							
21020301A	G1/2"	Steel	51060311	6,5	73	-	27
21020305A	G1/2"	AISI 316	51060315, 51060311	6,5	73	-	27
Female swivel with O-Ring							
21020221A	M22x1,5	Steel	51060201, 51060205	6,5	83	-	30
21040201A	M24x1,5	Steel	51321206	6,5	83,5	-	32

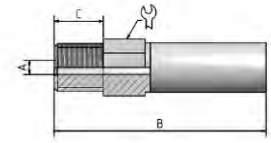

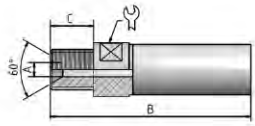

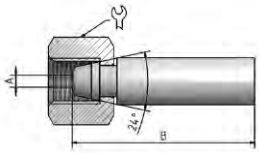

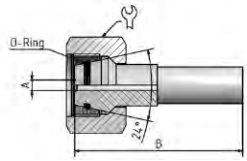

© Copyright by SPIR STAR® | Revision 14.10.2021

Insert

Part no.	Thread	Material	Nut	Dimensions (mm) A	B	C	
Type M female swivel							
21020645A	3/4"x16UNF	AISI 316	51320615	6,5	69	-	24

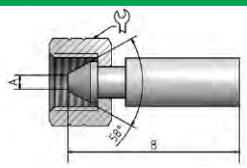

Swivel nut

Part no.	Thread	Material	Relief bores	Dimensions (mm) A	B	C	
Swivel nut							
51320615	3/4"x16UNF	AISI 316	1 radial	14,2	22,5	17,5	24
51060311	G1/2"	Steel	1 radial	16,7	23,5	13,5	27
51060315	G1/2"	AISI 316	1 radial	16,7	23,5	13,5	27
51060201	M22x1,5	Steel	2 axial	14,2	23	14	30
51060205	M22x1,5	AISI 316	2 axial	14,2	25	14	30
51321206	M24x1,5	Steel	2 axial	16,8	23	16	32

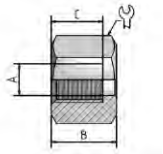

Tube cleaning accessories

Part no.	Thread	Material		Dimensions (mm) A	B	C	
Stop sleeve							
1.84110201A	-	Steel	-	20,8	58	-	-

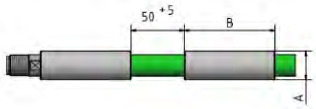

Marking ring							
1.851720.5	-	AISI 316	-	18,5	10	-	-

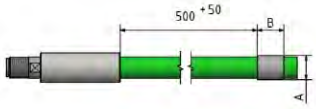

Production related variations of the burst pressure of up to 5 % are possible. Other colors upon request.

The safety factors between the burst pressure and the working pressure as well as the test pressure depend on the operating conditions. For gaseous media the outer cover is to be pinpricked.

Regarding the safety factor for gaseous media please contact your local SPIR STAR® assembling center.

The indicated working pressure refers to the hose only. Depending on the used fitting the permitted working pressure of a hose assembly may be less.

**) Blast-Pro® fittings may only be used for tube cleaning operations inside the tube. They have not been designed for the use outside of tubes.*

We reserve our rights for technical changes without notice. Subject to printing errors.

© Copyright by SPIR STAR® | Revision 14.10.2021

Hose Type 10/2W

102W222

ID10 - Series: A

Applications

Hydraulics: Pressure test equipment (valves, tooling and control panels), hydraulic tools (instrumentation packages for gauges, control of service equipment, hydraulic jacks, hydraulic tools)

Oil and Gas: Control of subsea hydraulic components, nitrogen service, Gaseous media handling

Technical Information

Inner Core: Polyamide (PA)

Pressure Support: 2 open layers, 2 dense layers of high-tensile steel wire

Outer Cover: Polyurethane (TPU)

Color: Black

Temperature: -30°C to +60°C [-22°F to 140°F]

Ø ID	Ø OD	Working Pressure --	Working Pressure (SF 2,5:1)	Burst Pressure	Bend Radius	Weight	Insert ID
10,0 mm	17,2 mm	--	1.100 bar	2.760 bar	125 mm	0,430 kg/m	6,5 mm
0,39 inch	0,68 inch	--	15.950 psi	40.020 psi	4,92 inch	0,288 lbs/ft	0,26 inch

Sleeve

Part no.	Thread	Material	Dimensions (mm) A	B	C	
Sleeve						
11030191W	-	Steel	21,5	56,75	-	-
11030195W	-	AISI 316	21,5	58	-	-

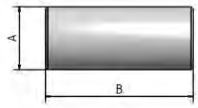

Insert

Part no.	Thread	Material	Nut	Dimensions (mm) A	B	C	
Male fitting							
31020401A	3/8"x18NPTF	Steel	-	6,5	82	14	19
31020405A	3/8"x18NPTF	AISI 316	-	6,5	82	14	19
31020425A	1/2"x14NPT	AISI 316	-	6,5	86	18	22
Male fitting 60° internal cone							
31020311A	G3/8"	Steel	-	6,5	78,5	12	17

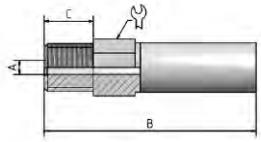

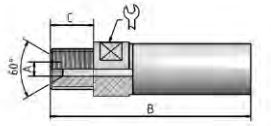

© Copyright by SPIR STAR® | Revision 11.11.2020

Insert

Part no.	Thread	Material	Nut	Dimensions (mm) A	B	C	
Universal female swivel 24°/60°							
21020301A	G1/2"	Steel	51060311	6,5	73	-	27
21020305A	G1/2"	AISI 316	51060315, 51060311	6,5	73	-	27
Female swivel with O-Ring							
21020221A	M22x1,5	Steel	51060201, 51060205	6,5	83	-	30
21040201A	M24x1,5	Steel	51321206	6,5	83,5	-	32
Type M female swivel							
21020645A	3/4"x16UNF	AISI 316	51320615	6,5	69	-	24

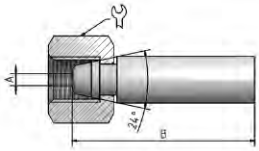

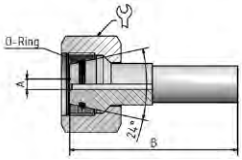

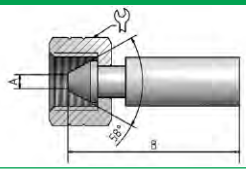

Swivel nut

Part no.	Thread	Material	Relief bores	Dimensions (mm) A	B	C	
Swivel nut							
51320615	3/4"x16UNF	AISI 316	1 radial	14,2	22,5	17,5	24
51060311	G1/2"	Steel	1 radial	16,7	23,5	13,5	27
51060315	G1/2"	AISI 316	1 radial	16,7	23,5	13,5	27
51060201	M22x1,5	Steel	2 axial	14,2	23	14	30
51060205	M22x1,5	AISI 316	2 axial	14,2	25	14	30
51321206	M24x1,5	Steel	2 axial	16,8	23	16	32

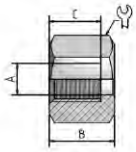

Production related variations of the burst pressure of up to 5 % are possible. Other colors upon request.

The safety factors between the burst pressure and the working pressure as well as the test pressure depend on the operating conditions. For gaseous media the outer cover is to be pinpricked.

Regarding the safety factor for gaseous media please contact your local SPIR STAR® assembling center.

The indicated working pressure refers to the hose only. Depending on the used fitting the permitted working pressure of a hose assembly may be less.

**) Blast-Pro® fittings may only be used for tube cleaning operations inside the tube. They have not been designed for the use outside of tubes.*

We reserve our rights for technical changes without notice. Subject to printing errors.

© Copyright by SPIR STAR® | Revision 11.11.2020

Hose Type 10/4

104001

ID10 - Series: B, C and Y

Applications

Waterblast: Heat exchanger tube cleaning, surface preparation (concrete removal, surface cleaning of buildings, paint removal), tank and vessel cleaning, ultra high-pressure waterjet cutting and hydro demolition (cutting and demolition of armoured concrete, pipelines, paper or steel)

Hydraulics: Pressure test equipment (valves, tooling and control panels), hydraulic tools (instrumentation packages for gauges, control of service equipment, hydraulic jacks, hydraulic tools)

Oil and Gas: Grease injection, chemical injection, control of subsea hydraulic components, nitrogen service, Gaseous media handling

Technical Information

Inner Core: Polyoxymethylene (POM)

Pressure Support: 4 layers of high-tensile steel wire

Outer Cover: Polyamide (PA)

Color: Blue

Temperature: -30°C to +70°C [-22°F to 158°F]

Ø ID	Ø OD	Working Pressure --	Working Pressure (SF 2.5:1)	Burst Pressure	Bend Radius	Weight	Insert ID
9,9 mm	18,4 mm	--	1.500 bar	3.800 bar	200 mm	0,690 kg/m	5,5 mm
0,39 inch	0,72 inch	--	21.750 psi	55.100 psi	7,87 inch	0,464 lbs/ft	0,22 inch

Sleeve

Part no.	Thread	Material	Dimensions (mm) A	B	C	
Sleeve						
11040102	-	Steel	23	63,7	-	-
11040105	-	AISI 316	23	64	-	-
Blast-Pro® sleeve						
11040232	-	Steel	21	33	-	-

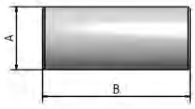

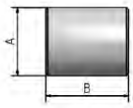

Insert

Part no.	Thread	Material	Nut	Dimensions (mm) A	B	C	
HP fitting							
41060204C	9/16"x18UNF LH	Stainless steel	-	5,5	114	24	-

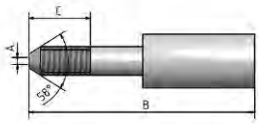

© Copyright by SPIR STAR® | Revision 11.11.2020

Blast-Pro® Insert*

Part no.	Thread	Material	Sleeve	Dimensions (mm) A	B	C	
Blast-Pro® MP male							
41040244Y	9/16"x18UNF LH	Stainless steel	11040232	6	81	25	17

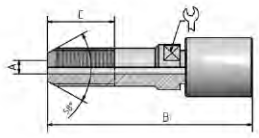

Insert

Part no.	Thread	Material	Nut	Dimensions (mm) A	B	C	
Male fitting 60° internal cone							
31060311B	G3/8"	Steel	-	5,5	80	12	17
Universal female swivel 24°/60°							
21060304C	G1/2"	Stainless steel	51060311, 51060315	5,5	78	-	27
Female swivel with O-Ring							
21060204C	M22x1,5	Stainless steel	51060201, 51060205	5,5	90	-	30
21060224C	M24x1,5	Stainless steel	51320205, 51321206, 51360206	5,5	93	-	32
21060221B	M24x1,5	Steel	51321206	5,5	92,5	-	32
Type M female swivel							
21040645B	3/4"x16UNF	AISI 316	51320615	5,5	78	-	24

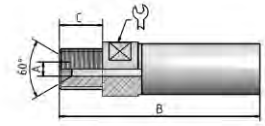

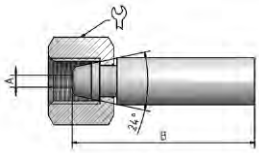

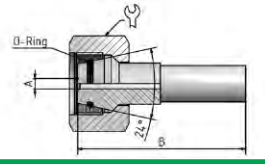

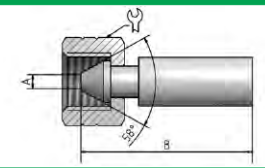

Swivel nut

Part no.	Thread	Material	Relief bores	Dimensions (mm) A	B	C	
Swivel nut							
51320615	3/4"x16UNF	AISI 316	1 radial	14,2	22,5	17,5	24
51060311	G1/2"	Steel	1 radial	16,7	23,5	13,5	27
51060315	G1/2"	AISI 316	1 radial	16,7	23,5	13,5	27
51060201	M22x1,5	Steel	2 axial	14,2	23	14	30
51060205	M22x1,5	AISI 316	2 axial	14,2	25	14	30
51321206	M24x1,5	Steel	2 axial	16,8	23	16	32
51320205	M24x1,5	AISI 316	1 radial	16,8	23	16	32

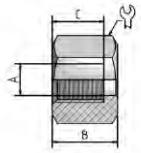

© Copyright by SPIR STAR® | Revision 11.11.2020

Tube cleaning accessories

Part no.	Thread	Material		Dimensions (mm) A	B	C	
Marking ring							
1.852125.1	-	Steel	-	22,4	20	-	-
1.852125.5	-	AISI 316	-	22,4	20	-	-

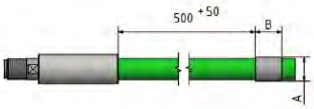

Production related variations of the burst pressure of up to 5 % are possible. Other colors upon request.

The safety factors between the burst pressure and the working pressure as well as the test pressure depend on the operating conditions. For gaseous media the outer cover is to be pinpricked.

Regarding the safety factor for gaseous media please contact your local SPIR STAR® assembling center.

The indicated working pressure refers to the hose only. Depending on the used fitting the permitted working pressure of a hose assembly may be less.

**) Blast-Pro® fittings may only be used for tube cleaning operations inside the tube. They have not been designed for the use outside of tubes.*

We reserve our rights for technical changes without notice. Subject to printing errors.

© Copyright by SPIR STAR® | Revision 11.11.2020

Hose Type 10/6

106001

ID10 - Series: C

Applications

Waterblast: Surface preparation (concrete removal, surface cleaning of buildings, paint removal), tank and vessel cleaning, ultra high-pressure waterjet cutting and hydro demolition (cutting and demolition of armoured concrete, pipelines, paper or steel)

Hydraulics: Pressure test equipment (valves, tooling and control panels)

Technical Information

Inner Core: Polyoxymethylene (POM)

Pressure Support: 6 layers of high-tensile steel wire

Outer Cover: Polyamide (PA)

Color: Blue

Temperature: -30°C to +60°C [-22°F to 140°F]

Ø ID	Ø OD	Working Pressure --	Working Pressure (SF 2,5:1)	Burst Pressure	Bend Radius	Weight	Insert ID
9,8 mm	20,4 mm	--	1.920 bar	4.800 bar	250 mm	1,000 kg/m	5,5 mm
0,39 inch	0,80 inch	--	27.840 psi	69.600 psi	9,84 inch	0,672 lbs/ft	0,22 inch

Sleeve

Part no.	Thread	Material	Dimensions (mm) A	B	C	
Sleeve						
11060102	-	Steel	26,6	64	-	-

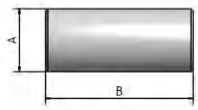

Insert

Part no.	Thread	Material	Nut	Dimensions (mm) A	B	C	
HP fitting							
41060204C	9/16"x18UNF LH	Stainless steel	-	5,5	114	24	-
Universal female swivel 24°/60°							
21060304C	G1/2"	Stainless steel	51060311	5,5	78	-	27
Female swivel with O-Ring							
21060204C	M22x1,5	Stainless steel	51060201, 51060205	5,5	90	-	30
21060224C	M24x1,5	Stainless steel	51320205, 51321206, 51360206	5,5	93	-	32

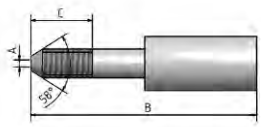

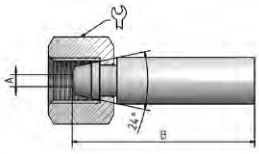

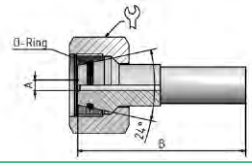

© Copyright by SPIR STAR® | Revision 21.10.2020

Swivel nut

Part no.	Thread	Material	Relief bores	Dimensions (mm) A	B	C	
Swivel nut							
51060311	G1/2"	Steel	1 radial	16,7	23,5	13,5	27
51060201	M22x1,5	Steel	2 axial	14,2	23	14	30
51060205	M22x1,5	AISI 316	2 axial	14,2	25	14	30
51321206	M24x1,5	Steel	2 axial	16,8	23	16	32
51320205	M24x1,5	AISI 316	1 radial	16,8	23	16	32

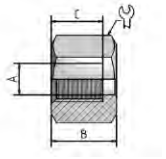

Tube cleaning accessories

Part no.	Thread	Material		Dimensions (mm) A	B	C	
Marking ring							
1.852630.5	-	AISI 316	-	24,4	20	-	-

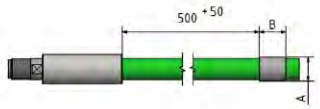

Production related variations of the burst pressure of up to 5 % are possible. Other colors upon request.

The safety factors between the burst pressure and the working pressure as well as the test pressure depend on the operating conditions. For gaseous media the outer cover is to be pinpricked.

Regarding the safety factor for gaseous media please contact your local SPIR STAR® assembling center.

The indicated working pressure refers to the hose only. Depending on the used fitting the permitted working pressure of a hose assembly may be less.

**) Blast-Pro® fittings may only be used for tube cleaning operations inside the tube. They have not been designed for the use outside of tubes.*

We reserve our rights for technical changes without notice. Subject to printing errors.

© Copyright by SPIR STAR® | Revision 21.10.2020

Hose Type 10mmUHP-X-3035

10UHP079-X.3035

ID10 - Series: E

Applications

Waterblast: Heat exchanger tube cleaning, surface preparation (concrete removal, surface cleaning of buildings, paint removal), tank and vessel cleaning, ultra high-pressure waterjet cutting and hydro demolition (cutting and demolition of armoured concrete, pipelines, paper or steel)

Hydraulics: Pressure test equipment (valves, tooling and control panels)

Technical Information

Inner Core: Polyoxymethylene (POM)

Pressure Support: 8 layers of high-tensile steel wire

Outer Cover: Polyamide (PA)

Color: Chrome yellow

Temperature: -30°C to +70°C [-22°F to 158°F]

Ø ID	Ø OD	Working Pressure --	Working Pressure (SF 2,0:1)	Burst Pressure	Bend Radius	Weight	Insert ID
9,8 mm	24,0 mm	--	3.035 bar	6.100 bar	320 mm	1,730 kg/m	6,0 mm
0,39 inch	0,94 inch	--	44.000 psi	88.450 psi	12,60 inch	1,163 lbs/ft	0,24 inch

Sleeve

Part no.	Thread	Material	Dimensions (mm) A	B	C	
Sleeve						
11080109		carbon steel	31	82,7	-	-

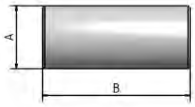

Insert

Part no.	Thread	Material	Nut	Dimensions (mm) A	B	C	
HP fitting							
41060204E	9/16"x18UNF LH	Stainless steel		6	128,6	23,8	-
41060104E	M14x1,5 LH	Stainless steel		6	128,6	23,8	-
41060114E	M18x1,5 LH	Stainless steel		6	145	28	-
Female swivel with O-Ring							
21060204E	M24x1,5	Stainless steel	51321206, 51361206	6	99	-	32
Type M female swivel							
21060604E	7/8"x14UNF	Stainless steel	51060605	6	93	-	30

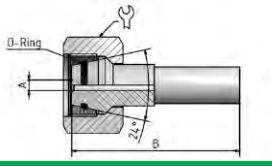

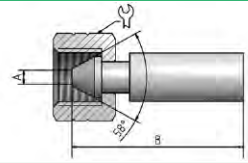

© Copyright by SPIR STAR® | Revision 13.09.2021

Swivel nut

Part no.	Thread	Material	Relief bores	Dimensions (mm) A	B	C	
Swivel nut							
51060605	7/8"x14UNF	AISI 316	1 radial	16,65	30	24	30
51321206	M24x1,5	Steel	2 axial	16,8	23	16	32
51361206	M24x1,5	Steel	2 axial	16,8	28	21	32

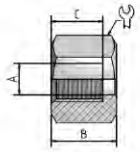

Tube cleaning accessories

Part no.	Thread	Material		Dimensions (mm) A	B	C	
Marking ring							
1.852630.5	-	AISI 316	-	28	20	-	-

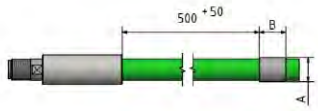

Production related variations of the burst pressure of up to 5 % are possible. Other colors upon request.

The safety factors between the burst pressure and the working pressure as well as the test pressure depend on the operating conditions. For gaseous media the outer cover is to be pinpricked.

Regarding the safety factor for gaseous media please contact your local SPIR STAR® assembling center.

The indicated working pressure refers to the hose only. Depending on the used fitting the permitted working pressure of a hose assembly may be less.

**) Blast-Pro® fittings may only be used for tube cleaning operations inside the tube. They have not been designed for the use outside of tubes.*

We reserve our rights for technical changes without notice. Subject to printing errors.

© Copyright by SPIR STAR® | Revision 13.09.2021

Hose Type 13/2

1322093

ID13 - Series: A

Applications

Waterblast: Heat exchanger tube cleaning, surface preparation (concrete removal, surface cleaning of buildings, paint removal)

Hydraulics: Pressure test equipment (valves, tooling and control panels)

Oil and Gas: Grease injection

Technical Information

Inner Core: Polyamide (PA)

Pressure Support: 2 layers of high-tensile steel wire

Outer Cover: Polyamide (PA)

Color: Yellow

Temperature: -30°C to +70°C [-22°F to 158°F]

Ø ID	Ø OD	Working Pressure --	Working Pressure (SF 2.5:1)	Burst Pressure	Bend Radius	Weight	Insert ID
12,9 mm	19,3 mm	--	690 bar	1.725 bar	200 mm	0,435 kg/m	8,5 mm
0,51 inch	0,76 inch	--	10.005 psi	25.010 psi	7,87 inch	0,291 lbs/ft	0,33 inch

Sleeve

Part no.	Thread	Material	Dimensions (mm) A	B	C	
Sleeve						
11320101	-	Steel	26	58	-	-

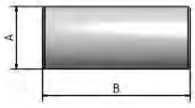

Insert

Part no.	Thread	Material	Nut	Dimensions (mm) A	B	C	
MP fitting							
41320205A	9/16"x18UNF LH	AISI 316	-	8,5	109	12,7	-
Male fitting							
31320401A	1/2"x14NPTF	Steel	-	8,5	90	18	22
31320405A	1/2"x14NPTF	AISI 316	-	8,5	90	18	22

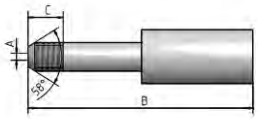

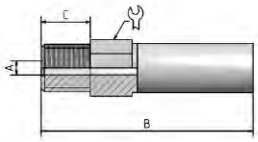

© Copyright by SPIR STAR® | Revision 14.09.2021

Insert

Part no.	Thread	Material	Nut	Dimensions (mm) A	B	C	
Universal female swivel 24°/60°							
21320311A	G1/2"	Steel	51060311	8,5	73	-	27
21320315A	G1/2"	AISI 316	51060315, 51060311	8,5	73	-	27
Female swivel with O-Ring							
21320101A	M22x1,5	Steel	51360221	8,5	85	-	30
21320241A	M24x1,5	Steel	51321206	8,5	80	-	32
21320245A	M24x1,5	AISI 316	51320205	8,5	80	-	32
Type M female swivel							
21320641A	1"x12UNF	Steel	51360641	8,5	74	-	32
21320645A	1"x12UNF	AISI 316	51360645, 51360643	8,5	74	-	32

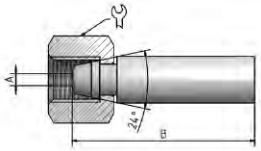

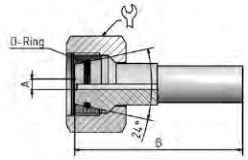

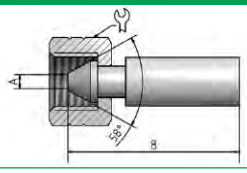

Swivel nut

Part no.	Thread	Material	Relief bores	Dimensions (mm) A	B	C	
Swivel nut							
51360641	1"x12UNF	Steel	1 radial	16,8	28	22	32
51360645	1"x12UNF	AISI 316	1 radial	16,8	28	22	32
51060311	G1/2"	Steel	1 radial	16,7	23,5	13,5	27
51060315	G1/2"	AISI 316	1 radial	16,7	23,5	13,5	27
51360221	M22x1,5	Steel	1 radial	16,8	25	14	30
51321206	M24x1,5	Steel	2 axial	16,8	23	16	32
51320205	M24x1,5	AISI 316	1 radial	16,8	23	16	32

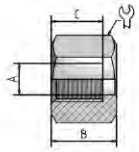

Tube cleaning accessories

Part no.	Thread	Material		Dimensions (mm) A	B	C	
Marking ring							
1.852125.1	-	Steel	-	23,3	20	-	-
1.852125.5	-	AISI 316	-	23,3	20	-	-

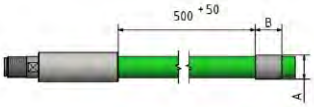

Production related variations of the burst pressure of up to 5 % are possible. Other colors upon request.

The safety factors between the burst pressure and the working pressure as well as the test pressure depend on the operating conditions. For gaseous media the outer cover is to be pinpricked.

Regarding the safety factor for gaseous media please contact your local SPIR STAR® assembling center.

The indicated working pressure refers to the hose only. Depending on the used fitting the permitted working pressure of a hose assembly may be less.

**) Blast-Pro® fittings may only be used for tube cleaning operations inside the tube. They have not been designed for the use outside of tubes.*

We reserve our rights for technical changes without notice. Subject to printing errors.

© Copyright by SPIR STAR® | Revision 14.09.2021

Hose Type 13/2W

132W222

ID13 - Series: A

Applications

Hydraulics: Pressure test equipment (valves, tooling and control panels), hydraulic tools (instrumentation packages for gauges, control of service equipment, hydraulic jacks, hydraulic tools)

Oil and Gas: Grease injection, control of subsea hydraulic components, nitrogen service, Gaseous media handling

Technical Information

Inner Core: Polyamide (PA)

Pressure Support: 2 open layers, 2 dense layers of high-tensile steel wire

Outer Cover: Polyurethane (TPU)

Color: Black

Temperature: -30°C to +60°C [-22°F to 140°F]

Ø ID	Ø OD	Working Pressure --	Working Pressure (SF 2,5:1)	Burst Pressure	Bend Radius	Weight	Insert ID
12,8 mm	20,8 mm	--	1.040 bar	2.600 bar	150 mm	0,590 kg/m	8,5 mm
0,50 inch	0,82 inch	--	15.080 psi	37.700 psi	5,91 inch	0,395 lbs/ft	0,33 inch

Sleeve

Part no.	Thread	Material	Dimensions (mm) A	B	C	
Sleeve						
11330191W	-	Steel	27,2	58	-	-
11330195W	-	AISI 316	27,2	58	-	-

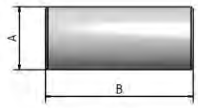

Insert

Part no.	Thread	Material	Nut	Dimensions (mm) A	B	C	
MP fitting							
41320205A	9/16"x18UNF LH	AISI 316	-	8,5	109	12,7	-
Male fitting							
31320401A	1/2"x14NPTF	Steel	-	8,5	90	18	22
31320405A	1/2"x14NPTF	AISI 316	-	8,5	90	18	22
Universal female swivel 24°/60°							
21320311A	G1/2"	Steel	51060311	8,5	73	-	27
21320315A	G1/2"	AISI 316	51060315, 51060311	8,5	73	-	27

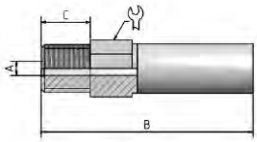

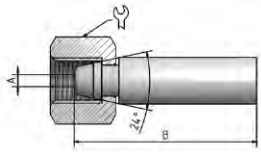

© Copyright by SPIR STAR® | Revision 11.11.2020

Insert

Part no.	Thread	Material	Nut	Dimensions (mm) A	B	C	
Female swivel with O-Ring							
21320101A	M22x1,5	Steel	51360221	8,5	85	-	30
21320241A	M24x1,5	Steel	51321206	8,5	80	-	32
21320245A	M24x1,5	AISI 316	51320205	8,5	80	-	32
Type M female swivel							
21320641A	1"x12UNF	Steel	51360641	8,5	74	-	32
21320645A	1"x12UNF	AISI 316	51360645, 51360643	8,5	74	-	32

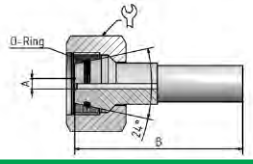

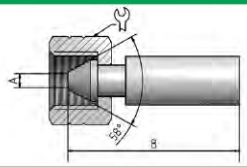

Swivel nut

Part no.	Thread	Material	Relief bores	Dimensions (mm) A	B	C	
Swivel nut							
51360641	1"x12UNF	Steel	1 radial	16,8	28	22	32
51360645	1"x12UNF	AISI 316	1 radial	16,8	28	22	32
51060311	G1/2"	Steel	1 radial	16,7	23,5	13,5	27
51060315	G1/2"	AISI 316	1 radial	16,7	23,5	13,5	27
51360221	M22x1,5	Steel	1 radial	16,8	25	14	30
51321206	M24x1,5	Steel	2 axial	16,8	23	16	32
51320205	M24x1,5	AISI 316	1 radial	16,8	23	16	32

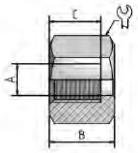

Production related variations of the burst pressure of up to 5 % are possible. Other colors upon request.

The safety factors between the burst pressure and the working pressure as well as the test pressure depend on the operating conditions. For gaseous media the outer cover is to be pinpricked.

Regarding the safety factor for gaseous media please contact your local SPIR STAR® assembling center.

The indicated working pressure refers to the hose only. Depending on the used fitting the permitted working pressure of a hose assembly may be less.

**) Blast-Pro® fittings may only be used for tube cleaning operations inside the tube. They have not been designed for the use outside of tubes.*

We reserve our rights for technical changes without notice. Subject to printing errors.

© Copyright by SPIR STAR® | Revision 11.11.2020

Hose Type 13/2WR

132WR2281

Silver Mongoose

ID13 - Series: O

Applications

Waterblast: Heat exchanger tube cleaning, surface preparation (concrete removal, surface cleaning of buildings, paint removal)

Hydraulics: Pressure test equipment (valves, tooling and control panels)

Oil and Gas: Grease injection, nitrogen service, Gaseous media handling

Technical Information

Inner Core: Polyamide (PA)

Pressure Support: 2 open layers, 2 dense layers of high-tensile steel wire

Outer Cover: Polyurethane (TPU)

Color: Silver

Temperature: -30°C to +60°C [-22°F to 140°F]

Ø ID	Ø OD	Working Pressure --	Working Pressure (SF 2,5:1)	Burst Pressure	Bend Radius	Weight	Insert ID
12,8 mm	22,2 mm	--	1.040 bar	2.600 bar	150 mm	0,590 kg/m	7,5 mm
0,50 inch	0,87 inch	--	15.080 psi	37.700 psi	5,91 inch	0,395 lbs/ft	0,30 inch

Sleeve

Part no.	Thread	Material	Dimensions (mm) A	B	C	
Sleeve						
11330206WR	-	Steel	27,5	63	-	-
11330205WR	-	AISI 316	27,5	63	-	-

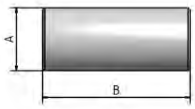

Insert

Part no.	Thread	Material	Nut	Dimensions (mm) A	B	C	
MP fitting							
41360205O	9/16"x18UNF LH	AISI 316	-	7,5	118	13	-
Male fitting							
31360401O	1/2"x14NPTF	Steel	-	7,5	99	18	22
31360405O	1/2"x14NPTF	AISI 316	-	7,5	99	18	22
Universal female swivel 24°/60°							
21360332O	G1/2"	Steel	51060311	7,5	81	-	27
21360335O	G1/2"	AISI 316	51060315, 51060311	7,5	81	-	27

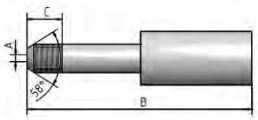

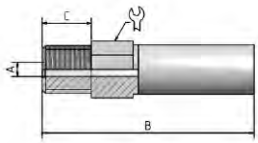

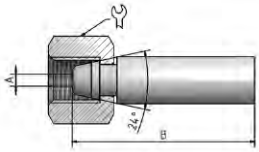

© Copyright by SPIR STAR® | Revision 11.11.2020

Insert

Part no.	Thread	Material	Nut	Dimensions (mm) A	B	C	
Female swivel with O-Ring							
21360122O	M22x1,5	Steel	51360221	7,5	97	-	30
21360242O	M24x1,5	Steel	51321206	7,5	89	-	32
21360245O	M24x1,5	AISI 316	51320205, 51320206	7,5	89	-	32

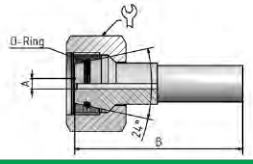

Part no.	Thread	Material	Nut	Dimensions (mm) A	B	C	
Type M female swivel							
21360642O	1"x12UNF	Steel	51360641	7,5	84	-	32
21360645O	1"x12UNF	AISI 316	51360645, 51360641	7,5	84	-	32

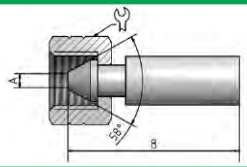

Swivel nut

Part no.	Thread	Material	Relief bores	Dimensions (mm) A	B	C	
Swivel nut							
51360641	1"x12UNF	Steel	1 radial	16,8	28	22	32
51360645	1"x12UNF	AISI 316	1 radial	16,8	28	22	32
51060311	G1/2"	Steel	1 radial	16,7	23,5	13,5	27
51060315	G1/2"	AISI 316	1 radial	16,7	23,5	13,5	27
51360221	M22x1,5	Steel	1 radial	16,8	25	14	30
51321206	M24x1,5	Steel	2 axial	16,8	23	16	32
51320205	M24x1,5	AISI 316	1 radial	16,8	23	16	32

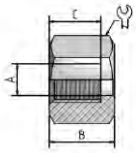

Production related variations of the burst pressure of up to 5 % are possible. Other colors upon request.

The safety factors between the burst pressure and the working pressure as well as the test pressure depend on the operating conditions. For gaseous media the outer cover is to be pinpricked.

Regarding the safety factor for gaseous media please contact your local SPIR STAR® assembling center.

The indicated working pressure refers to the hose only. Depending on the used fitting the permitted working pressure of a hose assembly may be less.

**) Blast-Pro® fittings may only be used for tube cleaning operations inside the tube. They have not been designed for the use outside of tubes.*

We reserve our rights for technical changes without notice. Subject to printing errors.

© Copyright by SPIR STAR® | Revision 11.11.2020

Hose Type 13/4

134208

ID13 - Series: B and C

Applications

Waterblast: Heat exchanger tube cleaning, surface preparation (concrete removal, surface cleaning of buildings, paint removal), tank and vessel cleaning, ultra high-pressure waterjet cutting and hydro demolition (cutting and demolition of armoured concrete, pipelines, paper or steel)

Hydraulics: Pressure test equipment (valves, tooling and control panels), hydraulic tools (instrumentation packages for gauges, control of service equipment, hydraulic jacks, hydraulic tools)

Oil and Gas: Grease injection, chemical injection, control of subsea hydraulic components, nitrogen service, Gaseous media handling

Technical Information

Inner Core: Polyamide (PA)

Pressure Support: 4 layers of high-tensile steel wire

Outer Cover: Polyamide (PA)

Color: Silver

Temperature: -30°C to +70°C [-22°F to 158°F]

Ø ID	Ø OD	Working Pressure --	Working Pressure (SF 2.5:1)	Burst Pressure	Bend Radius	Weight	Insert ID
12,8 mm	21,4 mm	--	1.300 bar	3.250 bar	200 mm	0,800 kg/m	7,5 mm
0,50 inch	0,84 inch	--	18.850 psi	47.125 psi	7,87 inch	0,536 lbs/ft	0,30 inch

Sleeve

Part no.	Thread	Material	Dimensions (mm) A	B	C	
Sleeve						
11340232	-	Steel	29,2	65	-	-
11340105	-	AISI 316	29,2	63		

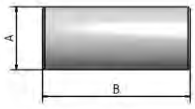

Insert

Part no.	Thread	Material	Nut	Dimensions (mm) A	B	C	
HP fitting							
41360214C	9/16"x18UNF LH	Stainless steel	-	7,5	118	24	-
MP fitting							
41360204C	3/4"x16UNF LH	Stainless steel	-	7,5	121	25	-

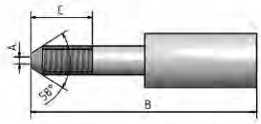

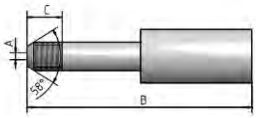

© Copyright by SPIR STAR® | Revision 14.09.2021

Insert

Part no.	Thread	Material	Nut	Dimensions (mm) A	B	C	
Universal female swivel 24°/60°							
21340314B	G1/2"	Stainless steel	51060315, 51060311	7,5	81	-	27
Female swivel with O-Ring							
21360244C	M24x1,5	Stainless steel	51320205, 51321206	7,5	89	-	32
Type M female swivel							
21360644C	1"x12UNF	Stainless steel	51360645, 51360641, 51360643	7,5	84	-	32

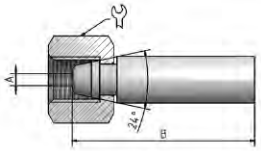

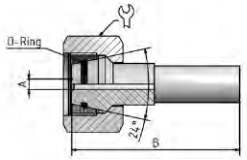

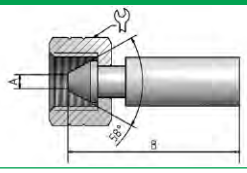

Swivel nut

Part no.	Thread	Material	Relief bores	Dimensions (mm) A	B	C	
Swivel nut							
51360641	1"x12UNF	Steel	1 radial	16,8	28	22	32
51360645	1"x12UNF	AISI 316	1 radial	16,8	28	22	32
51060311	G1/2"	Steel	1 radial	16,7	23,5	13,5	27
51060315	G1/2"	AISI 316	1 radial	16,7	23,5	13,5	27
51321206	M24x1,5	Steel	2 axial	16,8	23	16	32
51320205	M24x1,5	AISI 316	1 radial	16,8	23	16	32

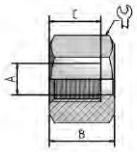

Tube cleaning accessories

Part no.	Thread	Material		Dimensions (mm) A	B	C	
Marking ring							
1.852630.5	-	AISI 316	-	25,4	20	-	-

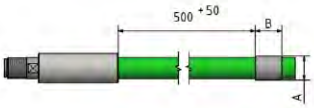

Production related variations of the burst pressure of up to 5 % are possible. Other colors upon request.

The safety factors between the burst pressure and the working pressure as well as the test pressure depend on the operating conditions. For gaseous media the outer cover is to be pinpricked.

Regarding the safety factor for gaseous media please contact your local SPIR STAR® assembling center.

The indicated working pressure refers to the hose only. Depending on the used fitting the permitted working pressure of a hose assembly may be less.

**) Blast-Pro® fittings may only be used for tube cleaning operations inside the tube. They have not been designed for the use outside of tubes.*

We reserve our rights for technical changes without notice. Subject to printing errors.

© Copyright by SPIR STAR® | Revision 14.09.2021

Hose Type 13/4H

134H201

ID13 - Series: B and C

Applications

Waterblast: Heat exchanger tube cleaning, surface preparation (concrete removal, surface cleaning of buildings, paint removal), tank and vessel cleaning, ultra high-pressure waterjet cutting and hydro demolition (cutting and demolition of armoured concrete, pipelines, paper or steel)

Hydraulics: Pressure test equipment (valves, tooling and control panels), hydraulic tools (instrumentation packages for gauges, control of service equipment, hydraulic jacks, hydraulic tools)

Oil and Gas: Grease injection, chemical injection, control of subsea hydraulic components, nitrogen service, Gaseous media handling

Technical Information

Inner Core: Polyamide (PA)

Pressure Support: 4 layers of high-tensile steel wire

Outer Cover: Polyamide (PA)

Color: Blue

Temperature: -30°C to +70°C [-22°F to 158°F]

Ø ID	Ø OD	Working Pressure --	Working Pressure (SF 2.5:1)	Burst Pressure	Bend Radius	Weight	Insert ID
12,8 mm	22,0 mm	--	1.400 bar	3.500 bar	200 mm	0,880 kg/m	7,5 mm
0,50 inch	0,87 inch	--	20.300 psi	50.750 psi	7,87 inch	0,590 lbs/ft	0,30 inch

Sleeve

Part no.	Thread	Material	Dimensions (mm) A	B	C	
Sleeve						
11340232	-	Steel	29,2	65	-	-
11340105	-	AISI 316	29,2	63		

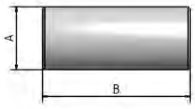

Insert

Part no.	Thread	Material	Nut	Dimensions (mm) A	B	C	
HP fitting							
41360214C	9/16"x18UNF LH	Stainless steel	-	7,5	118	24	-
MP fitting							
41360204C	3/4"x16UNF LH	Stainless steel	-	7,5	121	25	-

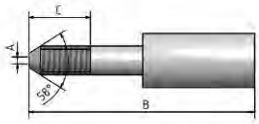

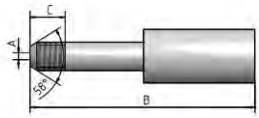

© Copyright by SPIR STAR® | Revision 21.10.2020

Insert

Part no.	Thread	Material	Nut	Dimensions (mm) A	B	C	
Universal female swivel 24°/60°							
21340314B	G1/2"	Stainless steel	51060315, 51060311	7,5	81	-	27
Female swivel with O-Ring							
21360244C	M24x1,5	Stainless steel	51320205, 51321206	7,5	89	-	32
Type M female swivel							
21360644C	1"x12UNF	Stainless steel	51360645, 51360641, 51360643	7,5	84	-	32

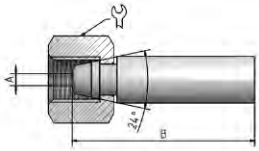

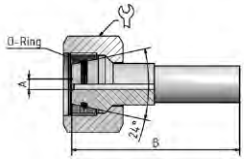

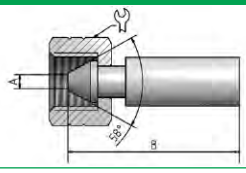

Swivel nut

Part no.	Thread	Material	Relief bores	Dimensions (mm) A	B	C	
Swivel nut							
51360641	1"x12UNF	Steel	1 radial	16,8	28	22	32
51360645	1"x12UNF	AISI 316	1 radial	16,8	28	22	32
51060311	G1/2"	Steel	1 radial	16,7	23,5	13,5	27
51060315	G1/2"	AISI 316	1 radial	16,7	23,5	13,5	27
51321206	M24x1,5	Steel	2 axial	16,8	23	16	32
51320205	M24x1,5	AISI 316	1 radial	16,8	23	16	32

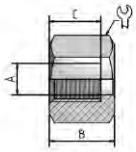

Tube cleaning accessories

Part no.	Thread	Material		Dimensions (mm) A	B	C	
Marking ring							
1.852630.5	-	AISI 316	-	26	20	-	-

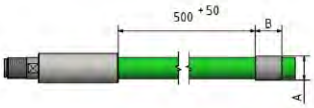

Production related variations of the burst pressure of up to 5 % are possible. Other colors upon request.

The safety factors between the burst pressure and the working pressure as well as the test pressure depend on the operating conditions. For gaseous media the outer cover is to be pinpricked.

Regarding the safety factor for gaseous media please contact your local SPIR STAR® assembling center.

The indicated working pressure refers to the hose only. Depending on the used fitting the permitted working pressure of a hose assembly may be less.

**) Blast-Pro® fittings may only be used for tube cleaning operations inside the tube. They have not been designed for the use outside of tubes.*

We reserve our rights for technical changes without notice. Subject to printing errors.

© Copyright by SPIR STAR® | Revision 21.10.2020

Hose Type 13/6

136201

ID13 - Series: E

Applications

Waterblast: Heat exchanger tube cleaning, surface preparation (concrete removal, surface cleaning of buildings, paint removal), tank and vessel cleaning, ultra high-pressure waterjet cutting and hydro demolition (cutting and demolition of armoured concrete, pipelines, paper or steel)

Hydraulics: Pressure test equipment (valves, tooling and control panels)

Oil and Gas: Gaseous media handling

Technical Information

Inner Core: Polyamide (PA)

Pressure Support: 6 layers of high-tensile steel wire

Outer Cover: Polyamide (PA)

Color: Blue

Temperature: -30°C to +70°C [-22°F to 158°F]

Ø ID	Ø OD	Working Pressure --	Working Pressure (SF 2,5:1)	Burst Pressure	Bend Radius	Weight	Insert ID
12,8 mm	23,4 mm	--	1.800 bar	4.500 bar	300 mm	1,160 kg/m	7,5 mm
0,50 inch	0,92 inch	--	26.100 psi	65.250 psi	11,81 inch	0,777 lbs/ft	0,30 inch

Sleeve

Part no.	Thread	Material	Dimensions (mm) A	B	C	
Sleeve						
11360275	-	AISI 316	29	85		
11360279	-	Steel	29	85		

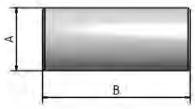

Insert

Part no.	Thread	Material	Nut	Dimensions (mm) A	B	C	
HP fitting							
41360104E	M18x1,5 LH	Stainless steel	-	7,5	157	28	-
41360204E	M20x1,5 LH	Stainless steel	-	7,5	162	38	-
41360214E	9/16"x18UNF LH	Stainless steel	-	7,5	127	23,8	-
Female swivel with O-Ring							
21360244E	M24x1,5	Stainless steel	51361206	8,5	115	-	32
Type M female swivel							
21360644E	1"x12UNF	Stainless steel	51360645, 51360641, 51360643	7,5	96	-	32

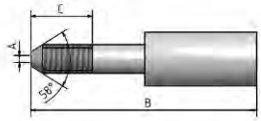

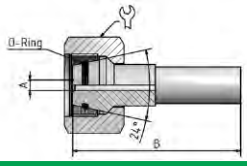

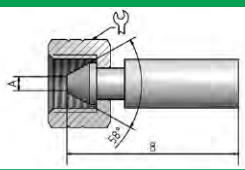

© Copyright by SPIR STAR® | Revision 14.09.2021

Swivel nut

Part no.	Thread	Material	Relief bores	Dimensions (mm) A	B	C	
Swivel nut							
51360641	1"x12UNF	Steel	1 radial	16,8	28	22	32
51360645	1"x12UNF	AISI 316	1 radial	16,8	28	22	32
51361206	M24x1,5	Steel	2 axial	16,8	28	21	32

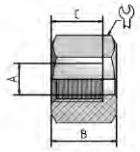

Tube cleaning accessories

Part no.	Thread	Material		Dimensions (mm) A	B	C	
Marking ring							
1.852630.5	-	AISI 316	-	27,4	20	-	-

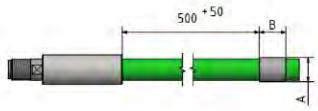

Production related variations of the burst pressure of up to 5 % are possible. Other colors upon request.

The safety factors between the burst pressure and the working pressure as well as the test pressure depend on the operating conditions. For gaseous media the outer cover is to be pinpricked.

Regarding the safety factor for gaseous media please contact your local SPIR STAR® assembling center.

The indicated working pressure refers to the hose only. Depending on the used fitting the permitted working pressure of a hose assembly may be less.

**) Blast-Pro® fittings may only be used for tube cleaning operations inside the tube. They have not been designed for the use outside of tubes.*

We reserve our rights for technical changes without notice. Subject to printing errors.

© Copyright by SPIR STAR® | Revision 14.09.2021

Hose Type 13/6H

136H001

ID13 - Series: E

Applications

Waterblast: Heat exchanger tube cleaning, surface preparation (concrete removal, surface cleaning of buildings, paint removal), tank and vessel cleaning, ultra high-pressure waterjet cutting and hydro demolition (cutting and demolition of armoured concrete, pipelines, paper or steel)

Hydraulics: Pressure test equipment (valves, tooling and control panels)

Oil and Gas: Gaseous media handling

Technical Information

Inner Core: Polyoxymethylene (POM)

Pressure Support: 6 layers of high-tensile steel wire

Outer Cover: Polyamide (PA)

Color: Blue

Temperature: -30°C to +70°C [-22°F to 158°F]

Ø ID	Ø OD	Working Pressure --	Working Pressure (SF 2,5:1)	Burst Pressure	Bend Radius	Weight	Insert ID
12,7 mm	24,8 mm	--	2.000 bar	5.000 bar	300 mm	1,200 kg/m	7,5 mm
0,50 inch	0,98 inch	--	29.000 psi	72.500 psi	11,81 inch	0,804 lbs/ft	0,30 inch

Sleeve

Part no.	Thread	Material	Dimensions (mm) A	B	C	
Sleeve						
11360289	-	Steel	29,7	85		

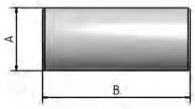

Insert

Part no.	Thread	Material	Nut	Dimensions (mm) A	B	C	
HP fitting							
41360104E	M18x1,5 LH	Stainless steel	-	7,5	157	28	-
41360204E	M20x1,5 LH	Stainless steel	-	7,5	162	38	-
41360214E	9/16"x18UNF LH	Stainless steel	-	7,5	127	23,8	-
Female swivel with O-Ring							
21360244E	M24x1,5	Stainless steel	51361206	8,5	115	-	32
Type M female swivel							
21360644E	1"x12UNF	Stainless steel	51360645, 51360641, 51360643	7,5	96	-	32

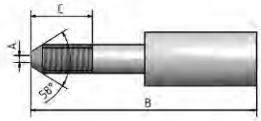

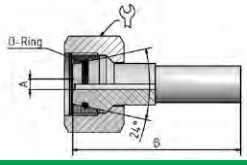

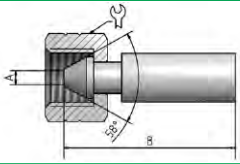

© Copyright by SPIR STAR® | Revision 13.12.2022

Part no.	Thread	Material	Relief bores	Dimensions (mm) A	B	C	
Swivel nut							
51360641	1"x12UNF	Steel	1 radial	16,8	28	22	32
51360645	1"x12UNF	AISI 316	1 radial	16,8	28	22	32
51361206	M24x1,5	Steel	2 axial	16,8	28	21	32

Swivel nut

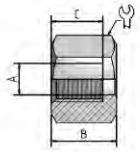

Production related variations of the burst pressure of up to 5 % are possible. Other colors upon request.

The safety factors between the burst pressure and the working pressure as well as the test pressure depend on the operating conditions. For gaseous media the outer cover is to be pinpricked.

Regarding the safety factor for gaseous media please contact your local SPIR STAR® assembling center.

The indicated working pressure refers to the hose only. Depending on the used fitting the permitted working pressure of a hose assembly may be less.

**) Blast-Pro® fittings may only be used for tube cleaning operations inside the tube. They have not been designed for the use outside of tubes.*

We reserve our rights for technical changes without notice. Subject to printing errors.

© Copyright by SPIR STAR® | Revision 13.12.2022

Hose Type 13mmUHP®

13UHP075

ID13 - Series: E

Applications

Waterblast: Heat exchanger tube cleaning, surface preparation (concrete removal, surface cleaning of buildings, paint removal), tank and vessel cleaning, ultra high-pressure waterjet cutting and hydro demolition (cutting and demolition of armoured concrete, pipelines, paper or steel)

Hydraulics: Pressure test equipment (valves, tooling and control panels)

Oil and Gas: Gaseous media handling

Technical Information

Inner Core: Polyoxymethylene (POM)

Pressure Support: 8 layers of high-tensile steel wire

Outer Cover: Polyamide (PA)

Color: Orange

Temperature: -30°C to +60°C [-22°F to 140°F]

Ø ID	Ø OD	Working Pressure --	Working Pressure (SF 2,1:1)	Burst Pressure	Bend Radius	Weight	Insert ID
12,8 mm	27,7 mm	--	2.800 bar	6.000 bar	350 mm	2,085 kg/m	7,5 mm
0,50 inch	1,09 inch	--	40.600 psi	87.000 psi	13,78 inch	1,397 lbs/ft	0,30 inch

Sleeve

Part no.	Thread	Material		Dimensions (mm) A	B	C	
Sleeve							
11380116	-	Steel	-	31,6	86,5	-	-

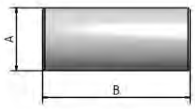

Insert

Part no.	Thread	Material	Nut	Dimensions (mm) A	B	C	
HP fitting							
41360104E	M18x1,5 LH	Stainless steel	-	7,5	157	28	-
41360204E	M20x1,5 LH	Stainless steel	-	7,5	162	38	-
41360214E	9/16"x18UNF LH	Stainless steel	-	7,5	127	23,8	-
Female swivel with O-Ring							
21360244E	M24x1,5	Stainless steel	51361206	8,5	115	-	32

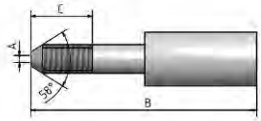

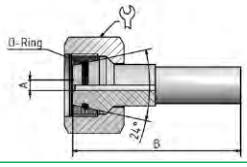

© Copyright by SPIR STAR® | Revision 11.10.2023

Insert

Part no.	Thread	Material	Nut	Dimensions (mm) A	B	C	
Type M female swivel							
21360644E	1"x12UNF	Stainless steel	51360645, 51360641, 51360643	7,5	96	-	32

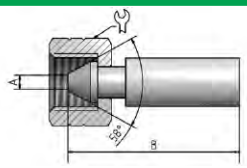

Swivel nut

Part no.	Thread	Material	Relief bores	Dimensions (mm) A	B	C	
Swivel nut							
51360641	1"x12UNF	Steel	1 radial	16,8	28	22	32
51360645	1"x12UNF	AISI 316	1 radial	16,8	28	22	32
51361206	M24x1,5	Steel	2 axial	16,8	28	21	32

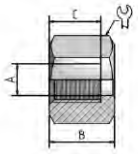

Tube cleaning accessories

Part no.	Thread	Material		Dimensions (mm) A	B	C	
Marking ring							
1.853034.5	-	AISI 316	-	31,5	20	-	-

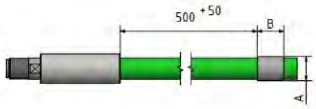

Hose securing grip

Part no.	Mesh length (mm)	Overall length (mm)	Breaking strength (kN)	Suitable for SPIR STAR® hose outer diameter (mm)
Hose securing grip short version				
9138400	600,00	800,00	36,80	25-30

Production related variations of the burst pressure of up to 5 % are possible. Other colors upon request.

The safety factors between the burst pressure and the working pressure as well as the test pressure depend on the operating conditions. For gaseous media the outer cover is to be pinpricked.

Regarding the safety factor for gaseous media please contact your local SPIR STAR® assembling center.

The indicated working pressure refers to the hose only. Depending on the used fitting the permitted working pressure of a hose assembly may be less.

**) Blast-Pro® fittings may only be used for tube cleaning operations inside the tube. They have not been designed for the use outside of tubes.*

We reserve our rights for technical changes without notice. Subject to printing errors.

© Copyright by SPIR STAR® | Revision 11.10.2023

Hose Type 16/4

164208

ID16 - Series: B

Applications

Waterblast: Heat exchanger tube cleaning, surface preparation (concrete removal, surface cleaning of buildings, paint removal), tank and vessel cleaning

Hydraulics: Pressure test equipment (valves, tooling and control panels), hydraulic tools (instrumentation packages for gauges, control of service equipment, hydraulic jacks, hydraulic tools)

Oil and Gas: Grease injection, chemical injection, control of subsea hydraulic components, nitrogen service, Gaseous media handling

Technical Information

Inner Core: Polyamide (PA)

Pressure Support: 4 layers of high-tensile steel wire

Outer Cover: Polyamide (PA)

Color: Silver

Temperature: -30°C to +70°C [-22°F to 158°F]

Ø ID	Ø OD	Working Pressure --	Working Pressure (SF 2,5:1)	Burst Pressure	Bend Radius	Weight	Insert ID
16,0 mm	25,5 mm	--	1.040 bar	2.600 bar	250 mm	1,002 kg/m	10,5 mm
0,63 inch	1,00 inch	--	15.080 psi	37.700 psi	9,84 inch	0,671 lbs/ft	0,41 inch

Sleeve

Part no.	Thread	Material	Dimensions (mm) A	B	C	
Sleeve						
11640112	-	Steel	32,7	69	-	-
11640115	-	AISI 316	32,6	69	-	-

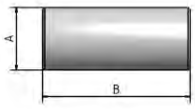

Insert

Part no.	Thread	Material	Nut	Dimensions (mm) A	B	C	
MP fitting							
41640305B	3/4"x16UNF LH	AISI 316	-	10,5	120	18	-
Male fitting							
31640401B	3/4"x14NPT	Steel	-	10,5	101	18	27

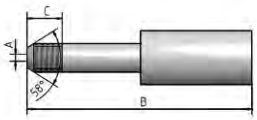

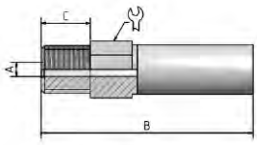

© Copyright by SPIR STAR® | Revision 14.09.2021

Insert

Part no.	Thread	Material	Nut	Dimensions (mm) A	B	C	
Female swivel with O-Ring							
21640101B	M30x2	Steel	51640201	10,5	98	-	41
Type M female swivel							
21640605B	1 5/16"x12UN	AISI 316	52040645	10,5	99	-	46
JIC female swivel							
21640645B	1 1/16"x12UN	AISI 316	51640605	10,5	84	-	36

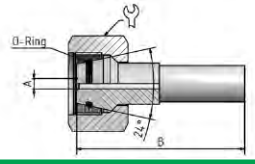

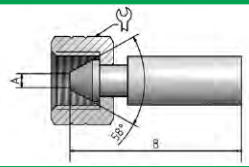

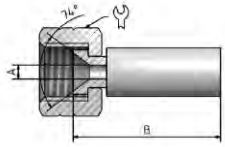

Swivel nut

Part no.	Thread	Material	Relief bores	Dimensions (mm) A	B	C	
Swivel nut							
51640605	1 1/16"x12UN	AISI 316	1 radial	20,1	29	23	36
52040645	1 5/16"x12UN	AISI 316	1 radial	25,5	31,5	11,5	46
51640201	M30x2	Steel	1 radial	20,5	28	15	41

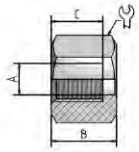

Tube cleaning accessories

Part no.	Thread	Material		Dimensions (mm) A	B	C	
Marking ring							
1.853034.5	-	AISI 316	-	29,3	20	-	-

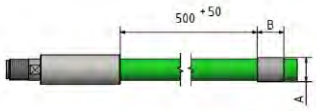

Production related variations of the burst pressure of up to 5 % are possible. Other colors upon request.

The safety factors between the burst pressure and the working pressure as well as the test pressure depend on the operating conditions. For gaseous media the outer cover is to be pinpricked.

Regarding the safety factor for gaseous media please contact your local SPIR STAR® assembling center.

The indicated working pressure refers to the hose only. Depending on the used fitting the permitted working pressure of a hose assembly may be less.

**) Blast-Pro® fittings may only be used for tube cleaning operations inside the tube. They have not been designed for the use outside of tubes.*

We reserve our rights for technical changes without notice. Subject to printing errors.

© Copyright by SPIR STAR® | Revision 14.09.2021

Hose Type 16/6

166201

ID16 - Series: C

Applications

Waterblast: Surface preparation (concrete removal, surface cleaning of buildings, paint removal), tank and vessel cleaning

Hydraulics: Pressure test equipment (valves, tooling and control panels), hydraulic tools (instrumentation packages for gauges, control of service equipment, hydraulic jacks, hydraulic tools)

Oil and Gas: Grease injection, chemical injection, nitrogen service, Gaseous media handling

Technical Information

Inner Core: Polyamide (PA)

Pressure Support: 6 layers of high-tensile steel wire

Outer Cover: Polyamide (PA)

Color: Blue

Temperature: -30°C to +60°C [-22°F to 140°F]

Ø ID	Ø OD	Working Pressure --	Working Pressure (SF 2.5:1)	Burst Pressure	Bend Radius	Weight	Insert ID
15,9 mm	27,7 mm	--	1.520 bar	3.800 bar	320 mm	1,520 kg/m	10,5 mm
0,63 inch	1,09 inch	--	22.040 psi	55.100 psi	12,60 inch	1,022 lbs/ft	0,41 inch

Sleeve

Part no.	Thread	Material	Dimensions (mm) A	B	C	
Sleeve						
11660102	-	Steel	35	68	-	-

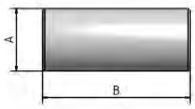

Insert

Part no.	Thread	Material	Nut	Dimensions (mm) A	B	C	
HP fitting							
41660114C	M18x1,5 LH	Stainless steel	-	10,5	141	28	-
Female swivel with O-Ring							
21660104C	M30x2	Stainless steel	51640201	10,5	98	-	41
21660204C	M36x2	Stainless steel	52040201	10,5	102	-	46
Type M female swivel							
21660604C	1 5/16"x12UN	Stainless steel	52040645	10,5	100	-	46

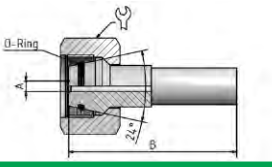

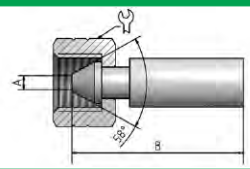

© Copyright by SPIR STAR® | Revision 05.11.2020

Swivel nut

Part no.	Thread	Material	Relief bores	Dimensions (mm) A	B	C	
Swivel nut							
52040645	1 5/16"x12UN	AISI 316	1 radial	25,5	31,5	11,5	46
51640201	M30x2	Steel	1 radial	20,5	28	15	41
52040201	M36x2	Steel	1 radial	25,5	38	22	46

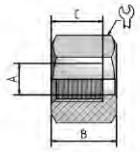

Production related variations of the burst pressure of up to 5 % are possible. Other colors upon request.

The safety factors between the burst pressure and the working pressure as well as the test pressure depend on the operating conditions. For gaseous media the outer cover is to be pinpricked.

Regarding the safety factor for gaseous media please contact your local SPIR STAR® assembling center.

The indicated working pressure refers to the hose only. Depending on the used fitting the permitted working pressure of a hose assembly may be less.

**) Blast-Pro® fittings may only be used for tube cleaning operations inside the tube. They have not been designed for the use outside of tubes.*

We reserve our rights for technical changes without notice. Subject to printing errors.

© Copyright by SPIR STAR® | Revision 05.11.2020

Hose Type 16mmUHP®

16UHP071

ID16 - Series: C

Applications

Waterblast: Surface preparation (concrete removal, surface cleaning of buildings, paint removal), tank and vessel cleaning, ultra high-pressure waterjet cutting and hydro demolition (cutting and demolition of armoured concrete, pipelines, paper or steel)

Hydraulics: Pressure test equipment (valves, tooling and control panels)

Oil and Gas: Gaseous media handling

Technical Information

Inner Core: Polyoxymethylene (POM)

Pressure Support: 8 layers of high-tensile steel wire

Outer Cover: Polyamide (PA)

Color: Blue

Temperature: -30°C to +70°C [-22°F to 158°F]

Ø ID	Ø OD	Working Pressure --	Working Pressure (SF 2,5:1)	Burst Pressure	Bend Radius	Weight	Insert ID
15,9 mm	31,8 mm	--	2.000 bar	5.000 bar	400 mm	2,523 kg/m	10,5 mm
0,63 inch	1,25 inch	--	29.000 psi	72.500 psi	15,75 inch	1,690 lbs/ft	0,41 inch

Sleeve

Part no.	Thread	Material	Dimensions (mm) A	B	C	
Sleeve						
11680242	-	Steel	35	72	-	-

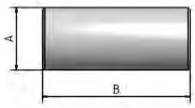

Insert

Part no.	Thread	Material	Nut	Dimensions (mm) A	B	C	
HP fitting							
41660114C	M18x1,5 LH	Stainless steel	-	10,5	141	28	-
Female swivel with O-Ring							
21660104C	M30x2	Stainless steel	51640201	10,5	98	-	41
21660204C	M36x2	Stainless steel	52040201	10,5	102	-	46
Type M female swivel							
21660604C	1 5/16"x12UN	Stainless steel	52040645	10,5	100	-	46

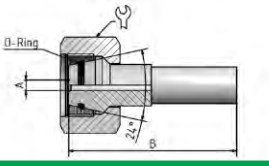

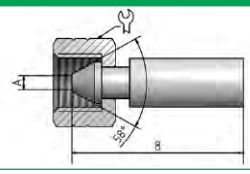

© Copyright by SPIR STAR® | Revision 12.10.2023

Swivel nut

Part no.	Thread	Material	Relief bores	Dimensions (mm) A	B	C	
Swivel nut							
52040645	1 5/16"x12UN	AISI 316	1 radial	25,5	31,5	11,5	46
51640201	M30x2	Steel	1 radial	20,5	28	15	41
52040201	M36x2	Steel	1 radial	25,5	38	22	46

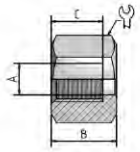

Production related variations of the burst pressure of up to 5 % are possible. Other colors upon request.

The safety factors between the burst pressure and the working pressure as well as the test pressure depend on the operating conditions. For gaseous media the outer cover is to be pinpricked.

Regarding the safety factor for gaseous media please contact your local SPIR STAR® assembling center.

The indicated working pressure refers to the hose only. Depending on the used fitting the permitted working pressure of a hose assembly may be less.

**) Blast-Pro® fittings may only be used for tube cleaning operations inside the tube. They have not been designed for the use outside of tubes.*

We reserve our rights for technical changes without notice. Subject to printing errors.

© Copyright by SPIR STAR® | Revision 12.10.2023

Hose Type 20/2

202200

ID20 - Series: A

Applications

Waterblast: Heat exchanger tube cleaning, surface preparation (concrete removal, surface cleaning of buildings, paint removal), tank and vessel cleaning

Hydraulics: Pressure test equipment (valves, tooling and control panels)

Oil and Gas: Grease injection, nitrogen service

Technical Information

Inner Core: Polyamide (PA)

Pressure Support: 2 layers of high-tensile steel wire

Outer Cover: Polyamide (PA)

Color: Green

Temperature: -30°C to +60°C [-22°F to 140°F]

Ø ID	Ø OD	Working Pressure --	Working Pressure (SF 2.5:1)	Burst Pressure	Bend Radius	Weight	Insert ID
19,0 mm	26,2 mm	--	520 bar	1.300 bar	240 mm	0,750 kg/m	13,0 mm
0,75 inch	1,03 inch	--	7.540 psi	18.850 psi	9,45 inch	0,503 lbs/ft	0,51 inch

Sleeve

Part no.	Thread	Material	Dimensions (mm) A	B	C	
Sleeve						
12020101	-	Steel	34,2	69	-	-

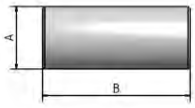

Insert

Part no.	Thread	Material	Nut	Dimensions (mm) A	B	C	
Male fitting							
32020421A	1"x11 1/2NPT	Steel	-	13	111	25	36
32020425A	1"x11 1/2NPT	AISI 316	-	13	111	25	36
Female swivel with O-Ring							
22020201A	M36x2	Steel	52040211, 52040201	13	115	-	46
Type M female swivel							
22020645A	1 5/16"x12UN	AISI 316	52040645	13	89	-	46

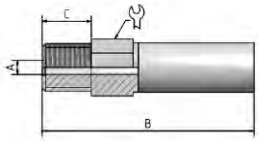

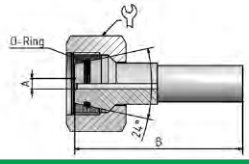

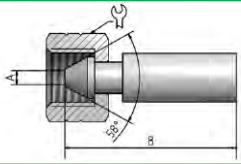

© Copyright by SPIR STAR® | Revision 12.11.2020

Insert

Part no.	Thread	Material	Nut	Dimensions (mm) A	B	C	
JIC female swivel							
22020605A	1 5/16"x12UN	AISI 316	52040605	13	87	-	46

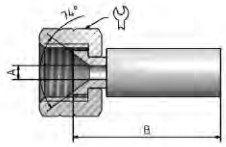

Swivel nut

Part no.	Thread	Material	Relief bores	Dimensions (mm) A	B	C	
Swivel nut							
52040605	1 5/16"x12UN	AISI 316	1 radial	25,5	34,5	14,5	46
52040645	1 5/16"x12UN	AISI 316	1 radial	25,5	31,5	11,5	46
52040211	M36x2	Steel	1 radial	25,5	30	18	46

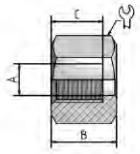

Tube cleaning accessories

Part no.	Thread	Material		Dimensions (mm) A	B	C	
Marking ring							
1.853034.5	-	AISI 316	-	30	20	-	-

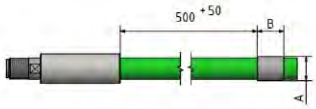

Production related variations of the burst pressure of up to 5 % are possible. Other colors upon request.

The safety factors between the burst pressure and the working pressure as well as the test pressure depend on the operating conditions. For gaseous media the outer cover is to be pinpricked.

Regarding the safety factor for gaseous media please contact your local SPIR STAR® assembling center.

The indicated working pressure refers to the hose only. Depending on the used fitting the permitted working pressure of a hose assembly may be less.

**) Blast-Pro® fittings may only be used for tube cleaning operations inside the tube. They have not been designed for the use outside of tubes.*

We reserve our rights for technical changes without notice. Subject to printing errors.

© Copyright by SPIR STAR® | Revision 12.11.2020

Hose Type 20/2W

202W222

ID20 - Series: A

Applications

Hydraulics: Pressure test equipment (valves, tooling and control panels), hydraulic tools (instrumentation packages for gauges, control of service equipment, hydraulic jacks, hydraulic tools)

Oil and Gas: Grease injection, control of subsea hydraulic components, nitrogen service, Gaseous media handling

Technical Information

Inner Core: Polyamide (PA)

Pressure Support: 2 open layers, 2 dense layers of high-tensile steel wire

Outer Cover: Polyurethane (TPU)

Color: Black

Temperature: -30°C to +60°C [-22°F to 140°F]

Ø ID	Ø OD	Working Pressure --	Working Pressure (SF 2,5:1)	Burst Pressure	Bend Radius	Weight	Insert ID
18,8 mm	29,5 mm	--	760 bar	1.900 bar	220 mm	1,160 kg/m	13,0 mm
0,74 inch	1,16 inch	--	11.020 psi	27.550 psi	8,66 inch	0,777 lbs/ft	0,51 inch

Sleeve

Part no.	Thread	Material	Dimensions (mm) A	B	C	
Sleeve						
12020191W	-	Steel	36,3	62,4	-	-

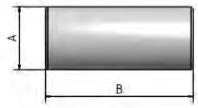

Insert

Part no.	Thread	Material	Nut	Dimensions (mm) A	B	C	
Male fitting							
32020421A	1"x11 1/2NPT	Steel	-	13	111	25	36
32020425A	1"x11 1/2NPT	AISI 316	-	13	111	25	36
Female swivel with O-Ring							
22020201A	M36x2	Steel	52040211, 52040201	13	115	-	46
Type M female swivel							
22020645A	1 5/16"x12UN	AISI 316	52040645	13	89	-	46

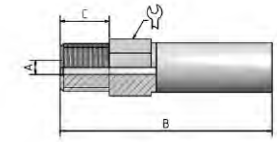

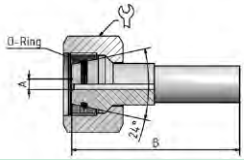

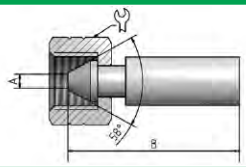

© Copyright by SPIR STAR® | Revision 29.07.2016

Insert

Part no.	Thread	Material	Nut	Dimensions (mm) A	B	C	
JIC female swivel							
22020605A	1 5/16"x12UN	AISI 316	52040605	13	87	-	46

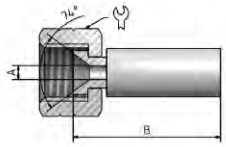

Swivel nut

Part no.	Thread	Material	Relief bores	Dimensions (mm) A	B	C	
Swivel nut							
52040605	1 5/16"x12UN	AISI 316	1 radial	25,5	34,5	14,5	46
52040645	1 5/16"x12UN	AISI 316	1 radial	25,5	31,5	11,5	46
52040211	M36x2	Steel	1 radial	25,5	30	18	46

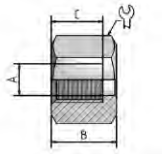

Production related variations of the burst pressure of up to 5 % are possible. Other colors upon request.

The safety factors between the burst pressure and the working pressure as well as the test pressure depend on the operating conditions. For gaseous media the outer cover is to be pinpricked.

Regarding the safety factor for gaseous media please contact your local SPIR STAR® assembling center.

The indicated working pressure refers to the hose only. Depending on the used fitting the permitted working pressure of a hose assembly may be less.

**) Blast-Pro® fittings may only be used for tube cleaning operations inside the tube. They have not been designed for the use outside of tubes.*

We reserve our rights for technical changes without notice. Subject to printing errors.

© Copyright by SPIR STAR® | Revision 29.07.2016

Hose Type 20/4

204200

ID20 - Series: C

Applications

Waterblast: Heat exchanger tube cleaning, surface preparation (concrete removal, surface cleaning of buildings, paint removal), tank and vessel cleaning, ultra high-pressure waterjet cutting and hydro demolition (cutting and demolition of armoured concrete, pipelines, paper or steel)

Hydraulics: Pressure test equipment (valves, tooling and control panels), hydraulic tools (instrumentation packages for gauges, control of service equipment, hydraulic jacks, hydraulic tools)

Oil and Gas: Chemical injection, nitrogen service, Gaseous media handling

Technical Information

Inner Core: Polyamide (PA)

Pressure Support: 4 layers of high-tensile steel wire

Outer Cover: Polyamide (PA)

Color: Green

Temperature: -30°C to +60°C [-22°F to 140°F]

Ø ID	Ø OD	Working Pressure --	Working Pressure (SF 2,5:1)	Burst Pressure	Bend Radius	Weight	Insert ID
18,8 mm	28,8 mm	--	1.040 bar	2.600 bar	250 mm	1,350 kg/m	13,0 mm
0,74 inch	1,13 inch	--	15.080 psi	37.700 psi	9,84 inch	0,905 lbs/ft	0,51 inch

Sleeve

Part no.	Thread	Material	Dimensions (mm) A	B	C	
Sleeve						
12040131	-	Steel	36,9	72	-	-

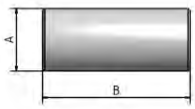

Insert

Part no.	Thread	Material	Nut	Dimensions (mm) A	B	C	
MP fitting							
42060304C	1"x14UNS LH	Stainless steel	-	13	158	30	-
Female swivel with O-Ring							
22060202C	M36x2	Steel	52040201	13	127	-	46

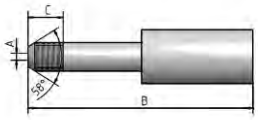

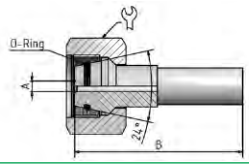

© Copyright by SPIR STAR® | Revision 11.10.2023

Insert

Part no.	Thread	Material	Nut	Dimensions (mm) A	B	C	
Type M female swivel							
22060644C	1 5/16"x12UN	Stainless steel	52040645	13	107	-	46

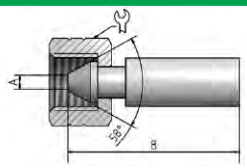

Swivel nut

Part no.	Thread	Material	Relief bores	Dimensions (mm) A	B	C	
Swivel nut							
52040645	1 5/16"x12UN	AISI 316	1 radial	25,5	31,5	11,5	46
52040201	M36x2	Steel	1 radial	25,5	38	22	46

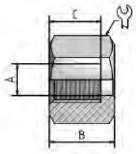

Tube cleaning accessories

Part no.	Thread	Material		Dimensions (mm) A	B	C	
Marking ring							
1.853034.5	-	AISI 316	-	32,6	20	-	-

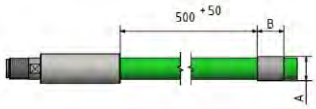

Production related variations of the burst pressure of up to 5 % are possible. Other colors upon request.

The safety factors between the burst pressure and the working pressure as well as the test pressure depend on the operating conditions. For gaseous media the outer cover is to be pinpricked.

Regarding the safety factor for gaseous media please contact your local SPIR STAR® assembling center.

The indicated working pressure refers to the hose only. Depending on the used fitting the permitted working pressure of a hose assembly may be less.

**) Blast-Pro® fittings may only be used for tube cleaning operations inside the tube. They have not been designed for the use outside of tubes.*

We reserve our rights for technical changes without notice. Subject to printing errors.

© Copyright by SPIR STAR® | Revision 11.10.2023

Hose Type 20/6

206201

ID20 - Series: E

Applications

Waterblast: Surface preparation (concrete removal, surface cleaning of buildings, paint removal), tank and vessel cleaning, ultra high-pressure waterjet cutting and hydro demolition (cutting and demolition of armoured concrete, pipelines, paper or steel)

Hydraulics: Pressure test equipment (valves, tooling and control panels)

Oil and Gas: Chemical injection, nitrogen service, Gaseous media handling

Technical Information

Inner Core: Polyamide (PA)

Pressure Support: 6 layers of high-tensile steel wire

Outer Cover: Polyamide (PA)

Color: Blue

Temperature: -30°C to +70°C [-22°F to 158°F]

Ø ID	Ø OD	Working Pressure --	Working Pressure (SF 2,5:1)	Burst Pressure	Bend Radius	Weight	Insert ID
18,8 mm	32,8 mm	--	1.400 bar	3.500 bar	350 mm	2,170 kg/m	13,0 mm
0,74 inch	1,29 inch	--	20.300 psi	50.750 psi	13,78 inch	1,454 lbs/ft	0,51 inch

Sleeve

Part no.	Thread	Material		Dimensions (mm) A	B	C	
Sleeve							
12060116	-	Steel	-	37,2	91	-	-

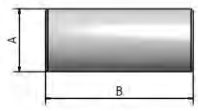

Insert

Part no.	Thread	Material	Nut	Dimensions (mm) A	B	C	
MP fitting							
42060304E	1"x14UNS LH	Stainless steel	-	13	171	30	-
Female swivel with O-Ring							
22060206E	M36x2	Steel	52040201	13	126	-	46
Type M female swivel							
22060644E	1 5/16"x12UN	Stainless steel	52040645	13	119	-	46

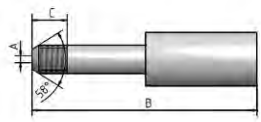

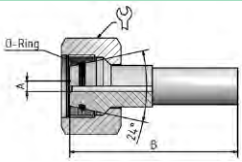

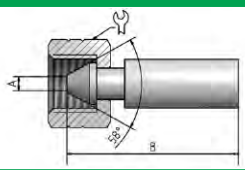

© Copyright by SPIR STAR® | Revision 14.09.2021

Part no.	Thread	Material	Relief bores	Dimensions (mm) A	B	C	
Swivel nut							
52040201	M36x2	Steel	1 radial	25,5	38	22	46
52040645	1 5/16"x12UN	AISI 316	1 radial	25,5	31,5	11,5	46

Swivel nut

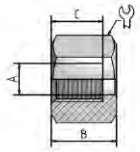

Production related variations of the burst pressure of up to 5 % are possible. Other colors upon request.

The safety factors between the burst pressure and the working pressure as well as the test pressure depend on the operating conditions. For gaseous media the outer cover is to be pinpricked.

Regarding the safety factor for gaseous media please contact your local SPIR STAR® assembling center.

The indicated working pressure refers to the hose only. Depending on the used fitting the permitted working pressure of a hose assembly may be less.

**) Blast-Pro® fittings may only be used for tube cleaning operations inside the tube. They have not been designed for the use outside of tubes.*

We reserve our rights for technical changes without notice. Subject to printing errors.

© Copyright by SPIR STAR® | Revision 14.09.2021

Hose Type 20/6-1600

206201.1600

ID20 - Series: E

Applications

Waterblast: Surface preparation (concrete removal, surface cleaning of buildings, paint removal), tank and vessel cleaning, ultra high-pressure waterjet cutting and hydro demolition (cutting and demolition of armoured concrete, pipelines, paper or steel)

Hydraulics: Pressure test equipment (valves, tooling and control panels)

Oil and Gas: Chemical injection, nitrogen service, Gaseous media handling

Technical Information

Inner Core: Polyamide (PA)

Pressure Support: 6 layers of high-tensile steel wire

Outer Cover: Polyamide (PA)

Color: Blue

Temperature: -30°C to +70°C [-22°F to 158°F]

Ø ID	Ø OD	Working Pressure --	Working Pressure (SF 2,5:1)	Burst Pressure	Bend Radius	Weight	Insert ID
18,8 mm	32,8 mm	--	1.600 bar	4.000 bar	350 mm	2,170 kg/m	13,0 mm
0,74 inch	1,29 inch	--	23.200 psi	58.000 psi	13,78 inch	1,454 lbs/ft	0,51 inch

Sleeve

Part no.	Thread	Material		Dimensions (mm) A	B	C	
Sleeve							
12060116	-	Steel	-	37,2	91	-	-

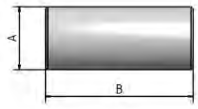

Insert

Part no.	Thread	Material	Nut	Dimensions (mm) A	B	C	
MP fitting							
42060304E	1"x14UNS LH	Stainless steel	-	13	171	30	-
Female swivel with O-Ring							
22060206E	M36x2	Steel	52040201	13	126	-	46

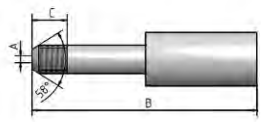

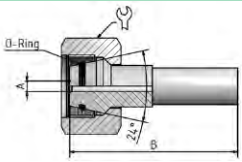

© Copyright by SPIR STAR® | Revision 21.11.2017

Insert

Part no.	Thread	Material	Nut	Dimensions (mm) A	B	C	
Type M female swivel							
22060644E	1 5/16"x12UN	Stainless steel	52040645	13	119	-	46

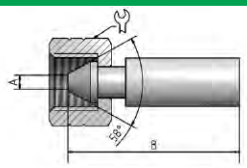

Swivel nut

Part no.	Thread	Material	Relief bores	Dimensions (mm) A	B	C	
Swivel nut							
52040645	1 5/16"x12UN	AISI 316	1 radial	25,5	31,5	11,5	46
52040201	M36x2	Steel	1 radial	25,5	38	22	46

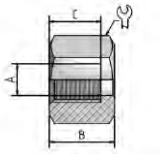

Production related variations of the burst pressure of up to 5 % are possible. Other colors upon request.

The safety factors between the burst pressure and the working pressure as well as the test pressure depend on the operating conditions. For gaseous media the outer cover is to be pinpricked.

Regarding the safety factor for gaseous media please contact your local SPIR STAR® assembling center.

The indicated working pressure refers to the hose only. Depending on the used fitting the permitted working pressure of a hose assembly may be less.

**) Blast-Pro® fittings may only be used for tube cleaning operations inside the tube. They have not been designed for the use outside of tubes.*

We reserve our rights for technical changes without notice. Subject to printing errors.

© Copyright by SPIR STAR® | Revision 21.11.2017

Hose Type 25/2

252200

ID25 - Series: T

Applications

Waterblast: Heat exchanger tube cleaning, surface preparation (concrete removal, surface cleaning of buildings, paint removal)

Hydraulics: Pressure test equipment (valves, tooling and control panels)

Oil and Gas: Nitrogen service

Technical Information

Inner Core: Polyamide (PA)

Pressure Support: 2 layers of high-tensile steel wire

Outer Cover: Polyamide (PA)

Color: Green

Temperature: -30°C to +60°C [-22°F to 140°F]

Ø ID	Ø OD	Working Pressure --	Working Pressure (SF 2.5:1)	Burst Pressure	Bend Radius	Weight	Insert ID
24,8 mm	33,5 mm	--	440 bar	1.100 bar	300 mm	0,950 kg/m	16,5 mm
0,98 inch	1,32 inch	--	6.380 psi	15.950 psi	11,81 inch	0,636 lbs/ft	0,65 inch

Sleeve

Part no.	Thread	Material	Dimensions (mm) A	B	C	
Sleeve						
12520121	-	Steel	40	75	-	-

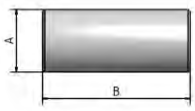

Insert

Part no.	Thread	Material	Nut	Dimensions (mm) A	B	C	
Male fitting							
32530411T	1"x11 1/2NPTF	Steel	-	16,5	120	25	36
32530415T	1"x11 1/2NPTF	AISI 316	-	16,5	120	25	36
Female swivel with O-Ring							
22530201T	M42x2	Steel	52520201	16,5	110	-	50

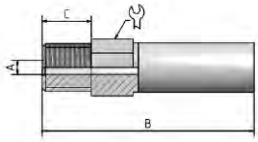

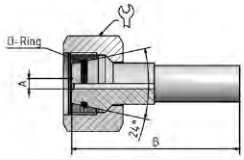

Swivel nut

Part no.	Thread	Material	Relief bores	Dimensions (mm) A	B	C	
Swivel nut							
52520201	M42x2	Steel	1 radial	30,2	34	22	50

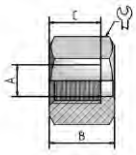

© Copyright by SPIR STAR® | Revision 12.11.2020

Tube cleaning accessories

Part no.	Thread	Material		Dimensions (mm) A	B	C	
Marking ring							
1.854246.5	-	AISI 316	-	37,5	25	-	-

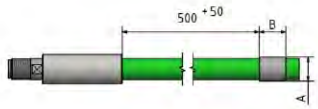

Production related variations of the burst pressure of up to 5 % are possible. Other colors upon request.

The safety factors between the burst pressure and the working pressure as well as the test pressure depend on the operating conditions. For gaseous media the outer cover is to be pinpricked.

Regarding the safety factor for gaseous media please contact your local SPIR STAR® assembling center.

The indicated working pressure refers to the hose only. Depending on the used fitting the permitted working pressure of a hose assembly may be less.

**) Blast-Pro® fittings may only be used for tube cleaning operations inside the tube. They have not been designed for the use outside of tubes.*

We reserve our rights for technical changes without notice. Subject to printing errors.

© Copyright by SPIR STAR® | Revision 12.11.2020

Hose Type 25/2W

252W222

ID25 - Series: T

Applications

Hydraulics: Pressure test equipment (valves, tooling and control panels), hydraulic tools (instrumentation packages for gauges, control of service equipment, hydraulic jacks, hydraulic tools)

Oil and Gas: Grease injection, control of subsea hydraulic components, nitrogen service, Gaseous media handling

Technical Information

Inner Core: Polyamide (PA)

Pressure Support: 2 open layers, 2 dense layers of high-tensile steel wire

Outer Cover: Polyurethane (TPU)

Color: Black

Temperature: -30°C to +60°C [-22°F to 140°F]

Ø ID	Ø OD	Working Pressure --	Working Pressure (SF 2,5:1)	Burst Pressure	Bend Radius	Weight	Insert ID
25,0 mm	35,6 mm	--	640 bar	1.600 bar	280 mm	1,490 kg/m	16,5 mm
0,98 inch	1,40 inch	--	9.280 psi	23.200 psi	11,02 inch	0,998 lbs/ft	0,65 inch

Sleeve

Part no.	Thread	Material	Dimensions (mm) A	B	C	
Sleeve						
12530111W	-	Steel	44	74,5	-	-

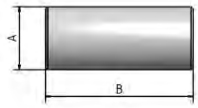

Insert

Part no.	Thread	Material	Nut	Dimensions (mm) A	B	C	
Male fitting							
32530411T	1"x11 1/2NPTF	Steel	-	16,5	120	25	36
32530415T	1"x11 1/2NPTF	AISI 316	-	16,5	120	25	36

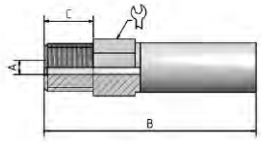

Female swivel with O-Ring							
22530201T	M42x2	Steel	52520201	16,5	110	-	50

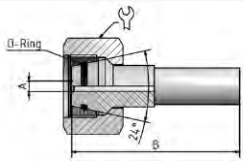

© Copyright by SPIR STAR® | Revision 29.07.2016

Part no.	Thread	Material	Relief bores	Dimensions (mm) A	B	C		Swivel nut
Swivel nut								
52520201	M42x2	Steel	1 radial	30,2	34	22	50	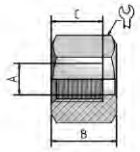

Production related variations of the burst pressure of up to 5 % are possible. Other colors upon request.

The safety factors between the burst pressure and the working pressure as well as the test pressure depend on the operating conditions. For gaseous media the outer cover is to be pinpricked.

Regarding the safety factor for gaseous media please contact your local SPIR STAR® assembling center.

The indicated working pressure refers to the hose only. Depending on the used fitting the permitted working pressure of a hose assembly may be less.

**) Blast-Pro® fittings may only be used for tube cleaning operations inside the tube. They have not been designed for the use outside of tubes.*

We reserve our rights for technical changes without notice. Subject to printing errors.

© Copyright by SPIR STAR® | Revision 29.07.2016

Hose Type 25/4

2542093

ID25 - Series: B

Applications

Waterblast: Heat exchanger tube cleaning, surface preparation (concrete removal, surface cleaning of buildings, paint removal), tank and vessel cleaning, ultra high-pressure waterjet cutting and hydro demolition (cutting and demolition of armoured concrete, pipelines, paper or steel)

Hydraulics: Pressure test equipment (valves, tooling and control panels), hydraulic tools (instrumentation packages for gauges, control of service equipment, hydraulic jacks, hydraulic tools)

Oil and Gas: Chemical injection, nitrogen service, Gaseous media handling

Technical Information

Inner Core: Polyamide (PA)

Pressure Support: 4 layers of high-tensile steel wire

Outer Cover: Polyamide (PA)

Color: Yellow

Temperature: -30°C to +60°C [-22°F to 140°F]

Ø ID	Ø OD	Working Pressure --	Working Pressure (SF 2,5:1)	Burst Pressure	Bend Radius	Weight	Insert ID
24,8 mm	36,3 mm	--	900 bar	2.250 bar	300 mm	1,715 kg/m	19,0 mm
0,98 inch	1,43 inch	--	13.050 psi	32.625 psi	11,81 inch	1,149 lbs/ft	0,75 inch

Sleeve

Part no.	Thread	Material	Dimensions (mm) A	B	C	
Sleeve						
12540235	-	AISI 316	45,9	75	-	-

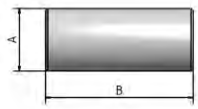

Insert

Part no.	Thread	Material	Nut	Dimensions (mm) A	B	C	
Male fitting							
32540404B	1"x11 1/2NPTF	Stainless steel	-	19	117	25	36
Female swivel with O-Ring							
22540204B	M42x2	Stainless steel	52520201, 52521215	19	118	-	50

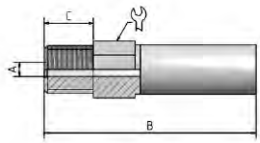

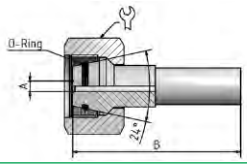

© Copyright by SPIR STAR® | Revision 11.10.2023

Insert

Part no.	Thread	Material	Nut	Dimensions (mm) A	B	C	
Type M female swivel							
22540644B	1 5/16"x12UN	Stainless steel	52530645	19	98	-	41
JIC female swivel							
22540604B	1 5/16"x12UN	Stainless steel	52530605	19	96	-	41

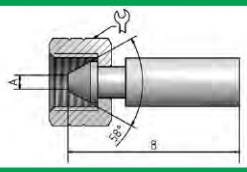

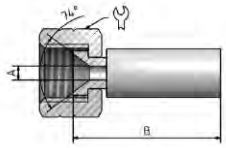

Swivel nut

Part no.	Thread	Material	Relief bores	Dimensions (mm) A	B	C	
Swivel nut							
52530645	1 5/16"x12UN	AISI 316	1 radial	27,1	31,5	11,5	41
52530605	1 5/16"x12UN	AISI 316	1 radial	27,1	34,5	14,5	41
52520201	M42x2	Steel	1 radial	30,2	34	22	50
52521215	M42x2	AISI 316	2 axial	30,2	34	24	50

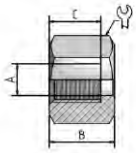

Tube cleaning accessories

Part no.	Thread	Material		Dimensions (mm) A	B	C	
Marking ring							
1.854246.5	-	AISI 316	-	40,3	25	-	-

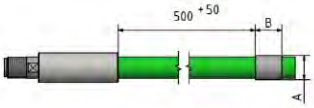

Production related variations of the burst pressure of up to 5 % are possible. Other colors upon request.

The safety factors between the burst pressure and the working pressure as well as the test pressure depend on the operating conditions. For gaseous media the outer cover is to be pinpricked.

Regarding the safety factor for gaseous media please contact your local SPIR STAR® assembling center.

The indicated working pressure refers to the hose only. Depending on the used fitting the permitted working pressure of a hose assembly may be less.

**) Blast-Pro® fittings may only be used for tube cleaning operations inside the tube. They have not been designed for the use outside of tubes.*

We reserve our rights for technical changes without notice. Subject to printing errors.

© Copyright by SPIR STAR® | Revision 11.10.2023

Hose Type 25/6

256201

ULTRAFLOW **ID25 - Series: C**

Applications

Waterblast: Heat exchanger tube cleaning, surface preparation (concrete removal, surface cleaning of buildings, paint removal), tank and vessel cleaning, ultra high-pressure waterjet cutting and hydro demolition (cutting and demolition of armoured concrete, pipelines, paper or steel)

Hydraulics: Pressure test equipment (valves, tooling and control panels)

Oil and Gas: Chemical injection, nitrogen service, Gaseous media handling

Technical Information

Inner Core: Polyamide (PA)

Pressure Support: 6 layers of high-tensile steel wire

Outer Cover: Polyamide (PA)

Color: Blue

Temperature: -30°C to +60°C [-22°F to 140°F]

Ø ID	Ø OD	Working Pressure --	Working Pressure (SF 2,1:1)	Burst Pressure	Bend Radius	Weight	Insert ID
24,8 mm	39,8 mm	--	1.400 bar	3.000 bar	600 mm	2,800 kg/m	17,5 mm
0,98 inch	1,57 inch	--	20.300 psi	43.500 psi	23,62 inch	1,876 lbs/ft	0,69 inch

Sleeve

Part no.	Thread	Material	Dimensions (mm) A	B	C	
Sleeve						
12560232	-	Steel	49	80	-	-

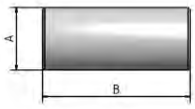

Insert

Part no.	Thread	Material	Nut	Dimensions (mm) A	B	C	
MP fitting							
42560304C	1"x14UNS LH	Stainless steel	-	17,5	165	30	-
Female swivel with O-Ring							
22560204C	M42x2	Stainless steel	52520201	17,5	122	-	50

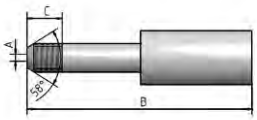

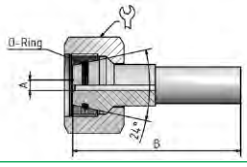

© Copyright by SPIR STAR® | Revision 21.10.2020

Swivel nut

Part no.	Thread	Material	Relief bores	Dimensions (mm) A	B	C	
Swivel nut							
52520201	M42x2	Steel	1 radial	30,2	34	22	50

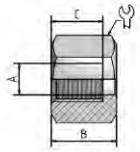

Tube cleaning accessories

Part no.	Thread	Material		Dimensions (mm) A	B	C	
Marking ring							
1.854246.5	-	AISI 316	-	43,8	25	-	-

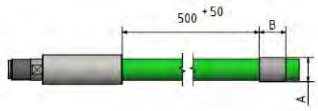

Production related variations of the burst pressure of up to 5 % are possible. Other colors upon request.

The safety factors between the burst pressure and the working pressure as well as the test pressure depend on the operating conditions. For gaseous media the outer cover is to be pinpricked.

Regarding the safety factor for gaseous media please contact your local SPIR STAR® assembling center.

The indicated working pressure refers to the hose only. Depending on the used fitting the permitted working pressure of a hose assembly may be less.

**) Blast-Pro® fittings may only be used for tube cleaning operations inside the tube. They have not been designed for the use outside of tubes.*

We reserve our rights for technical changes without notice. Subject to printing errors.

© Copyright by SPIR STAR® | Revision 21.10.2020

Hose Type 8/4HW-1000

84HW001.1000

ID8 - Series: HW

Applications

Waterblast: Heat exchanger tube cleaning, surface preparation (concrete removal, surface cleaning of buildings, paint removal), tank and vessel cleaning

Technical Information

Inner Core: Polyoxymethylene (POM)

Pressure Support: 4 layers of high-tensile steel wire

Outer Cover: Polyamide (PA)

Color: Blue

Temperature: -30°C to +100°C [-22°F to 212°F]

Ø ID	Ø OD	Working Pressure --	Working Pressure (SF 3,8:1)	Burst Pressure	Bend Radius	Weight	Insert ID
8,0 mm	14,6 mm	--	1.000 bar	3.800 bar	200 mm	0,390 kg/m	4,5 mm
0,31 inch	0,57 inch	--	14.500 psi	55.100 psi	7,87 inch	0,261 lbs/ft	0,18 inch

Sleeve

Part no.	Thread	Material	Dimensions (mm) A	B	C	
Sleeve						
10840102HW	-	Steel	20,2	58	-	-

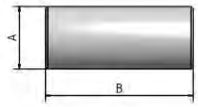

Insert

Part no.	Thread	Material	Nut	Dimensions (mm) A	B	C	
HP fitting							
40840204HW	9/16"x18UNF LH	Stainless steel		4,5	112	23,8	
Male fitting flat seal							
30840304HW	G1/4"	Stainless steel		4,5	85	15	12
Female swivel with O-Ring							
20840204HW	M22x1,5	Stainless steel	51060201, 51060205	4,5	83	-	30
20840224HW	M24x1,5	Stainless steel	51321206	4,5	91	-	32
Universal female swivel 24°/60° heavy							
20840304HW	G3/8"	Stainless steel	50840305, 50860301	4,5	76		24

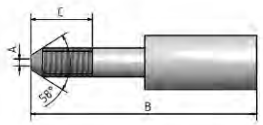

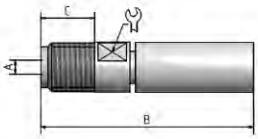

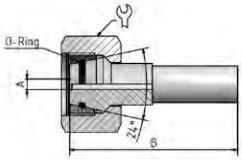

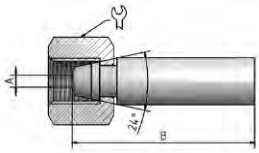

© Copyright by SPIR STAR® | Revision 04.11.2020

Part no.	Thread	Material	Relief bores	Dimensions (mm) A	B	C	
Swivel nut							
50860301	G3/8"	Steel	1 radial	12,5	18,5	15,5	24
50840305	G3/8"	AISI 316	1 radial	12,2	18,5	13,5	24
51060201	M22x1,5	Steel	2 axial	14,2	23	14	30
51060205	M22x1,5	AISI 316	2 axial	14,2	25	14	30
51321206	M24x1,5	Steel	2 axial	16,8	23	16	32

Swivel nut

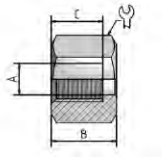

Production related variations of the burst pressure of up to 5 % are possible. Other colors upon request.

The safety factors between the burst pressure and the working pressure as well as the test pressure depend on the operating conditions. For gaseous media the outer cover is to be pinpricked.

Regarding the safety factor for gaseous media please contact your local SPIR STAR® assembling center.

The indicated working pressure refers to the hose only. Depending on the used fitting the permitted working pressure of a hose assembly may be less.

**) Blast-Pro® fittings may only be used for tube cleaning operations inside the tube. They have not been designed for the use outside of tubes.*

We reserve our rights for technical changes without notice. Subject to printing errors.

© Copyright by SPIR STAR® | Revision 04.11.2020

Hose Type VIPER

6VIPER-Y

ID6 - Series: -

Applications

Hydraulics: Torque wrenching

Technical Information

Inner Core: Polyamide (PA)

Pressure Support: Multi layers of high-tensile steel wire and open synthetic fibers

Outer Cover: Polyurethane (TPU)

Color: Luminous yellow

Temperature: -30°C to +60°C [-22°F to 140°F]

Ø ID	Ø OD	Working Pressure --	Working Pressure (SF 2,6:1)	Burst Pressure	Bend Radius	Weight	Insert ID
6,1 mm	12,5 mm	--	700 bar	1.800 bar	80 mm	0,206 kg/m	4,0 mm
0,24 inch	0,49 inch	--	10.150 psi	26.100 psi	3,15 inch	0,138 lbs/ft	0,16 inch

Sleeve

Part no.	Thread	Material	Dimensions (mm) A	B	C	
Sleeve						
VIPER-S	-	Steel	14,4	42	-	-



Insert

Part no.	Thread	Material	Nut	Dimensions (mm) A	B	C	
Male fitting							
VIPER-M-1/4	1/4"x18NPTF	Steel	-	4	68	14	14
VIPER-M-3/8	3/8"x18NPTF	Steel	-	4	64	14	17
Female fitting NPT/NPTF							
VIPER-F-1/4	1/4"x18NPTF	Steel	-	4	67	20	19
Universal female swivel 24°/60°							
VIPER-F-I-1/4	G1/4"	Steel	VIPER-F-N-1/4	4	55	-	19

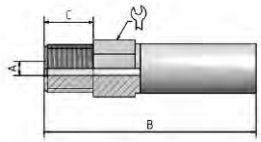

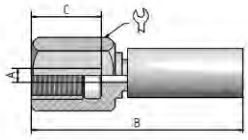

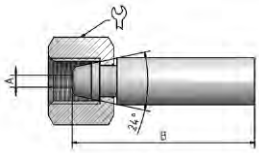

© Copyright by SPIR STAR® | Revision 02.11.2020

Part no.	Thread	Material	Relief bores	Dimensions (mm) A	B	C		Swivel nut
Swivel nut								
VIPER-F-N-1/4	G1/4"	Steel	1 radial	9,2	16,5	8,5	19	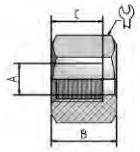

Production related variations of the burst pressure of up to 5 % are possible. Other colors upon request.

The safety factors between the burst pressure and the working pressure as well as the test pressure depend on the operating conditions. For gaseous media the outer cover is to be pinpricked.

Regarding the safety factor for gaseous media please contact your local SPIR STAR® assembling center.

The indicated working pressure refers to the hose only. Depending on the used fitting the permitted working pressure of a hose assembly may be less.

**) Blast-Pro® fittings may only be used for tube cleaning operations inside the tube. They have not been designed for the use outside of tubes.*

We reserve our rights for technical changes without notice. Subject to printing errors.

© Copyright by SPIR STAR® | Revision 02.11.2020

Hose Type VIPER Twin

6VIPERD

ID6 - Series: -

Applications

Hydraulics: Torque wrenching

Technical Information

Inner Core: Polyamide (PA)

Pressure Support: Multi layers of high-tensile steel wire and open synthetic fibers

Outer Cover: Polyurethane (TPU)

Color: Luminous yellow and purple red

Temperature: -30°C to +60°C [-22°F to 140°F]

Ø ID	Ø OD	Working Pressure --	Working Pressure (SF 2,6:1)	Burst Pressure	Bend Radius	Weight	Insert ID
6,1 mm	12,5 mm	--	700 bar	1.800 bar	80 mm	0,412 kg/m	4,0 mm
0,24 inch	0,49 inch	--	10.150 psi	26.100 psi	3,15 inch	0,276 lbs/ft	0,16 inch

Sleeve

Part no.	Thread	Material	Dimensions (mm) A	B	C	
Sleeve						
VIPER-S	-	Steel	14,4	42	-	-

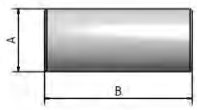

Insert

Part no.	Thread	Material	Nut	Dimensions (mm) A	B	C	
Male fitting							
VIPER-M-1/4	1/4"x18NPTF	Steel	-	4	68	14	14
VIPER-M-3/8	3/8"x18NPTF	Steel	-	4	64	14	17
Female fitting NPT/NPTF							
VIPER-F-1/4	1/4"x18NPTF	Steel	-	4	67	20	19
Universal female swivel 24°/60°							
VIPER-F-I-1/4	G1/4"	Steel	VIPER-F-N-1/4	4	55	-	19

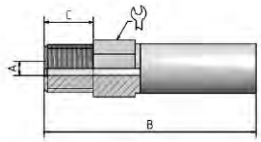

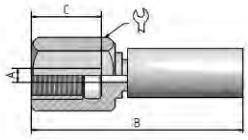

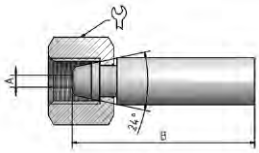

© Copyright by SPIR STAR® | Revision 04.11.2020

Part no.	Thread	Material	Relief bores	Dimensions (mm) A	B	C		Swivel nut
Swivel nut								
VIPER-F-N-1/4	G1/4"	Steel	1 radial	9,2	16,5	8,5	19	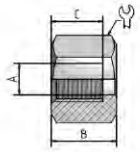

Production related variations of the burst pressure of up to 5 % are possible. Other colors upon request.

The safety factors between the burst pressure and the working pressure as well as the test pressure depend on the operating conditions. For gaseous media the outer cover is to be pinpricked.

Regarding the safety factor for gaseous media please contact your local SPIR STAR® assembling center.

The indicated working pressure refers to the hose only. Depending on the used fitting the permitted working pressure of a hose assembly may be less.

**) Blast-Pro® fittings may only be used for tube cleaning operations inside the tube. They have not been designed for the use outside of tubes.*

We reserve our rights for technical changes without notice. Subject to printing errors.

© Copyright by SPIR STAR® | Revision 04.11.2020

Hose Type MAMBA

6MAMBA-R

ID6 - Series: -

Applications

Hydraulics: Pressure test equipment (valves, tooling and control panels), hydraulic tools (instrumentation packages for gauges, control of service equipment, hydraulic jacks, hydraulic tools)

Technical Information

Inner Core: Polyamide (PA)

Pressure Support: Multi-layers of high-tensile steel wire

Outer Cover: Polyurethane (TPU)

Color: Red

Temperature: -30°C to +60°C [-22°F to 140°F]

Ø ID	Ø OD	Working Pressure --	Working Pressure (SF 2,5:1)	Burst Pressure	Bend Radius	Weight	Insert ID
5,9 mm	12,0 mm	--	1.200 bar	3.000 bar	80 mm	0,237 kg/m	4,0 mm
0,23 inch	0,47 inch	--	17.400 psi	43.500 psi	3,15 inch	0,159 lbs/ft	0,16 inch

Sleeve

Part no.	Thread	Material	Dimensions (mm) A	B	C	
Sleeve						
MAMBA-S	-	Steel	15,4	43	-	-

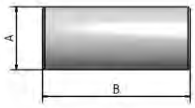

Insert

Part no.	Thread	Material	Nut	Dimensions (mm) A	B	C	
Male fitting							
MAMBA-M-1/4	1/4"x18NPTF	Steel	-	4	68	14	14
MAMBA-M-3/8	3/8"x18NPTF	Steel	-	4	64	14	17
Male fitting 100° external cone							
MAMBA-M-1/4-100	G 1/4"	Steel	-	4	67	18	17
Male fitting for USIT® Ring							
MAMBA-M-1/4-U	G1/4"	Steel	-	4	61	11	22
Universal female swivel 24°/60°							
MAMBA-F-I-1/4	G 1/4"	Steel	MAMBA-F-N-1/4	4	55	-	-

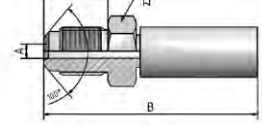

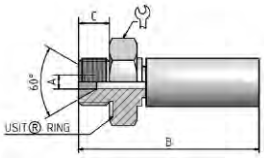

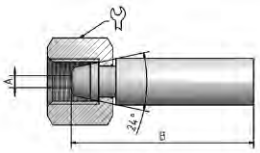

© Copyright by SPIR STAR® | Revision 29.07.2016

Insert

Part no.	Thread	Material	Nut	Dimensions (mm) A	B	C	
Universal female swivel 24°/60° light							
MAMBA-F-I-M14	M14x1,5	Steel	MAMBA-F-N-M14	4	55	-	19
Female fitting NPT/NPTF							
MAMBA-F-1/4	1/4"x18NPTF	Steel	-	4	67	20	19

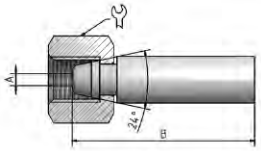

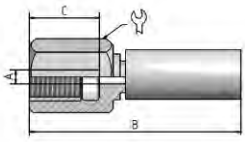

Swivel nut

Part no.	Thread	Material	Relief bores	Dimensions (mm) A	B	C	
Swivel nut							
MAMBA-F-N-1/4	G 1/4"	Steel	1 radial	9,2	16,5	8,5	19
MAMBA-F-N-M14	M14x1,5	Steel	1 radial	9,2	16,5	8,5	19

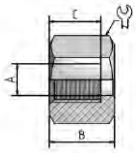

Production related variations of the burst pressure of up to 5 % are possible. Other colors upon request.

The safety factors between the burst pressure and the working pressure as well as the test pressure depend on the operating conditions. For gaseous media the outer cover is to be pinpricked.

Regarding the safety factor for gaseous media please contact your local SPIR STAR® assembling center.

The indicated working pressure refers to the hose only. Depending on the used fitting the permitted working pressure of a hose assembly may be less.

**) Blast-Pro® fittings may only be used for tube cleaning operations inside the tube. They have not been designed for the use outside of tubes.*

We reserve our rights for technical changes without notice. Subject to printing errors.

© Copyright by SPIR STAR® | Revision 29.07.2016

Hose Type MAMBA Twin

6MAMBAD

ID6 - Series: -

Applications

Hydraulics: Torque wrenching

Technical Information

Inner Core: Polyamide (PA)

Pressure Support: Multi-layers of high-tensile steel wire

Outer Cover: Polyurethane (TPU)

Color: Red and dark grey

Temperature: -30°C to +60°C [-22°F to 140°F]

Ø ID	Ø OD	Working Pressure --	Working Pressure (SF 2,5:1)	Burst Pressure	Bend Radius	Weight	Insert ID
5,9 mm	12,0 mm	--	1.200 bar	3.000 bar	80 mm	0,474 kg/m	4,0 mm
0,23 inch	0,47 inch	--	17.400 psi	43.500 psi	3,15 inch	0,318 lbs/ft	0,16 inch

Sleeve

Part no.	Thread	Material	Dimensions (mm) A	B	C	
Sleeve						
MAMBA-S	-	Steel	15,4	43	-	-

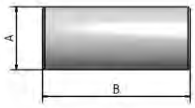

Insert

Part no.	Thread	Material	Nut	Dimensions (mm) A	B	C	
Male fitting							
MAMBA-M-1/4	1/4"x18NPTF	Steel	-	4	68	14	14
MAMBA-M-3/8	3/8"x18NPTF	Steel	-	4	64	14	17
Male fitting 100° external cone							
MAMBA-M-1/4-100	G 1/4"	Steel	-	4	67	18	17
Male fitting for USIT® Ring							
MAMBA-M-1/4-U	G1/4"	Steel	-	4	61	11	22
Universal female swivel 24°/60°							
MAMBA-F-I-1/4	G 1/4"	Steel	MAMBA-F-N-1/4	4	55	-	-

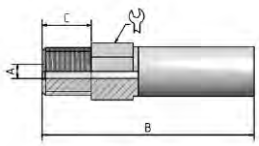

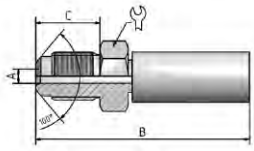

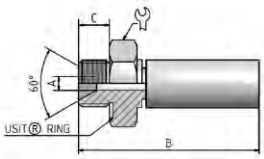

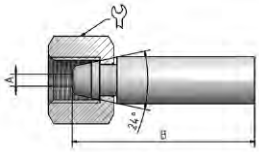

© Copyright by SPIR STAR® | Revision 29.07.2016

Insert

Part no.	Thread	Material	Nut	Dimensions (mm) A	B	C	
Universal female swivel 24°/60° light							
MAMBA-F-I-M14	M14x1,5	Steel	MAMBA-F-N-M14	4	55	-	19
Female fitting NPT/NPTF							
MAMBA-F-1/4	1/4"x18NPTF	Steel	-	4	67	20	19

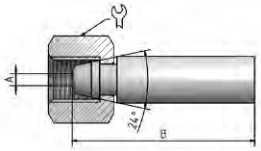

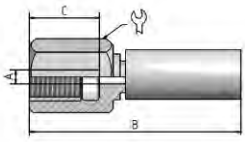

Swivel nut

Part no.	Thread	Material	Relief bores	Dimensions (mm) A	B	C	
Swivel nut							
MAMBA-F-N-1/4	G 1/4"	Steel	1 radial	9,2	16,5	8,5	19
MAMBA-F-N-M14	M14x1,5	Steel	1 radial	9,2	16,5	8,5	19

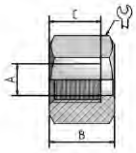

Production related variations of the burst pressure of up to 5 % are possible. Other colors upon request.

The safety factors between the burst pressure and the working pressure as well as the test pressure depend on the operating conditions. For gaseous media the outer cover is to be pinpricked.

Regarding the safety factor for gaseous media please contact your local SPIR STAR® assembling center.

The indicated working pressure refers to the hose only. Depending on the used fitting the permitted working pressure of a hose assembly may be less.

**) Blast-Pro® fittings may only be used for tube cleaning operations inside the tube. They have not been designed for the use outside of tubes.*

We reserve our rights for technical changes without notice. Subject to printing errors.

© Copyright by SPIR STAR® | Revision 29.07.2016

Hose Type COBRA

5COBRA

ID5 - Series: -

Applications

Hydraulics: Bolt tensioning, pressure test equipment (valves, tooling and control panels), hydraulic tools (instrumentation packages for gauges, control of service equipment, hydraulic jacks, hydraulic tools)

Technical Information

Inner Core: Polyoxymethylene (POM)

Pressure Support: multi-layers of high-tensile steel wire

Outer Cover: Polyamide (PA)

Color: Dark blue

Temperature: -30°C to +60°C [-22°F to 140°F]

Ø ID	Ø OD	Working Pressure --	Working Pressure (SF 2,5:1)	Burst Pressure	Bend Radius	Weight	Insert ID
5,0 mm	11,2 mm	--	1.800 bar	4.500 bar	150 mm	0,260 kg/m	2,5 mm
0,20 inch	0,44 inch	--	26.100 psi	65.250 psi	5,91 inch	0,174 lbs/ft	0,10 inch

Sleeve

Part no.	Thread	Material	Dimensions (mm) A	B	C	
Sleeve						
COBRA-S	-	Steel	15	45	-	-

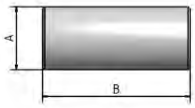

Insert

Part no.	Thread	Material	Nut	Dimensions (mm) A	B	C	
Male fitting 100° external cone							
COBRA-M-1/4-100	G 1/4"	Steel	-	2,5	69	11	17
Male fitting for USIT® Ring							
COBRA-M-1/4-U	G1/4"	Steel	-	2,5	76	18	22
Universal female swivel 24°/60°							
COBRA-F-I-1/4	G1/4"	Steel	COBRA-F-N-1/4	2,5	62	-	19

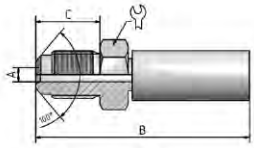

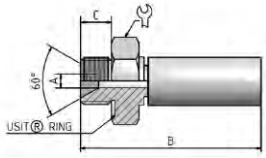

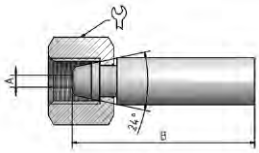

© Copyright by SPIR STAR® | Revision 29.07.2016

Part no.	Thread	Material	Relief bores	Dimensions (mm) A	B	C		Swivel nut
Swivel nut								
COBRA-F-N-1/4	G 1/4"	Steel	1 radial	9,2	16,5	8,5	19	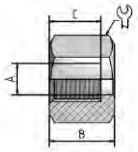

Production related variations of the burst pressure of up to 5 % are possible. Other colors upon request.

The safety factors between the burst pressure and the working pressure as well as the test pressure depend on the operating conditions. For gaseous media the outer cover is to be pinpricked.

Regarding the safety factor for gaseous media please contact your local SPIR STAR® assembling center.

The indicated working pressure refers to the hose only. Depending on the used fitting the permitted working pressure of a hose assembly may be less.

**) Blast-Pro® fittings may only be used for tube cleaning operations inside the tube. They have not been designed for the use outside of tubes.*

We reserve our rights for technical changes without notice. Subject to printing errors.

© Copyright by SPIR STAR® | Revision 29.07.2016

Hose Type 6/2WM

62WM3012

ID6 - Series: M

Applications

Hydraulics: Hydraulic tools (instrumentation packages for gauges, control of service equipment, hydraulic jacks, hydraulic tools)

Oil and Gas: Methanol service (oil rigs, distribution panels, umbilicals), jumper/ subsea well control, control of subsea hydraulic components, nitrogen service

Technical Information

Inner Core: BESNO P40 TLO (PA11)

Pressure Support: 2 open layers, 2 dense layers of high-tensile steel wire

Outer Cover: Polyamide (PA)

Color: Dark blue

Temperature: -30°C to +60°C [-22°F to 140°F]

Ø ID	Ø OD	Working Pressure (SF 2,5:1)	Working Pressure (SF 4,0:1)	Burst Pressure	Bend Radius	Weight	Insert ID
6,0 mm	12,2 mm	1.100 bar	690 bar	2.760 bar	95 mm	0,240 kg/m	4,0 mm
0,24 inch	0,48 inch	15.950 psi	10.000 psi	40.000 psi	3,74 inch	0,161 lbs/ft	0,16 inch

Sleeve

Part no.	Thread	Material	Dimensions (mm) A	B	C	
Sleeve						
10630171W	-	Steel	16,8	53	-	-
10630185W	-	AISI 316	16,8	53	-	-

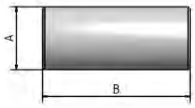

Insert

Part no.	Thread	Material	Nut	Dimensions (mm) A	B	C	
MP fitting							
40620305M	3/8"x24UNF LH	AISI 316	-	4	94	20	-
Male fitting							
30620401M	1/4"x18NPT	Steel	-	4	83	14	14
Type M female swivel							
20620645M	9/16"x18UNF	AISI 316	50540605	4	68,5	-	19

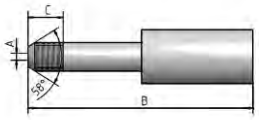

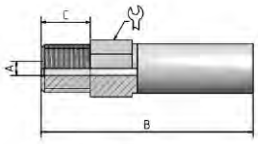

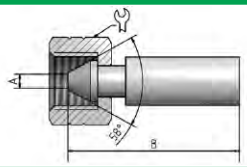

© Copyright by SPIR STAR® | Revision 29.07.2016

Insert

Part no.	Thread	Material	Nut	Dimensions (mm) A	B	C	
JIC female swivel							
20620605M	7/16"x20UNF	AISI 316	50620605, 50620601	4	64	-	19
20620625M	9/16"x18UNF	AISI 316	50540605, 50540601	4	64	-	19

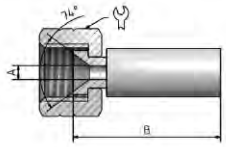

Swivel nut

Part no.	Thread	Material	Relief bores	Dimensions (mm) A	B	C	
Swivel nut							
50620601	7/16"x20UNF	Steel	1 radial	8,2	16	12	19
50620605	7/16"x20UNF	AISI 316	1 radial	8,2	16	12	19
50540601	9/16"x18UNF	Steel	1 radial	9,2	18	14	19
50540605	9/16"x18UNF	AISI 316	1 radial	9,2	18	14	19

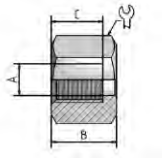

Production related variations of the burst pressure of up to 5 % are possible. Other colors upon request.

The safety factors between the burst pressure and the working pressure as well as the test pressure depend on the operating conditions. For gaseous media the outer cover is to be pinpricked.

Regarding the safety factor for gaseous media please contact your local SPIR STAR® assembling center.

The indicated working pressure refers to the hose only. Depending on the used fitting the permitted working pressure of a hose assembly may be less.

**) Blast-Pro® fittings may only be used for tube cleaning operations inside the tube. They have not been designed for the use outside of tubes.*

We reserve our rights for technical changes without notice. Subject to printing errors.

© Copyright by SPIR STAR® | Revision 29.07.2016

Hose Type 8/2WM

82WM3012

ID8 - Series: M

Applications

Hydraulics: Hydraulic tools (instrumentation packages for gauges, control of service equipment, hydraulic jacks, hydraulic tools)

Oil and Gas: Methanol service (oil rigs, distribution panels, umbilicals), jumper/ subsea well control, control of subsea hydraulic components, nitrogen service

Technical Information

Inner Core: BESNO P40 TLO (PA11)

Pressure Support: 2 open layers, 2 dense layers of high-tensile steel wire

Outer Cover: Polyamide (PA)

Color: Dark blue

Temperature: -30°C to +60°C [-22°F to 140°F]

Ø ID	Ø OD	Working Pressure (SF 2,5:1)	Working Pressure (SF 4,0:1)	Burst Pressure	Bend Radius	Weight	Insert ID
8,0 mm	14,3 mm	1.100 bar	690 bar	2.760 bar	110 mm	0,314 kg/m	5,5 mm
0,31 inch	0,56 inch	15.950 psi	10.000 psi	40.000 psi	4,33 inch	0,210 lbs/ft	0,22 inch

Sleeve

Part no.	Thread	Material	Dimensions (mm) A	B	C	
Sleeve						
10830181W	-	Steel	19,7	52	-	-
10830185W	-	AISI 316	19,7	52	-	-

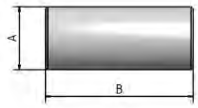

Insert

Part no.	Thread	Material	Nut	Dimensions (mm) A	B	C	
Male fitting							
30820401M	3/8"x18NPT	Steel	-	5,5	84	14	19
Type M female swivel							
20820645M	3/4"x16UNF	AISI 316	50840605	5,5	70,5	-	24
JIC female swivel							
20820655M	9/16"x18UNF	AISI 316	51040615	5,5	63	-	19

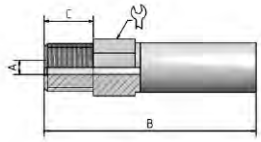

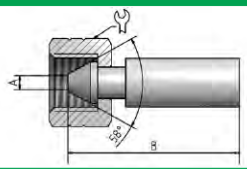

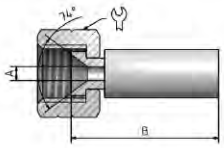

© Copyright by SPIR STAR® | Revision 29.07.2016

Part no.	Thread	Material	Relief bores	Dimensions (mm) A	B	C	
Swivel nut							
51040615	9/16"x18UNF	AISI 316	1 radial	11,2	18	14	19
50840605	3/4"x16UNF	AISI 316	1 radial	12,2	22,5	17,5	24

Swivel nut

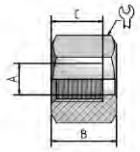

Production related variations of the burst pressure of up to 5 % are possible. Other colors upon request.

The safety factors between the burst pressure and the working pressure as well as the test pressure depend on the operating conditions. For gaseous media the outer cover is to be pinpricked.

Regarding the safety factor for gaseous media please contact your local SPIR STAR® assembling center.

The indicated working pressure refers to the hose only. Depending on the used fitting the permitted working pressure of a hose assembly may be less.

**) Blast-Pro® fittings may only be used for tube cleaning operations inside the tube. They have not been designed for the use outside of tubes.*

We reserve our rights for technical changes without notice. Subject to printing errors.

© Copyright by SPIR STAR® | Revision 29.07.2016

Hose Type 10/2WM

102WM3012

ID10 - Series: M

Applications

Hydraulics: Hydraulic tools (instrumentation packages for gauges, control of service equipment, hydraulic jacks, hydraulic tools)

Oil and Gas: Methanol service (oil rigs, distribution panels, umbilicals), jumper/ subsea well control, control of subsea hydraulic components, nitrogen service

Technical Information

Inner Core: BESNO P40 TLO (PA11)

Pressure Support: 2 open layers, 2 dense layers of high-tensile steel wire

Outer Cover: Polyamide (PA)

Color: Dark blue

Temperature: -30°C to +60°C [-22°F to 140°F]

Ø ID	Ø OD	Working Pressure (SF 2,5:1)	Working Pressure (SF 4,0:1)	Burst Pressure	Bend Radius	Weight	Insert ID
10,0 mm	17,2 mm	1.100 bar	690 bar	2.760 bar	125 mm	0,466 kg/m	5,0 mm
0,39 inch	0,68 inch	16.000 psi	10.000 psi	40.000 psi	4,92 inch	0,312 lbs/ft	0,20 inch

Sleeve

Part no.	Thread	Material	Dimensions (mm) A	B	C	
Sleeve						
11030185W	-	AISI 316	21,5	64	-	-

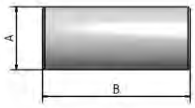

Insert

Part no.	Thread	Material	Nut	Dimensions (mm) A	B	C	
Type M female swivel							
21020645M	3/4"x16UNF	AISI 316	51320615	5	73,5	-	24
JIC female swivel							
21020605M	9/16"x18UNF	AISI 316	51040615	5	77	-	19

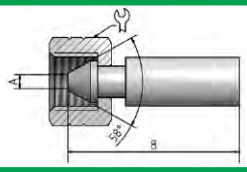

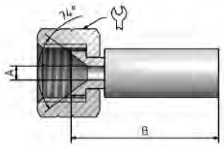

© Copyright by SPIR STAR® | Revision 29.07.2016

Part no.	Thread	Material	Relief bores	Dimensions (mm) A	B	C	
Swivel nut							
51040615	9/16"x18UNF	AISI 316	1 radial	11,2	18	14	19
51320615	3/4"x16UNF	AISI 316	1 radial	14,2	22,5	17,5	24

Swivel nut

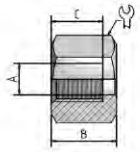

Production related variations of the burst pressure of up to 5 % are possible. Other colors upon request.

The safety factors between the burst pressure and the working pressure as well as the test pressure depend on the operating conditions. For gaseous media the outer cover is to be pinpricked.

Regarding the safety factor for gaseous media please contact your local SPIR STAR® assembling center.

The indicated working pressure refers to the hose only. Depending on the used fitting the permitted working pressure of a hose assembly may be less.

**) Blast-Pro® fittings may only be used for tube cleaning operations inside the tube. They have not been designed for the use outside of tubes.*

We reserve our rights for technical changes without notice. Subject to printing errors.

© Copyright by SPIR STAR® | Revision 29.07.2016

Hose Type 13/2WM

132WM3012

ID13 - Series: M

Applications

Hydraulics: Hydraulic tools (instrumentation packages for gauges, control of service equipment, hydraulic jacks, hydraulic tools)

Oil and Gas: Methanol service (oil rigs, distribution panels, umbilicals), jumper/ subsea well control, control of subsea hydraulic components, nitrogen service

Technical Information

Inner Core: BESNO P40 TLO (PA11)

Pressure Support: 2 open layers, 2 dense layers of high-tensile steel wire

Outer Cover: Polyamide (PA)

Color: Dark blue

Temperature: -30°C to +60°C [-22°F to 140°F]

Ø ID	Ø OD	Working Pressure (SF 2,5:1)	Working Pressure (SF 4,0:1)	Burst Pressure	Bend Radius	Weight	Insert ID
12,7 mm	20,8 mm	1.100 bar	690 bar	2.760 bar	150 mm	0,630 kg/m	8,5 mm
0,50 inch	0,82 inch	15.950 psi	10.000 psi	40.000 psi	5,91 inch	0,422 lbs/ft	0,33 inch

Sleeve

Part no.	Thread	Material	Dimensions (mm) A	B	C	
Sleeve						
11330181W	-	Steel	27,8	64	-	-
11330185W	-	AISI 316	27,8	64	-	-

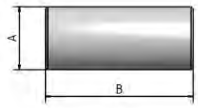

Insert

Part no.	Thread	Material	Nut	Dimensions (mm) A	B	C	
Male fitting							
31320401M	1/2"x14NPT	Steel	-	8,5	104	18	22
Type M female swivel							
21320645M	1"x12UNF	AISI 316	51360645	8,5	86	-	32
JIC female swivel							
21320615M	3/4"x16UNF	AISI 316	51320615	8,5	79	-	24

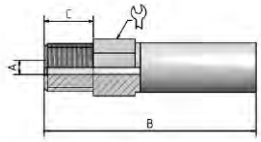

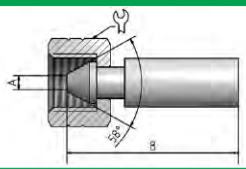

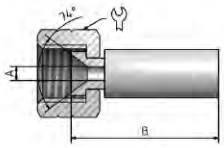

© Copyright by SPIR STAR® | Revision 29.07.2016

Part no.	Thread	Material	Relief bores	Dimensions (mm) A	B	C	
Swivel nut							
51320615	3/4"x16UNF	AISI 316	1 radial	14,2	22,5	17,5	24
51360645	1"x12UNF	AISI 316	1 radial	16,8	28	22	32

Swivel nut

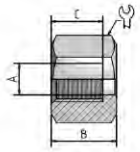

Production related variations of the burst pressure of up to 5 % are possible. Other colors upon request.

The safety factors between the burst pressure and the working pressure as well as the test pressure depend on the operating conditions. For gaseous media the outer cover is to be pinpricked.

Regarding the safety factor for gaseous media please contact your local SPIR STAR® assembling center.

The indicated working pressure refers to the hose only. Depending on the used fitting the permitted working pressure of a hose assembly may be less.

**) Blast-Pro® fittings may only be used for tube cleaning operations inside the tube. They have not been designed for the use outside of tubes.*

We reserve our rights for technical changes without notice. Subject to printing errors.

© Copyright by SPIR STAR® | Revision 29.07.2016

Hose Type 5/4PPA®

54PPA4017

ID5 - Series: B

Applications

Hydraulics: Hydraulic tools (instrumentation packages for gauges, control of service equipment, hydraulic jacks, hydraulic tools)

Oil and Gas: Methanol service (oil rigs, distribution panels, umbilicals), jumper/ subsea well control, chemical injection, control of subsea hydraulic components, nitrogen service, Gaseous media handling

Technical Information

Inner Core: Polyvinylidenfluoride (PVDF)

Pressure Support: 4 layers of high-tensile steel wire

Outer Cover: Polyamide (PA)

Color: Dark green

Temperature: -20°C to +80°C [-4°F to 176°F]

Ø ID	Ø OD	Working Pressure (SF 3,2:1)	Working Pressure (SF 4,0:1)	Burst Pressure	Bend Radius	Weight	Insert ID
5,0 mm	11,2 mm	1.285 bar	1.035 bar	4.140 bar	250 mm	0,256 kg/m	2,5 mm
0,20 inch	0,44 inch	18.630 psi	15.000 psi	60.000 psi	9,84 inch	0,172 lbs/ft	0,10 inch

Sleeve

Part no.	Thread	Material	Dimensions (mm) A	B	C	
Sleeve						
10540101	-	Steel	15	49,5	-	-
10540105	-	AISI 316	15	47,9	-	-

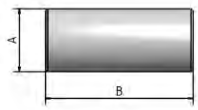

Insert

Part no.	Thread	Material	Nut	Dimensions (mm) A	B	C	
HP fitting							
40540215B	1/4"x28UNF LH	AISI 316	-	2,5	83	14	-
40540205B	3/8"x24UNF LH	AISI 316	-	2,5	90	20	-
40540225B	9/16"x18UNF LH	AISI 316	-	2,5	103	24	-
Male fitting							
30540401B	1/4"x18NPTF	Steel	-	2,5	71	14	14
Male fitting 60° internal cone							
30540301B	G1/4"	Steel	-	2,5	70	12	14

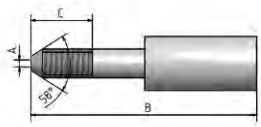

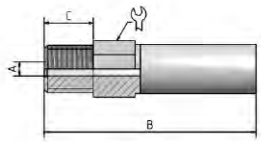

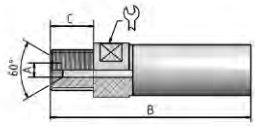

© Copyright by SPIR STAR® | Revision 18.12.2020

Insert

Part no.	Thread	Material	Nut	Dimensions (mm) A	B	C	
Male fitting 100° external cone							
30540361B	G1/4"	Steel	-	2,5	76	18	17
Male fitting for USIT® Ring							
30540351B	G1/4"	Steel	-	2,5	68,5	11	22
Universal female swivel 24°/60°							
20540301B	G1/4"	Steel	50540301	2,5	62	-	19
20540305B	G1/4"	AISI 316	50540305	2,5	62	-	19
Universal female swivel 24°/60° light							
20540101B	M14x1,5	Steel	50540101	2,5	62	-	19
Female swivel with O-Ring							
20540041B	M20x1,5	Steel	50860201	2,5	77	-	27
Type M female swivel							
20540641B	9/16"x18UNF	Steel	50540601	2,5	64	-	19
20540645B	9/16"x18UNF	AISI 316	50540605	2,5	64	-	19

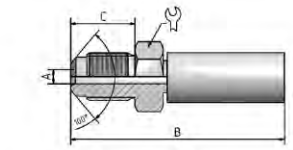

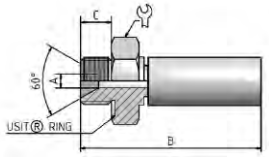

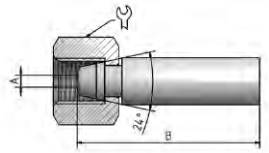

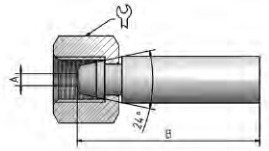

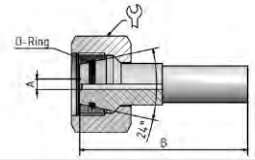

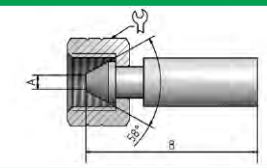

Swivel nut

Part no.	Thread	Material	Relief bores	Dimensions (mm) A	B	C	
Swivel nut							
50540601	9/16"x18UNF	Steel	1 radial	9,2	18	14	19
50540605	9/16"x18UNF	AISI 316	1 radial	9,2	18	14	19
50540301	G1/4"	Steel	1 radial	9,2	16,5	8,5	19
50540305	G1/4"	AISI 316	1 radial	9,2	16,5	8,5	19
50540101	M14x1,5	Steel	1 radial	9,2	16,5	8,5	19
50860201	M20x1,5	Steel	1 radial	12,2	22	12	27

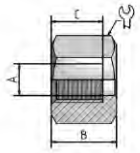

Production related variations of the burst pressure of up to 5 % are possible. Other colors upon request.

Maximum test pressure (1560 bar / 22620 psi).

The safety factors between the burst pressure and the working pressure as well as the test pressure depend on the operating conditions. For gaseous media the outer cover is to be pinpricked.

Regarding the safety factor for gaseous media please contact your local SPIR STAR® assembling center.

The indicated working pressure refers to the hose only. Depending on the used fitting the permitted working pressure of a hose assembly may be less.

We reserve our rights for technical changes without notice. Subject to printing errors.

© Copyright by SPIR STAR® | Revision 18.12.2020

Hose Type 6/2WPPA®

62WPPA4017

ID6 - Series: HB

Applications

Hydraulics: Hydraulic tools (instrumentation packages for gauges, control of service equipment, hydraulic jacks, hydraulic tools)

Oil and Gas: Methanol service (oil rigs, distribution panels, umbilicals), jumper/ subsea well control, chemical injection, control of subsea hydraulic components, nitrogen service, Gaseous media handling

Technical Information

Inner Core: Polyvinylidenfluoride (PVDF)

Pressure Support: 2 open layers, 2 dense layers of high-tensile steel wire

Outer Cover: Polyamide (PA)

Color: Dark green

Temperature: -20°C to +80°C [-4°F to 176°F]

Ø ID	Ø OD	Working Pressure (SF 3,0:1)	Working Pressure (SF 4,0:1)	Burst Pressure	Bend Radius	Weight	Insert ID
6,3 mm	12,2 mm	915 bar	690 bar	2.760 bar	150 mm	0,266 kg/m	3,5 mm
0,25 inch	0,48 inch	13.260 psi	10.000 psi	40.000 psi	5,91 inch	0,178 lbs/ft	0,14 inch

Sleeve

Part no.	Thread	Material	Dimensions (mm) A	B	C	
Sleeve						
10640115	-	AISI 316	17,3	64,4	-	-

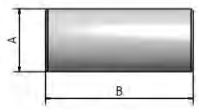

Insert

Part no.	Thread	Material	Nut	Dimensions (mm) A	B	C	
HP fitting							
40640205HB	3/8"x24UNF LH	AISI 316	-	3,5	98	20	-
MP fitting							
40640305HB	3/8"x24UNF LH	AISI 316	-	3,5	100	11	-
Anti vibration MP fitting							
40640315HB	3/8"x24UNF LH	AISI 316	-	3,5	112	11,1	-

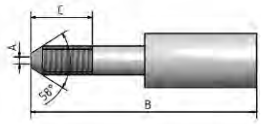

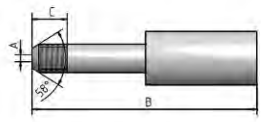

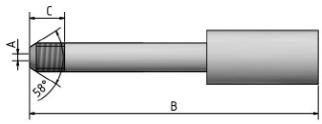

© Copyright by SPIR STAR® | Revision 15.05.2020

Insert

Part no.	Thread	Material	Nut	Dimensions (mm) A	B	C	
Universal female swivel 24°/60° heavy							
20640315HB	M16x1,5	AISI 316	50620125	3,5	77	-	19
Type M female swivel							
20640645HB	9/16"x18UNF	AISI 316	S5063615	3,5	73	-	19
JIC female swivel							
20640655HB	9/16"x18UNF	AISI 316	S5063615	3,5	69	-	19

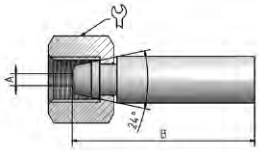

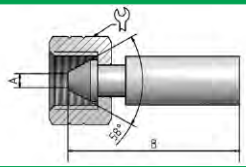

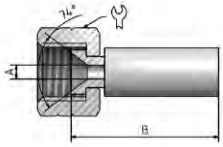

Swivel nut

Part no.	Thread	Material	Relief bores	Dimensions (mm) A	B	C	
Swivel nut							
S5063615	9/16"x18UNF	AISI 316	1 radial	9,5	18	14	19
50620125	M16x1,5	AISI 316	1 radial	9,5	17,5	10	19

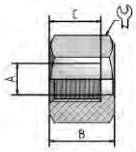

Production related variations of the burst pressure of up to 5 % are possible. Other colors upon request.

Maximum test pressure (1380 bar / 20000 psi).

The safety factors between the burst pressure and the working pressure as well as the test pressure depend on the operating conditions. For gaseous media the outer cover is to be pinpricked.

Regarding the safety factor for gaseous media please contact your local SPIR STAR® assembling center.

The indicated working pressure refers to the hose only. Depending on the used fitting the permitted working pressure of a hose assembly may be less.

We reserve our rights for technical changes without notice. Subject to printing errors.

© Copyright by SPIR STAR® | Revision 15.05.2020

Hose Type 6/4PPA®

64PPA4017

ID6 - Series: HB

Applications

Hydraulics: Hydraulic tools (instrumentation packages for gauges, control of service equipment, hydraulic jacks, hydraulic tools)

Oil and Gas: Methanol service (oil rigs, distribution panels, umbilicals), jumper/ subsea well control, chemical injection, control of subsea hydraulic components, nitrogen service, Gaseous media handling

Technical Information

Inner Core: Polyvinylidenfluoride (PVDF)

Pressure Support: 4 layers of high-tensile steel wire

Outer Cover: Polyamide (PA)

Color: Dark green

Temperature: -20°C to +80°C [-4°F to 176°F]

Ø ID	Ø OD	Working Pressure (SF 3,5:1)	Working Pressure (SF 4,0:1)	Burst Pressure	Bend Radius	Weight	Insert ID
6,3 mm	12,6 mm	1.180 bar	1.035 bar	4.140 bar	280 mm	0,305 kg/m	3,5 mm
0,25 inch	0,50 inch	17.100 psi	15.000 psi	60.000 psi	11,02 inch	0,204 lbs/ft	0,14 inch

Sleeve

Part no.	Thread	Material	Dimensions (mm) A	B	C	
Sleeve						
10640115	-	AISI 316	17,3	64,4	-	-

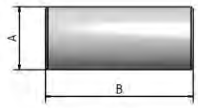

Insert

Part no.	Thread	Material	Nut	Dimensions (mm) A	B	C	
HP fitting							
40640205HB	3/8"x24UNF LH	AISI 316	-	3,5	98	20	-
MP fitting							
40640305HB	3/8"x24UNF LH	AISI 316	-	3,5	100	11	-
Anti vibration MP fitting							
40640315HB	3/8"x24UNF LH	AISI 316	-	3,5	112	11,1	-

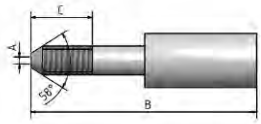

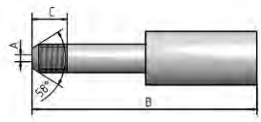

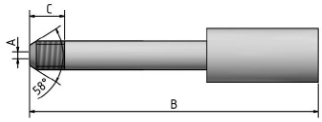

© Copyright by SPIR STAR® | Revision 15.05.2020

Insert

Part no.	Thread	Material	Nut	Dimensions (mm) A	B	C	
Universal female swivel 24°/60° heavy							
20640315HB	M16x1,5	AISI 316	50620125	3,5	77	-	19
Type M female swivel							
20640645HB	9/16"x18UNF	AISI 316	S5063615	3,5	73	-	19
JIC female swivel							
20640655HB	9/16"x18UNF	AISI 316	S5063615	3,5	69	-	19

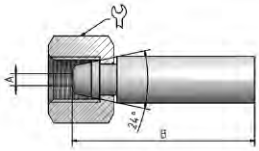

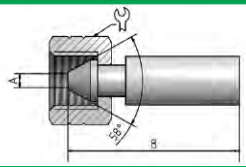

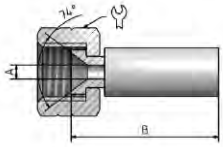

Swivel nut

Part no.	Thread	Material	Relief bores	Dimensions (mm) A	B	C	
Swivel nut							
S5063615	9/16"x18UNF	AISI 316	1 radial	9,5	18	14	19
50620125	M16x1,5	AISI 316	1 radial	9,5	17,5	10	19

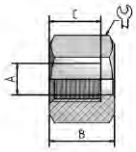

Production related variations of the burst pressure of up to 5 % are possible. Other colors upon request.

Maximum test pressure (1560 bar / 22620 psi).

The safety factors between the burst pressure and the working pressure as well as the test pressure depend on the operating conditions. For gaseous media the outer cover is to be pinpricked.

Regarding the safety factor for gaseous media please contact your local SPIR STAR® assembling center.

The indicated working pressure refers to the hose only. Depending on the used fitting the permitted working pressure of a hose assembly may be less.

We reserve our rights for technical changes without notice. Subject to printing errors.

© Copyright by SPIR STAR® | Revision 15.05.2020

Hose Type 8/4PPA®

84PPA4017

ID8 - Series: B

Applications

Hydraulics: Hydraulic tools (instrumentation packages for gauges, control of service equipment, hydraulic jacks, hydraulic tools)

Oil and Gas: Methanol service (oil rigs, distribution panels, umbilicals), jumper/ subsea well control, chemical injection, control of subsea hydraulic components, nitrogen service, Gaseous media handling

Technical Information

Inner Core: Polyvinylidenfluoride (PVDF)

Pressure Support: 4 layers of high-tensile steel wire

Outer Cover: Polyamide (PA)

Color: Dark green

Temperature: -20°C to +80°C [-4°F to 176°F]

Ø ID	Ø OD	Working Pressure (SF 3,8:1)	Working Pressure (SF 4,0:1)	Burst Pressure	Bend Radius	Weight	Insert ID
8,0 mm	14,7 mm	1.085 bar	1.035 bar	4.140 bar	300 mm	0,420 kg/m	4,5 mm
0,31 inch	0,58 inch	15.730 psi	15.000 psi	60.000 psi	11,81 inch	0,281 lbs/ft	0,18 inch

Sleeve

Part no.	Thread	Material	Dimensions (mm) A	B	C	
Sleeve						
10840102	-	Steel	20,2	56,5	-	-
10840105	-	AISI 316	20,2	58	-	-

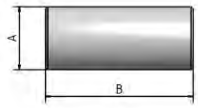

Insert

Part no.	Thread	Material	Nut	Dimensions (mm) A	B	C	
HP fitting							
40840205B	9/16"x18UNF LH	AISI 316	-	4,5	108,5	24	-
Male fitting							
30840411B	1/4"x18NPTF	Steel	-	4,5	84	14	14
30840401B	3/8"x18NPTF	Steel	-	4,5	82	14	17
30840341B	G1/4"	Steel	-	4,5	82	14	14
Male fitting flat seal							
30840311B	G1/4"	Steel	-	4,5	83	15	14

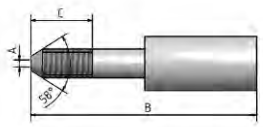

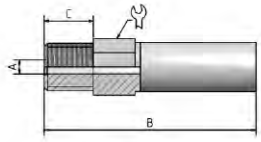

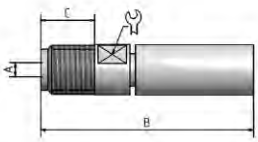

© Copyright by SPIR STAR® | Revision 19.03.2018

Insert

Part no.	Thread	Material	Nut	Dimensions (mm) A	B	C	
Male fitting DIN3852 T2 form A							
30840301B	G3/8"	Steel	-	4,5	84,5	12	22
Universal female swivel 24°/60°							
20840301B	G3/8"	Steel	50860301	4,5	72	-	24
20840305B	G3/8"	AISI 316	50840305	4,5	72	-	24
Female swivel with O-Ring							
20840201B	M20x1,5	Steel	50860201	4,5	77	-	27
20840231B	M22x1,5	Steel	51060201, 51060205	4,5	79	-	30
20840221B	M24x1,5	Steel	51321206, 51320205, 51360206	4,5	85	-	32
Type M female swivel							
20840641B	3/4"x16UNF	Steel	50840601	4,5	73	-	24
20840645B	3/4"x16UNF	AISI 316	50840605	4,5	73	-	24
JIC female swivel							
20840605B	3/4"x16UNF	AISI 316	50840605	4,5	68	-	24

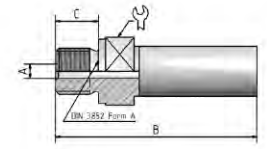

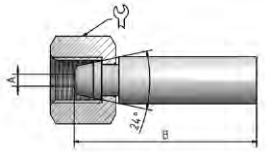

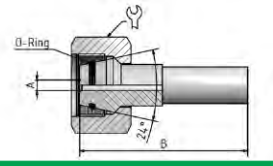

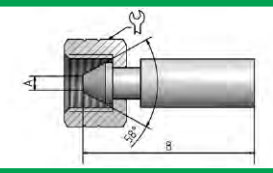

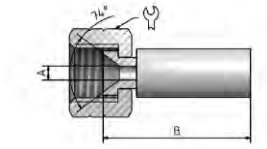

Swivel nut

Part no.	Thread	Material	Relief bores	Dimensions (mm) A	B	C	
Swivel nut							
50840601	3/4"x16UNF	Steel	1 radial	12,2	22,5	17,5	24
50840605	3/4"x16UNF	AISI 316	1 radial	12,2	22,5	17,5	24
50860301	G3/8"	Steel	1 radial	12,5	18,5	15,5	24
50840305	G3/8"	AISI 316	1 radial	12,2	18,5	13,5	24
50860201	M20x1,5	Steel	1 radial	12,2	22	12	27
51060201	M22x1,5	Steel	2 axial	14,2	23	14	30
51060205	M22x1,5	AISI 316	2 axial	14,2	25	14	30
51321206	M24x1,5	Steel	2 axial	16,8	23	16	32
51320205	M24x1,5	AISI 316	1 radial	16,8	23	16	32

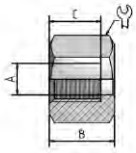

Production related variations of the burst pressure of up to 5 % are possible. Other colors upon request.

Maximum test pressure (1630 bar / 23630 psi).

The safety factors between the burst pressure and the working pressure as well as the test pressure depend on the operating conditions. For gaseous media the outer cover is to be pinpricked.

Regarding the safety factor for gaseous media please contact your local SPIR STAR® assembling center.

The indicated working pressure refers to the hose only. Depending on the used fitting the permitted working pressure of a hose assembly may be less.

We reserve our rights for technical changes without notice. Subject to printing errors.

© Copyright by SPIR STAR® | Revision 19.03.2018

Hose Type 10/4PPA®

104PPA4017

ID10 - Series: B and C

Applications

Hydraulics: Hydraulic tools (instrumentation packages for gauges, control of service equipment, hydraulic jacks, hydraulic tools)

Oil and Gas: Methanol service (oil rigs, distribution panels, umbilicals), jumper/ subsea well control, chemical injection, control of subsea hydraulic components, nitrogen service, Gaseous media handling

Technical Information

Inner Core: Polyvinylidenfluoride (PVDF)

Pressure Support: 4 layers of high-tensile steel wire

Outer Cover: Polyamide (PA)

Color: Dark green

Temperature: -20°C to +80°C [-4°F to 176°F]

Ø ID	Ø OD	Working Pressure (SF 3,5:1)	Working Pressure (SF 4,0:1)	Burst Pressure	Bend Radius	Weight	Insert ID
10,0 mm	18,4 mm	1.180 bar	1.035 bar	4.140 bar	300 mm	0,680 kg/m	5,5 mm
0,39 inch	0,72 inch	17.100 psi	15.000 psi	60.000 psi	11,81 inch	0,456 lbs/ft	0,22 inch

Sleeve

Part no.	Thread	Material	Dimensions (mm) A	B	C	
Sleeve						
11040102	-	Steel	23	63,7	-	-
11040105	-	AISI 316	23	64	-	-

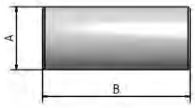

Insert

Part no.	Thread	Material	Nut	Dimensions (mm) A	B	C	
HP fitting							
41060204C	9/16"x18UNF LH	Stainless steel	-	5,5	114	24	-
Male fitting 60° internal cone							
31060311B	G3/8"	Steel	-	5,5	80	12	17

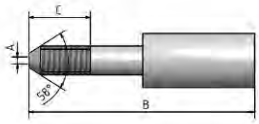

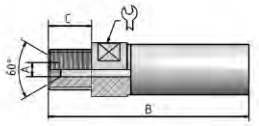

© Copyright by SPIR STAR® | Revision 30.10.2017

Insert

Part no.	Thread	Material	Nut	Dimensions (mm) A	B	C	
Universal female swivel 24°/60°							
21060304C	G1/2"	Stainless steel	51060311, 51060315	5,5	78	-	27
Female swivel with O-Ring							
21060204C	M22x1,5	Stainless steel	51060201, 51060205	5,5	90	-	30
21060224C	M24x1,5	Stainless steel	51320205, 51321206, 51360206	5,5	93	-	32
21060221B	M24x1,5	Steel	51321206	5,5	92,5	-	32
Type M female swivel							
21040645B	3/4"x16UNF	AISI 316	51320615	5,5	78	-	24

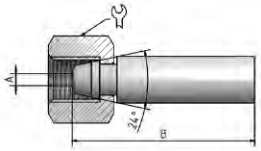

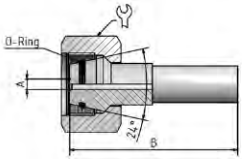

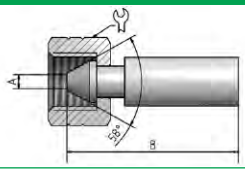

Swivel nut

Part no.	Thread	Material	Relief bores	Dimensions (mm) A	B	C	
Swivel nut							
51320615	3/4"x16UNF	AISI 316	1 radial	14,2	22,5	17,5	24
51060311	G1/2"	Steel	1 radial	16,7	23,5	13,5	27
51060315	G1/2"	AISI 316	1 radial	16,7	23,5	13,5	27
51060201	M22x1,5	Steel	2 axial	14,2	23	14	30
51060205	M22x1,5	AISI 316	2 axial	14,2	25	14	30
51321206	M24x1,5	Steel	2 axial	16,8	23	16	32
51320205	M24x1,5	AISI 316	1 radial	16,8	23	16	32

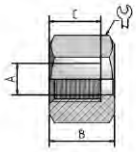

Production related variations of the burst pressure of up to 5 % are possible. Other colors upon request.

Maximum test pressure (1560 bar / 22620 psi).

The safety factors between the burst pressure and the working pressure as well as the test pressure depend on the operating conditions. For gaseous media the outer cover is to be pinpricked.

Regarding the safety factor for gaseous media please contact your local SPIR STAR® assembling center.

The indicated working pressure refers to the hose only. Depending on the used fitting the permitted working pressure of a hose assembly may be less.

We reserve our rights for technical changes without notice. Subject to printing errors.

© Copyright by SPIR STAR® | Revision 30.10.2017

Hose Type 13/2WPPA®

132WPPA4017

ID13 - Series: A

Applications

Hydraulics: Hydraulic tools (instrumentation packages for gauges, control of service equipment, hydraulic jacks, hydraulic tools)

Oil and Gas: Methanol service (oil rigs, distribution panels, umbilicals), jumper/ subsea well control, chemical injection, nitrogen service, Gaseous media handling

Technical Information

Inner Core: Polyvinylidenfluoride (PVDF)

Pressure Support: 2 open layers, 2 dense layers of high-tensile steel wire

Outer Cover: Polyamide (PA)

Color: Dark green

Temperature: -20°C to +80°C [-4°F to 176°F]

Ø ID	Ø OD	Working Pressure (SF 3,5:1)	Working Pressure (SF 4,0:1)	Burst Pressure	Bend Radius	Weight	Insert ID
12,8 mm	20,8 mm	790 bar	690 bar	2.760 bar	300 mm	0,670 kg/m	8,5 mm
0,50 inch	0,82 inch	11.450 psi	10.000 psi	40.000 psi	11,81 inch	0,449 lbs/ft	0,33 inch

Sleeve

Part no.	Thread	Material	Dimensions (mm) A	B	C	
Sleeve						
11330191W	-	Steel	27,2	58	-	-
11330195W	-	AISI 316	27,2	58	-	-

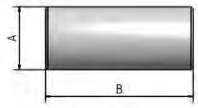

Insert

Part no.	Thread	Material	Nut	Dimensions (mm) A	B	C	
MP fitting							
41320205A	9/16"x18UNF LH	AISI 316	-	8,5	109	12,7	-
Male fitting							
31320401A	1/2"x14NPTF	Steel	-	8,5	90	18	22
31320405A	1/2"x14NPTF	AISI 316	-	8,5	90	18	22
Universal female swivel 24°/60°							
21320311A	G1/2"	Steel	51060311	8,5	73	-	27
21320315A	G1/2"	AISI 316	51060315, 51060311	8,5	73	-	27

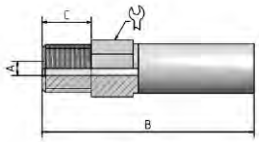

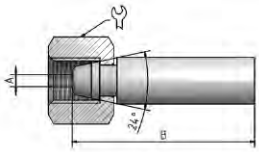

© Copyright by SPIR STAR® | Revision 30.10.2017

Insert

Part no.	Thread	Material	Nut	Dimensions (mm) A	B	C	
Female swivel with O-Ring							
21320101A	M22x1,5	Steel	51360221	8,5	85	-	30
21320241A	M24x1,5	Steel	51321206	8,5	80	-	32
21320245A	M24x1,5	AISI 316	51320205	8,5	80	-	32
Type M female swivel							
21320641A	1"x12UNF	Steel	51360641	8,5	74	-	32
21320645A	1"x12UNF	AISI 316	51360645, 51360643	8,5	74	-	32

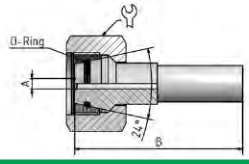

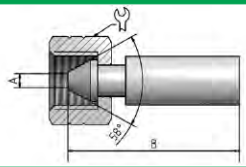

Swivel nut

Part no.	Thread	Material	Relief bores	Dimensions (mm) A	B	C	
Swivel nut							
51360641	1"x12UNF	Steel	1 radial	16,8	28	22	32
51360645	1"x12UNF	AISI 316	1 radial	16,8	28	22	32
51060311	G1/2"	Steel	1 radial	16,7	23,5	13,5	27
51060315	G1/2"	AISI 316	1 radial	16,7	23,5	13,5	27
51360221	M22x1,5	Steel	1 radial	16,8	25	14	30
51321206	M24x1,5	Steel	2 axial	16,8	23	16	32
51320205	M24x1,5	AISI 316	1 radial	16,8	23	16	32

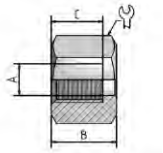

Production related variations of the burst pressure of up to 5 % are possible. Other colors upon request.

Maximum test pressure (1380 bar / 20000 psi).

The safety factors between the burst pressure and the working pressure as well as the test pressure depend on the operating conditions. For gaseous media the outer cover is to be pinpricked.

Regarding the safety factor for gaseous media please contact your local SPIR STAR® assembling center.

The indicated working pressure refers to the hose only. Depending on the used fitting the permitted working pressure of a hose assembly may be less.

We reserve our rights for technical changes without notice. Subject to printing errors.

© Copyright by SPIR STAR® | Revision 30.10.2017

Hose Type 13/4HPPA®

134HPPA4017

ID13 - Series: C

Applications

Hydraulics: Hydraulic tools (instrumentation packages for gauges, control of service equipment, hydraulic jacks, hydraulic tools)

Oil and Gas: Methanol service (oil rigs, distribution panels, umbilicals), jumper/ subsea well control, chemical injection, control of subsea hydraulic components, nitrogen service, Gaseous media handling

Technical Information

Inner Core: Polyvinylidenfluoride (PVDF)

Pressure Support: 4 layers of high-tensile steel wire

Outer Cover: Polyamide (PA)

Color: Dark green

Temperature: -20°C to +80°C [-4°F to 176°F]

Ø ID	Ø OD	Working Pressure (SF 3,3:1)	Working Pressure (SF 4,0:1)	Burst Pressure	Bend Radius	Weight	Insert ID
12,8 mm	22,0 mm	1.035 bar	860 bar	3.450 bar	300 mm	1,000 kg/m	7,5 mm
0,50 inch	0,87 inch	15.000 psi	12.500 psi	50.000 psi	11,81 inch	0,670 lbs/ft	0,30 inch

Sleeve

Part no.	Thread	Material	Dimensions (mm) A	B	C	
Sleeve						
11340232	-	Steel	29,2	65	-	-
11340105	-	AISI 316	29,2	63		

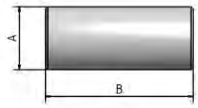

Insert

Part no.	Thread	Material	Nut	Dimensions (mm) A	B	C	
HP fitting							
41360214C	9/16"x18UNF LH	Stainless steel	-	7,5	118	24	-
MP fitting							
41360204C	3/4"x16UNF LH	Stainless steel	-	7,5	121	25	-
Female swivel with O-Ring							
21360244C	M24x1,5	Stainless steel	51320205, 51321206	7,5	89	-	32

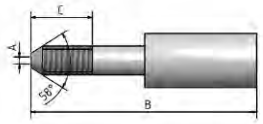

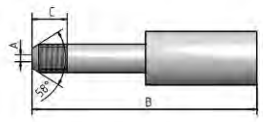

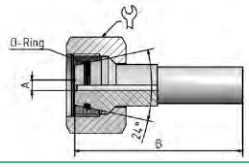

© Copyright by SPIR STAR® | Revision 02.11.2020

Insert

Part no.	Thread	Material	Nut	Dimensions (mm) A	B	C	
Type M female swivel							
21360644C	1"x12UNF	Stainless steel	51360645, 51360641, 51360643	7,5	84	-	32

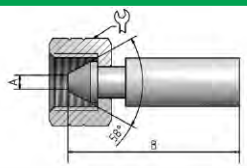

Swivel nut

Part no.	Thread	Material	Relief bores	Dimensions (mm) A	B	C	
Swivel nut							
51360641	1"x12UNF	Steel	1 radial	16,8	28	22	32
51360645	1"x12UNF	AISI 316	1 radial	16,8	28	22	32
51321206	M24x1,5	Steel	2 axial	16,8	23	16	32
51320205	M24x1,5	AISI 316	1 radial	16,8	23	16	32

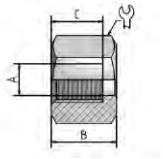

Production related variations of the burst pressure of up to 5 % are possible. Other colors upon request.

Maximum test pressure (1290 bar / 18705 psi).

The safety factors between the burst pressure and the working pressure as well as the test pressure depend on the operating conditions. For gaseous media the outer cover is to be pinpricked.

Regarding the safety factor for gaseous media please contact your local SPIR STAR® assembling center.

The indicated working pressure refers to the hose only. Depending on the used fitting the permitted working pressure of a hose assembly may be less.

We reserve our rights for technical changes without notice. Subject to printing errors.

© Copyright by SPIR STAR® | Revision 02.11.2020

Hose Type 16/4PPA®

164PPA4017

ID16 - Series: B

Applications

Hydraulics: Hydraulic tools (instrumentation packages for gauges, control of service equipment, hydraulic jacks, hydraulic tools)

Oil and Gas: Methanol service (oil rigs, distribution panels, umbilicals), jumper/ subsea well control, chemical injection, nitrogen service, Gaseous media handling

Technical Information

Inner Core: Polyvinylidenfluoride (PVDF)

Pressure Support: 4 layers of high-tensile steel wire

Outer Cover: Polyamide (PA)

Color: Dark green

Temperature: -20°C to +80°C [-4°F to 176°F]

Ø ID	Ø OD	Working Pressure (SF 3,5:1)	Working Pressure (SF 4,0:1)	Burst Pressure	Bend Radius	Weight	Insert ID
16,0 mm	25,5 mm	790 bar	690 bar	2.760 bar	400 mm	1,082 kg/m	10,5 mm
0,63 inch	1,00 inch	11.450 psi	10.000 psi	40.000 psi	15,75 inch	0,725 lbs/ft	0,41 inch

Sleeve

Part no.	Thread	Material	Dimensions (mm) A	B	C	
Sleeve						
11640112	-	Steel	32,7	69	-	-
11640115	-	AISI 316	32,6	69	-	-

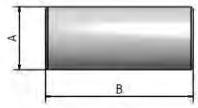

Insert

Part no.	Thread	Material	Nut	Dimensions (mm) A	B	C	
MP fitting							
41640305B	3/4"x16UNF LH	AISI 316	-	10,5	120	18	-
Male fitting							
31640401B	3/4"x14NPT	Steel	-	10,5	101	18	27
Female swivel with O-Ring							
21640101B	M30x2	Steel	51640201	10,5	98	-	41

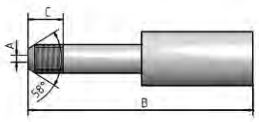

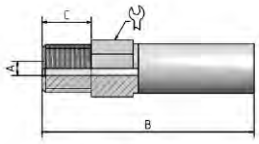

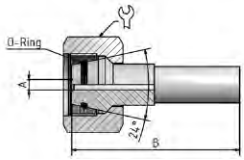

© Copyright by SPIR STAR® | Revision 30.10.2017

Insert

Part no.	Thread	Material	Nut	Dimensions (mm) A	B	C	
Type M female swivel							
21640605B	1 5/16"x12UN	AISI 316	52040645	10,5	99	-	46
JIC female swivel							
21640645B	1 1/16"x12UN	AISI 316	51640605	10,5	84	-	36

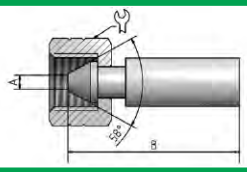

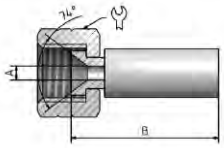

Swivel nut

Part no.	Thread	Material	Relief bores	Dimensions (mm) A	B	C	
Swivel nut							
51640605	1 1/16"x12UN	AISI 316	1 radial	20,1	29	23	36
52040645	1 5/16"x12UN	AISI 316	1 radial	25,5	31,5	11,5	46
51640201	M30x2	Steel	1 radial	20,5	28	15	41

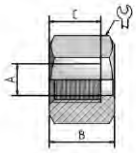

Production related variations of the burst pressure of up to 5 % are possible. Other colors upon request.

Maximum test pressure (1035 bar / 15000 psi).

The safety factors between the burst pressure and the working pressure as well as the test pressure depend on the operating conditions. For gaseous media the outer cover is to be pinpricked.

Regarding the safety factor for gaseous media please contact your local SPIR STAR® assembling center.

The indicated working pressure refers to the hose only. Depending on the used fitting the permitted working pressure of a hose assembly may be less.

We reserve our rights for technical changes without notice. Subject to printing errors.

© Copyright by SPIR STAR® | Revision 30.10.2017

Hose Type 20/4PPA®

204PPA4017

ID20 - Series: C

Applications

Hydraulics: Hydraulic tools (instrumentation packages for gauges, control of service equipment, hydraulic jacks, hydraulic tools)

Oil and Gas: Methanol service (oil rigs, distribution panels, umbilicals), jumper/ subsea well control, chemical injection, nitrogen service, Gaseous media handling

Technical Information

Inner Core: Polyvinylidenfluoride (PVDF)

Pressure Support: 4 layers of high-tensile steel wire

Outer Cover: Polyamide (PA)

Color: Dark green

Temperature: -20°C to +80°C [-4°F to 176°F]

Ø ID	Ø OD	Working Pressure (SF 3,6:1)	Working Pressure (SF 4,0:1)	Burst Pressure	Bend Radius	Weight	Insert ID
18,8 mm	28,8 mm	775 bar	690 bar	2.760 bar	500 mm	1,350 kg/m	13,0 mm
0,74 inch	1,13 inch	11.230 psi	10.000 psi	40.000 psi	19,69 inch	0,907 lbs/ft	0,51 inch

Sleeve

Part no.	Thread	Material	Dimensions (mm) A	B	C	
Sleeve						
12040131	-	Steel	36,9	72	-	-

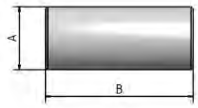

Insert

Part no.	Thread	Material	Nut	Dimensions (mm) A	B	C	
MP fitting							
42060304C	1"x14UNS LH	Stainless steel	-	13	158	30	-
Female swivel with O-Ring							
22060202C	M36x2	Steel	52040211	13	127	-	46
Type M female swivel							
22060644C	1 5/16"x12UN	Stainless steel	52040645	13	107	-	46

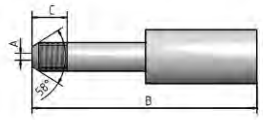

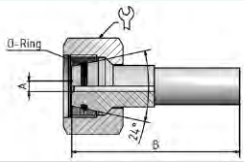

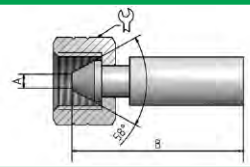

© Copyright by SPIR STAR® | Revision 30.10.2017

Part no.	Thread	Material	Relief bores	Dimensions (mm) A	B	C	
Swivel nut							
52040645	1 5/16"x12UN	AISI 316	1 radial	25,5	31,5	11,5	46
52040211	M36x2	Steel	1 radial	25,5	30	18	46

Swivel nut

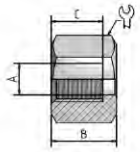

Production related variations of the burst pressure of up to 5 % are possible. Other colors upon request.

Maximum test pressure (1035 bar / 15000 psi).

The safety factors between the burst pressure and the working pressure as well as the test pressure depend on the operating conditions. For gaseous media the outer cover is to be pinpricked.

Regarding the safety factor for gaseous media please contact your local SPIR STAR® assembling center.

The indicated working pressure refers to the hose only. Depending on the used fitting the permitted working pressure of a hose assembly may be less.

We reserve our rights for technical changes without notice. Subject to printing errors.

© Copyright by SPIR STAR® | Revision 30.10.2017

Hose Type 20/6PPA®

206PPA4017

ID20 - Series: C

Applications

Hydraulics: Hydraulic tools (instrumentation packages for gauges, control of service equipment, hydraulic jacks, hydraulic tools)

Oil and Gas: Methanol service (oil rigs, distribution panels, umbilicals), jumper/ subsea well control, chemical injection, nitrogen service, Gaseous media handling

Technical Information

Inner Core: Polyvinylidenfluoride (PVDF)

Pressure Support: 6 layers of high-tensile steel wire

Outer Cover: Polyamide (PA)

Color: Dark green

Temperature: -20°C to +80°C [-4°F to 176°F]

Ø ID	Ø OD	Working Pressure (SF 3,3:1)	Working Pressure (SF 4,0:1)	Burst Pressure	Bend Radius	Weight	Insert ID
18,8 mm	32,8 mm	1.035 bar	860 bar	3.450 bar	600 mm	2,170 kg/m	13,0 mm
0,74 inch	1,29 inch	15.000 psi	12.500 psi	50.000 psi	23,62 inch	1,454 lbs/ft	0,51 inch

Sleeve

Part no.	Thread	Material	Dimensions (mm) A	B	C	
Sleeve						
12060111	-	Steel	42,9	72	-	-

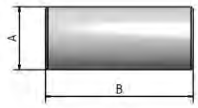

Insert

Part no.	Thread	Material	Nut	Dimensions (mm) A	B	C	
MP fitting							
42060304C	1"x14UNS LH	Stainless steel	-	13	158	30	-
Female swivel with O-Ring							
22060202C	M36x2	Steel	52040201	13	127	-	46
Type M female swivel							
22060644C	1 5/16"x12UN	Stainless steel	52040645	13	107	-	46

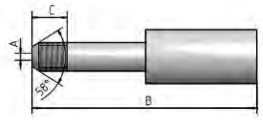

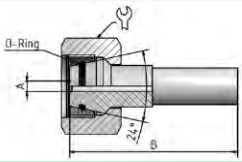

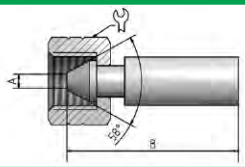

© Copyright by SPIR STAR® | Revision 30.10.2017

Swivel nut

Part no.	Thread	Material	Relief bores	Dimensions (mm) A	B	C	
Swivel nut							
52040645	1 5/16"x12UN	AISI 316	1 radial	25,5	31,5	11,5	46
52040201	M36x2	Steel	1 radial	25,5	38	22	46

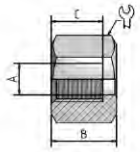

Production related variations of the burst pressure of up to 5 % are possible. Other colors upon request.

Maximum test pressure (1290 bar / 18705 psi).

The safety factors between the burst pressure and the working pressure as well as the test pressure depend on the operating conditions. For gaseous media the outer cover is to be pinpricked.

Regarding the safety factor for gaseous media please contact your local SPIR STAR® assembling center.

The indicated working pressure refers to the hose only. Depending on the used fitting the permitted working pressure of a hose assembly may be less.

We reserve our rights for technical changes without notice. Subject to printing errors.

© Copyright by SPIR STAR® | Revision 30.10.2017

Hose Type 25/4PPA®

254PPA4017

ID25 - Series: HB

Applications

Hydraulics: Hydraulic tools (instrumentation packages for gauges, control of service equipment, hydraulic jacks, hydraulic tools)

Oil and Gas: Methanol service (oil rigs, distribution panels, umbilicals), jumper/ subsea well control, chemical injection, nitrogen service, Gaseous media handling

Technical Information

Inner Core: Polyvinylidenfluoride (PVDF)

Pressure Support: 4 layers of high-tensile steel wire

Outer Cover: Polyamide (PA)

Color: Dark green

Temperature: -20°C to +80°C [-4°F to 176°F]

Ø ID	Ø OD	Working Pressure (SF 3,0:1)	Working Pressure (SF 4,0:1)	Burst Pressure	Bend Radius	Weight	Insert ID
24,8 mm	36,3 mm	690 bar	520 bar	2.070 bar	500 mm	1,820 kg/m	18,0 mm
0,98 inch	1,43 inch	10.000 psi	7.500 psi	30.000 psi	19,69 inch	1,223 lbs/ft	0,71 inch

Sleeve

Part no.	Thread	Material	Dimensions (mm) A	B	C		
Sleeve							
12540125	-	AISI 316	42,4	92	-	-	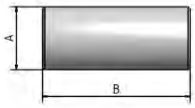

Insert

Part no.	Thread	Material	Nut	Dimensions (mm) A	B	C		
Male fitting								
32540405HB	1"x11 1/2NPTF	AISI 316	-	18	131	25	36	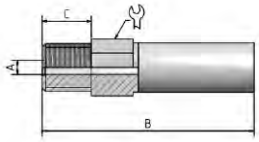
Female swivel with O-Ring								
22540205HB	M42x2	AISI 316	52521215, 525202010	18	122	-	50	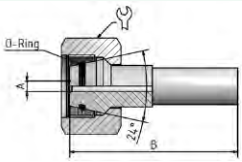

© Copyright by SPIR STAR® | Revision 07.04.2020

Part no.	Thread	Material	Relief bores	Dimensions (mm) A	B	C		Swivel nut
Swivel nut								
52521215	M42x2	AISI 316	2 axial	30,2	34	24	50	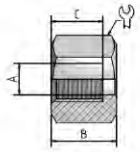

Production related variations of the burst pressure of up to 5 % are possible. Other colors upon request.

Maximum test pressure (1035 bar / 15000 psi).

The safety factors between the burst pressure and the working pressure as well as the test pressure depend on the operating conditions. For gaseous media the outer cover is to be pinpricked.

Regarding the safety factor for gaseous media please contact your local SPIR STAR® assembling center.

The indicated working pressure refers to the hose only. Depending on the used fitting the permitted working pressure of a hose assembly may be less.

We reserve our rights for technical changes without notice. Subject to printing errors.

© Copyright by SPIR STAR® | Revision 07.04.2020

Hose Type 5/4HT®

54HT458

High temperature

ID5 - Series: H

Applications

Oil and Gas: Methanol service (oil rigs, distribution panels, umbilicals), jumper/ subsea well control, chemical injection, control of subsea hydraulic components, nitrogen service, Gaseous media handling

Technical Information

Inner Core: Polyvinylidenfluoride (PVDF)

Pressure Support: 4 layers of high-tensile steel wire

Outer Cover: Polyvinylidenfluoride (PVDF)

Color: Light grey

Temperature: -20°C to +150°C [-4°F to 300°F]

Ø ID	Ø OD	Working Pressure (SF 3,2:1)	Working Pressure (SF 4,0:1)	Burst Pressure	Bend Radius	Weight	Insert ID
5,0 mm	11,2 mm	1.285 bar	1.035 bar	4.140 bar	250 mm	0,280 kg/m	2,5 mm
0,20 inch	0,44 inch	18.630 psi	15.000 psi	60.000 psi	9,84 inch	0,188 lbs/ft	0,10 inch

Sleeve

Part no.	Thread	Material	Dimensions (mm) A	B	C	
Sleeve						
10540145	-	AISI 316	15,4	56	-	-

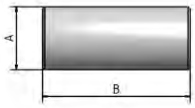

Insert

Part no.	Thread	Material	Nut	Dimensions (mm) A	B	C	
HP fitting							
40540205H	1/4"x28UNF LH	AISI 316	-	2,5	86	14	-
Universal female swivel 24°/60°							
20540315H	G1/4"	AISI 316	50540305	2,5	71	-	19
Type M female swivel							
20540665H	9/16"x18UNF	AISI 316	50540605	2,5	68	-	19

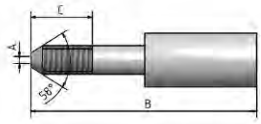

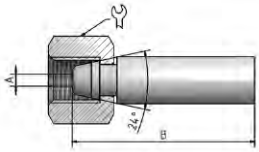

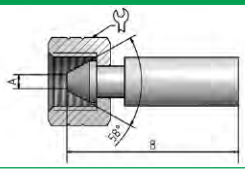

© Copyright by SPIR STAR® | Revision 30.10.2017

Hose Type 5/4HT®

54HT458

High temperature

ID5 - Series: H

Part no.	Thread	Material	Relief bores	Dimensions (mm) A	B	C	
Swivel nut							
50540605	9/16"x18UNF	AISI 316	1 radial	9,2	18	14	19
50540305	G1/4"	AISI 316	1 radial	9,2	16,5	8,5	19

Swivel nut

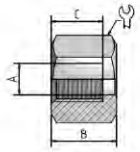

Important Information!

In case of accidental leakage when transferring hot medium through SPIR STAR hoses the potential for injury exists from escaping fluids at high temperature (up to 150 C or 300F) while under pressure. When used for this purpose SPIR STAR HT series hoses should only be used when there is appropriate protecting devices in place to rule out the possibility of injury. The protecting devices may be removed only (e.g. for repairs) after the hose assembly has been depressurized and cooled to ambient temperature.

Production related variations of the burst pressure of up to 5 % are possible. Other colors upon request.

Maximum test pressure (1560 bar / 22620 psi).

The safety factors between the burst pressure and the working pressure as well as the test pressure depend on the operating conditions. For gaseous media the outer cover is to be pinpricked.

Regarding the safety factor for gaseous media please contact your local SPIR STAR® assembling center.

The indicated working pressure refers to the hose only. Depending on the used fitting the permitted working pressure of a hose assembly may be less.

We reserve our rights for technical changes without notice. Subject to printing errors.

© Copyright by SPIR STAR® | Revision 30.10.2017

Hose Type 6/2WHT®

62WHT458

High Temperature

ID6 - Series: HB

Applications

Oil and Gas: Methanol service (oil rigs, distribution panels, umbilicals), jumper/ subsea well control, chemical injection, control of subsea hydraulic components, nitrogen service, Gaseous media handling

Technical Information

Inner Core: Polyvinylidenfluoride (PVDF)

Pressure Support: 2 open layers, 2 dense layers of high-tensile steel wire

Outer Cover: Polyvinylidenfluoride (PVDF)

Color: Light grey

Temperature: -20°C to +150°C [-4°F to 300°F]

Ø ID	Ø OD	Working Pressure (SF 3,0:1)	Working Pressure (SF 4,0:1)	Burst Pressure	Bend Radius	Weight	Insert ID
6,3 mm	12,2 mm	915 bar	690 bar	2.760 bar	150 mm	0,266 kg/m	3,5 mm
0,25 inch	0,48 inch	13.260 psi	10.000 psi	40.000 psi	5,91 inch	0,178 lbs/ft	0,14 inch

Sleeve

Part no.	Thread	Material	Dimensions (mm) A	B	C	
Sleeve						
10640115	-	AISI 316	17,3	64,4	-	-

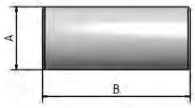

Insert

Part no.	Thread	Material	Nut	Dimensions (mm) A	B	C	
HP fitting							
40640205HB	3/8"x24UNF LH	AISI 316	-	3,5	98	20	-
MP fitting							
40640305HB	3/8"x24UNF LH	AISI 316	-	3,5	100	11	-
Anti vibration MP fitting							
40640315HB	3/8"x24UNF LH	AISI 316	-	3,5	112	11,1	-

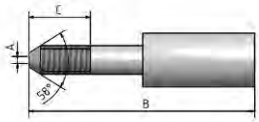

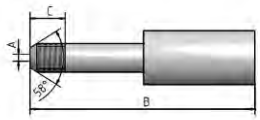

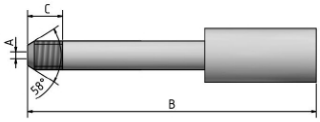

© Copyright by SPIR STAR® | Revision 11.11.2020

Hose Type 6/2WHT®

62WHT458

High Temperature

ID6 - Series: HB

Insert

Part no.	Thread	Material	Nut	Dimensions (mm) A	B	C	
Universal female swivel 24°/60° heavy							
20640315HB	M16x1,5	AISI 316	50620125	3,5	77	-	19
Type M female swivel							
20640645HB	9/16"x18UNF	AISI 316	S5063615	3,5	73	-	19
JIC female swivel							
20640655HB	9/16"x18UNF	AISI 316	S5063615	3,5	69	-	19

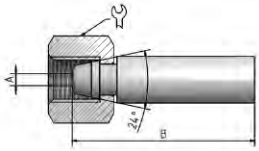

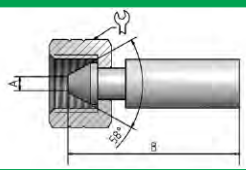

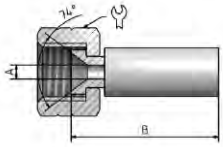

Swivel nut

Part no.	Thread	Material	Relief bores	Dimensions (mm) A	B	C	
Swivel nut							
S5063615	9/16"x18UNF	AISI 316	1 radial	9,5	18	14	19
50620125	M16x1,5	AISI 316	1 radial	9,5	17,5	10	19

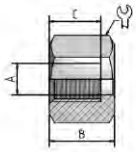

Important Information!

In case of accidental leakage when transferring hot medium through SPIR STAR hoses the potential for injury exists from escaping fluids at high temperature (up to 150 C or 300F) while under pressure. When used for this purpose SPIR STAR HT series hoses should only be used when there is appropriate protecting devices in place to rule out the possibility of injury. The protecting devices may be removed only (e.g. for repairs) after the hose assembly has been depressurized and cooled to ambient temperature.

Production related variations of the burst pressure of up to 5 % are possible. Other colors upon request.

Maximum test pressure (1380 bar / 20000 psi).

The safety factors between the burst pressure and the working pressure as well as the test pressure depend on the operating conditions. For gaseous media the outer cover is to be pinpricked.

Regarding the safety factor for gaseous media please contact your local SPIR STAR® assembling center.

The indicated working pressure refers to the hose only. Depending on the used fitting the permitted working pressure of a hose assembly may be less.

We reserve our rights for technical changes without notice. Subject to printing errors.

© Copyright by SPIR STAR® | Revision 11.11.2020

Hose Type 6/4HT®

64HT458

High Temperature

ID6 - Series: HB

Applications

Oil and Gas: Methanol service (oil rigs, distribution panels, umbilicals), jumper/ subsea well control, chemical injection, control of subsea hydraulic components, nitrogen service, Gaseous media handling

Technical Information

Inner Core: Polyvinylidenfluoride (PVDF)

Pressure Support: 4 layers of high-tensile steel wire

Outer Cover: Polyvinylidenfluoride (PVDF)

Color: Light grey

Temperature: -20°C to +150°C [-4°F to 300°F]

Ø ID	Ø OD	Working Pressure (SF 3,8:1)	Working Pressure (SF 4,0:1)	Burst Pressure	Bend Radius	Weight	Insert ID
6,3 mm	12,6 mm	1.085 bar	1.035 bar	4.140 bar	280 mm	0,320 kg/m	3,5 mm
0,25 inch	0,50 inch	15.730 psi	15.000 psi	60.000 psi	11,02 inch	0,214 lbs/ft	0,14 inch

Sleeve

Part no.	Thread	Material	Dimensions (mm) A	B	C	
Sleeve						
10640115	-	AISI 316	17,3	64,4	-	-

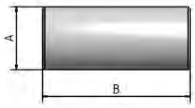

Insert

Part no.	Thread	Material	Nut	Dimensions (mm) A	B	C	
HP fitting							
40640205HB	3/8"x24UNF LH	AISI 316	-	3,5	98	20	-
MP fitting							
40640305HB	3/8"x24UNF LH	AISI 316	-	3,5	100	11	-
Anti vibration MP fitting							
40640315HB	3/8"x24UNF LH	AISI 316	-	3,5	112	11,1	-
Universal female swivel 24°/60° heavy							
20640315HB	M16x1,5	AISI 316	50620125	3,5	77	-	19

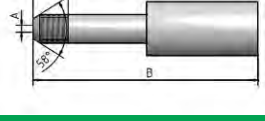

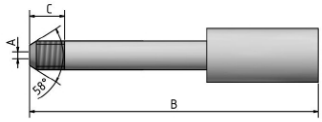

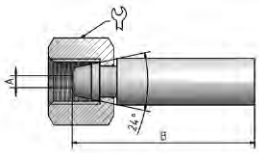

© Copyright by SPIR STAR® | Revision 15.05.2020

Hose Type 6/4HT®

64HT458

High Temperature

ID6 - Series: HB

Insert

Part no.	Thread	Material	Nut	Dimensions (mm) A	B	C	
Type M female swivel							
20640645HB	9/16"x18UNF	AISI 316	S5063615	3,5	73	-	19
JIC female swivel							
20640655HB	9/16"x18UNF	AISI 316	S5063615	3,5	69	-	19

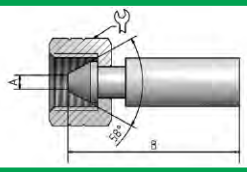

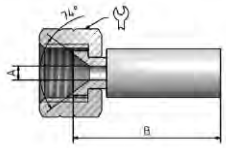

Swivel nut

Part no.	Thread	Material	Relief bores	Dimensions (mm) A	B	C	
Swivel nut							
S5063615	9/16"x18UNF	AISI 316	1 radial	9,5	18	14	19
50620125	M16x1,5	AISI 316	1 radial	9,5	17,5	10	19

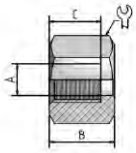

Important Information!

In case of accidental leakage when transferring hot medium through SPIR STAR hoses the potential for injury exists from escaping fluids at high temperature (up to 150 C or 300F) while under pressure. When used for this purpose SPIR STAR HT series hoses should only be used when there is appropriate protecting devices in place to rule out the possibility of injury. The protecting devices may be removed only (e.g. for repairs) after the hose assembly has been depressurized and cooled to ambient temperature.

Production related variations of the burst pressure of up to 5 % are possible. Other colors upon request.

Maximum test pressure (1630 bar / 23630 psi).

The safety factors between the burst pressure and the working pressure as well as the test pressure depend on the operating conditions. For gaseous media the outer cover is to be pinpricked.

Regarding the safety factor for gaseous media please contact your local SPIR STAR® assembling center.

The indicated working pressure refers to the hose only. Depending on the used fitting the permitted working pressure of a hose assembly may be less.

We reserve our rights for technical changes without notice. Subject to printing errors.

© Copyright by SPIR STAR® | Revision 15.05.2020

Hose Type 8/2WHT®

82WHT458

High Temperature

ID8 - Series: H

Applications

Oil and Gas: Methanol service (oil rigs, distribution panels, umbilicals), jumper/ subsea well control, chemical injection, control of subsea hydraulic components, nitrogen service, Gaseous media handling

Technical Information

Inner Core: Polyvinylidenfluoride (PVDF)

Pressure Support: 2 open layers, 2 dense layers of high-tensile steel wire

Outer Cover: Polyvinylidenfluoride (PVDF)

Color: Light grey

Temperature: -20°C to +150°C [-4°F to 300°F]

Ø ID	Ø OD	Working Pressure (SF 3,7:1)	Working Pressure (SF 4,0:1)	Burst Pressure	Bend Radius	Weight	Insert ID
8,0 mm	14,5 mm	745 bar	690 bar	2.760 bar	250 mm	0,400 kg/m	4,0 mm
0,31 inch	0,57 inch	10.800 psi	10.000 psi	40.000 psi	9,84 inch	0,268 lbs/ft	0,16 inch

Sleeve

Part no.	Thread	Material	Dimensions (mm) A	B	C	
Sleeve						
10830145	-	AISI 316	20,7	56,5	-	-

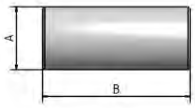

Insert

Part no.	Thread	Material	Nut	Dimensions (mm) A	B	C	
Type M female swivel							
20820665H	3/4"x16UNF	AISI 316	50840605	4	76	-	24
JIC female swivel							
20820615H	9/16"x18UNF	AISI 316	50820605	4	66	-	19
20820605H	3/4"x16UNF	AISI 316	50840605	4	72	-	24

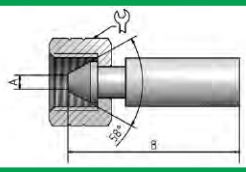

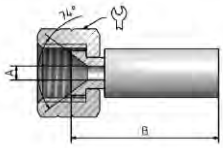

© Copyright by SPIR STAR® | Revision 30.10.2017

Hose Type 8/2WHT®

82WHT458

High Temperature

ID8 - Series: H

Part no.	Thread	Material	Relief bores	Dimensions (mm) A	B	C	
Swivel nut							
50820605	9/16"x18UNF	AISI 316	1 radial	10,6	18	14	19
50840605	3/4"x16UNF	AISI 316	1 radial	12,2	22,5	17,5	24

Swivel nut

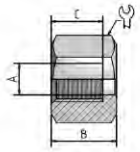

Important Information!

In case of accidental leakage when transferring hot medium through SPIR STAR hoses the potential for injury exists from escaping fluids at high temperature (up to 150 C or 300F) while under pressure. When used for this purpose SPIR STAR HT series hoses should only be used when there is appropriate protecting devices in place to rule out the possibility of injury. The protecting devices may be removed only (e.g. for repairs) after the hose assembly has been depressurized and cooled to ambient temperature.

Production related variations of the burst pressure of up to 5 % are possible. Other colors upon request.

Maximum test pressure (1120 bar / 16240 psi).

The safety factors between the burst pressure and the working pressure as well as the test pressure depend on the operating conditions. For gaseous media the outer cover is to be pinpricked.

Regarding the safety factor for gaseous media please contact your local SPIR STAR® assembling center.

The indicated working pressure refers to the hose only. Depending on the used fitting the permitted working pressure of a hose assembly may be less.

We reserve our rights for technical changes without notice. Subject to printing errors.

© Copyright by SPIR STAR® | Revision 30.10.2017

Hose Type 8/4HT®

84HT458

High Temperature

ID8 - Series: HB

Applications

Oil and Gas: Methanol service (oil rigs, distribution panels, umbilicals), jumper/ subsea well control, chemical injection, control of subsea hydraulic components, nitrogen service, Gaseous media handling

Technical Information

Inner Core: Polyvinylidenfluoride (PVDF)

Pressure Support: 4 layers of high-tensile steel wire

Outer Cover: Polyvinylidenfluoride (PVDF)

Color: Light grey

Temperature: -20°C to +150°C [-4°F to 300°F]

Ø ID	Ø OD	Working Pressure (SF 3,8:1)	Working Pressure (SF 4,0:1)	Burst Pressure	Bend Radius	Weight	Insert ID
8,0 mm	14,6 mm	1.085 bar	1.035 bar	4.140 bar	300 mm	0,413 kg/m	4,5 mm
0,31 inch	0,57 inch	15.730 psi	15.000 psi	60.000 psi	11,81 inch	0,277 lbs/ft	0,18 inch

Sleeve

Part no.	Thread	Material	Dimensions (mm) A	B	C	
Sleeve						
10840152	-	Steel	20,2	65	-	-
10840155	-	AISI 316	20,2	65	-	-

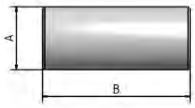

Insert

Part no.	Thread	Material	Nut	Dimensions (mm) A	B	C	
Universal female swivel 24°/60°							
20840311HB	G3/8"	Steel	50860301, 50840305	4,5	77	-	24
Type M female swivel							
20840645HB	3/4"x16UNF	AISI 316	50840605, 50840601	4,5	78	-	24
JIC female swivel							
20840605HB	3/4"x16UNF	AISI 316	50840605, 50840601	4,5	73	-	24

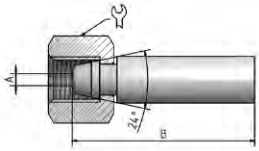

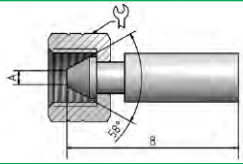

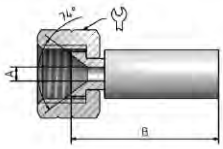

© Copyright by SPIR STAR® | Revision 30.10.2017

Hose Type 8/4HT®

84HT458

High Temperature

ID8 - Series: HB

Part no.	Thread	Material	Relief bores	Dimensions (mm) A	B	C	
Swivel nut							
50840601	3/4"x16UNF	Steel	1 radial	12,2	22,5	17,5	24
50840605	3/4"x16UNF	AISI 316	1 radial	12,2	22,5	17,5	24
50860301	G3/8"	Steel	1 radial	12,5	18,5	15,5	24
50840305	G3/8"	AISI 316	1 radial	12,2	18,5	13,5	24

Swivel nut

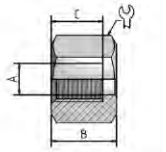

Important Information!

In case of accidental leakage when transferring hot medium through SPIR STAR hoses the potential for injury exists from escaping fluids at high temperature (up to 150 C or 300F) while under pressure. When used for this purpose SPIR STAR HT series hoses should only be used when there is appropriate protecting devices in place to rule out the possibility of injury. The protecting devices may be removed only (e.g. for repairs) after the hose assembly has been depressurized and cooled to ambient temperature.

Production related variations of the burst pressure of up to 5 % are possible. Other colors upon request.

Maximum test pressure (1630 bar / 23630 psi).

The safety factors between the burst pressure and the working pressure as well as the test pressure depend on the operating conditions. For gaseous media the outer cover is to be pinpricked.

Regarding the safety factor for gaseous media please contact your local SPIR STAR® assembling center.

The indicated working pressure refers to the hose only. Depending on the used fitting the permitted working pressure of a hose assembly may be less.

We reserve our rights for technical changes without notice. Subject to printing errors.

© Copyright by SPIR STAR® | Revision 30.10.2017

Hose Type 10/4HT®

104HT458

High temperature

ID10 - Series: H

Applications

Oil and Gas: Methanol service (oil rigs, distribution panels, umbilicals), jumper/ subsea well control, chemical injection, control of subsea hydraulic components, nitrogen service, Gaseous media handling

Technical Information

Inner Core: Polyvinylidenfluoride (PVDF)

Pressure Support: 4 layers of high-tensile steel wire

Outer Cover: Polyvinylidenfluoride (PVDF)

Color: Light grey

Temperature: -20°C to +150°C [-4°F to 300°F]

Ø ID	Ø OD	Working Pressure (SF 3,8:1)	Working Pressure (SF 4,0:1)	Burst Pressure	Bend Radius	Weight	Insert ID
9,9 mm	18,4 mm	1.085 bar	1.035 bar	4.140 bar	300 mm	0,695 kg/m	5,0 mm
0,39 inch	0,72 inch	15.730 psi	15.000 psi	60.000 psi	11,81 inch	0,466 lbs/ft	0,20 inch

Sleeve

Part no.	Thread	Material	Dimensions (mm) A	B	C	
Sleeve						
11040145	-	AISI 316	24,9	64	-	-

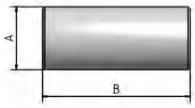

Insert

Part no.	Thread	Material	Nut	Dimensions (mm) A	B	C	
Female swivel with O-Ring							
21040115H	M22x1,5	AISI 316	51060205, 51060201	5	92	-	30
Type M female swivel							
21040645H	3/4"x16UNF	AISI 316	51320615	5	84	-	24
JIC female swivel							
21040605H	3/4"x16UNF	AISI 316	51320615	5	79	-	24
21040615H	9/16"x18UNF	AISI 316	51040615	5	77	-	19

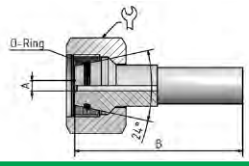

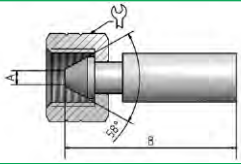

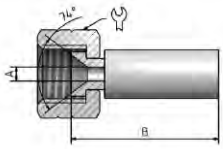

© Copyright by SPIR STAR® | Revision 30.10.2017

Hose Type 10/4HT®

104HT458

High temperature

ID10 - Series: H

Part no.	Thread	Material	Relief bores	Dimensions (mm) A	B	C	
Swivel nut							
51320615	3/4"x16UNF	AISI 316	1 radial	14,2	22,5	17,5	24
51040615	9/16"x18UNF	AISI 316	1 radial	11,2	18	14	19
51060201	M22x1,5	Steel	2 axial	14,2	23	14	30
51060205	M22x1,5	AISI 316	2 axial	14,2	25	14	30

Swivel nut

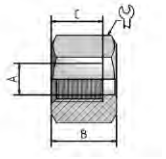

Important Information!

In case of accidental leakage when transferring hot medium through SPIR STAR hoses the potential for injury exists from escaping fluids at high temperature (up to 150 C or 300F) while under pressure. When used for this purpose SPIR STAR HT series hoses should only be used when there is appropriate protecting devices in place to rule out the possibility of injury. The protecting devices may be removed only (e.g. for repairs) after the hose assembly has been depressurized and cooled to ambient temperature.

Production related variations of the burst pressure of up to 5 % are possible. Other colors upon request.

Maximum test pressure (1630 bar / 23630 psi).

The safety factors between the burst pressure and the working pressure as well as the test pressure depend on the operating conditions. For gaseous media the outer cover is to be pinpricked.

Regarding the safety factor for gaseous media please contact your local SPIR STAR® assembling center.

The indicated working pressure refers to the hose only. Depending on the used fitting the permitted working pressure of a hose assembly may be less.

We reserve our rights for technical changes without notice. Subject to printing errors.

© Copyright by SPIR STAR® | Revision 30.10.2017

Hose Type 13/4HHT®

134HHT458

High Temperature

ID13 - Series: C

Applications

Oil and Gas: Methanol service (oil rigs, distribution panels, umbilicals), jumper/ subsea well control, chemical injection, control of subsea hydraulic components, nitrogen service, Gaseous media handling

Technical Information

Inner Core: Polyvinylidenfluoride (PVDF)

Pressure Support: 4 layers of high-tensile steel wire

Outer Cover: Polyvinylidenfluoride (PVDF)

Color: Light grey

Temperature: -20°C to +150°C [-4°F to 300°F]

Ø ID	Ø OD	Working Pressure (SF 3,3:1)	Working Pressure (SF 4,0:1)	Burst Pressure	Bend Radius	Weight	Insert ID
12,8 mm	22,0 mm	1.035 bar	860 bar	3.450 bar	300 mm	1,000 kg/m	7,5 mm
0,50 inch	0,87 inch	15.000 psi	12.500 psi	50.000 psi	11,81 inch	0,672 lbs/ft	0,30 inch

Sleeve

Part no.	Thread	Material	Dimensions (mm) A	B	C	
Sleeve						
11340232	-	Steel	29,2	65	-	-
11340105	-	AISI 316	29,2	63		

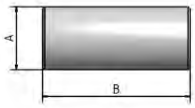

Insert

Part no.	Thread	Material	Nut	Dimensions (mm) A	B	C	
HP fitting							
41360214C	9/16"x18UNF LH	Stainless steel	-	7,5	118	24	-
MP fitting							
41360204C	3/4"x16UNF LH	Stainless steel	-	7,5	121	25	-
Female swivel with O-Ring							
21360244C	M24x1,5	Stainless steel	51320205, 51321206	7,5	89	-	32
Type M female swivel							
21360644C	1"x12UNF	Stainless steel	51360645, 51360641, 51360643	7,5	84	-	32

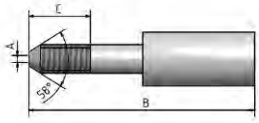

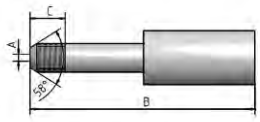

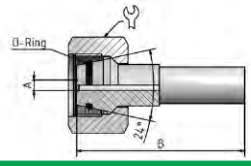

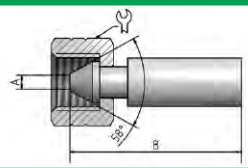

© Copyright by SPIR STAR® | Revision 02.11.2020

Hose Type 13/4HHT®

134HHT458

High Temperature

ID13 - Series: C

Part no.	Thread	Material	Relief bores	Dimensions (mm) A	B	C	
Swivel nut							
51360641	1"x12UNF	Steel	1 radial	16,8	28	22	32
51360645	1"x12UNF	AISI 316	1 radial	16,8	28	22	32
51321206	M24x1,5	Steel	2 axial	16,8	23	16	32
51320205	M24x1,5	AISI 316	1 radial	16,8	23	16	32

Swivel nut

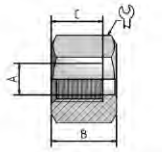

Important Information!

In case of accidental leakage when transferring hot medium through SPIR STAR hoses the potential for injury exists from escaping fluids at high temperature (up to 150 C or 300F) while under pressure. When used for this purpose SPIR STAR HT series hoses should only be used when there is appropriate protecting devices in place to rule out the possibility of injury. The protecting devices may be removed only (e.g. for repairs) after the hose assembly has been depressurized and cooled to ambient temperature.

Production related variations of the burst pressure of up to 5 % are possible. Other colors upon request.

Maximum test pressure (1290 bar / 18705 psi).

The safety factors between the burst pressure and the working pressure as well as the test pressure depend on the operating conditions. For gaseous media the outer cover is to be pinpricked.

Regarding the safety factor for gaseous media please contact your local SPIR STAR® assembling center.

The indicated working pressure refers to the hose only. Depending on the used fitting the permitted working pressure of a hose assembly may be less.

We reserve our rights for technical changes without notice. Subject to printing errors.

© Copyright by SPIR STAR® | Revision 02.11.2020

Hose Type 6mmHydrogen

640061

ID6 - Series: W

Applications

Oil and Gas: Connecting hose from dispenser to fuelling nozzle for gaseous compressed hydrogen

Technical Information

Inner Core: Polyoxymethylene (POM) with low permeation rate

Pressure Support: 4 layers of high-tensile steel wire

Outer Cover: Polyamide (PA)

Color: purple

Temperature: -40°C to +85°C [-40°F to 185°F]

Ø ID	Ø OD	Working Pressure --	Working Pressure (SF 4,0:1)	Burst Pressure	Bend Radius	Weight	Insert ID
6,3 mm	12,6 mm	--	962,5 bar	3.850 bar	180 mm	0,295 kg/m	4,5 mm
0,25 inch	0,50 inch	--	13.956 psi	55.825 psi	7,09 inch	0,198 lbs/ft	0,18 inch

Sleeve

Part no.	Thread	Material		Dimensions (mm) A	B	C	
Sleeve							
10640125	-	AISI 316	-	16,4	49	-	-

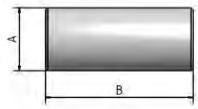

Insert

Part no.	Thread	Material	Nut	Dimensions (mm) A	B	C	
HP fitting							
40640207W	3/8"x24UNF LH	Stainless steel	-	4,5	89	19,1	-
MP fitting							
40640307W	3/8"x24UNF LH	Stainless steel	-	4,5	87	11,1	-
40640317W	9/16"x18UNF LH	Stainless steel	-	4,5	99	12,7	-
Type M female swivel							
20640607W	9/16"x18UNF	Stainless steel	50540605	4,5	62	-	19
JIC female swivel							
20640617W	9/16"x18UNF	Stainless steel	50540605	4,5	57	-	19

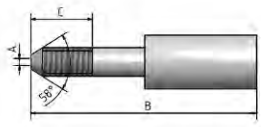

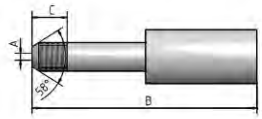

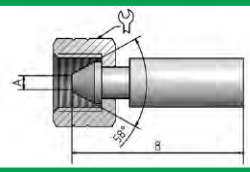

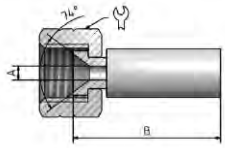

© Copyright by SPIR STAR® | Revision 10.11.2020

Hose Type 6mmHydrogen

640061

ID6 - Series: W

Insert

Part no.	Thread	Material	Nut	Dimensions (mm) A	B	C	
STAR-Crimp							
60640609W	7/16"x20UNF	Stainless steel	incl.	4,5	61	-	17

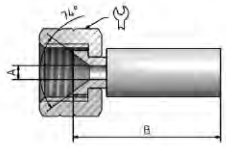

Swivel nut

Part no.	Thread	Material	Relief bores	Dimensions (mm) A	B	C	
Swivel nut							
50540605	9/16"x18UNF	AISI 316	1 radial	9,2	18	14	19

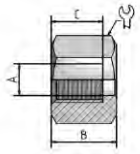

Bend restrictor

Part no.	Material	Crimp ring	Dimensions (mm) Ø	Length
PU bend restrictor				
1.9518306A	PU	1003035	34	250

Hose securing grip

Part no.	Mesh length (mm)	Overall length (mm)	Breaking strength (kN)	Suitable for SPIR STAR® hose outer diameter (mm)
Hose securing grip				
9056400-ES	600,00	800,00	10,20	10-15

Hose securing grip long version				
905640L-ES	600,00	990,00	10,20	10-15

Important Information!

This hose must not be used in vehicles.

The outer cover is non conductive. The electrical resistance from end fitting to end fitting is < 0,3 Ohm/m.

The outer cover of the hose has to be pin pricked.

The hose assembly has to be exchanged every 2 years in service or after a pull out event.

Each hose assembly will be tested with water and helium according ISO 19880-5 before shipping.

Production related variations of the burst pressure of up to 5 % are possible. Other colors upon request.

The safety factors between the burst pressure and the working pressure as well as the test pressure depend on the operating conditions. For gaseous media the outer cover is to be pinpricked.

Regarding the safety factor for gaseous media please contact your local SPIR STAR® assembling center.

The indicated working pressure refers to the hose only. Depending on the used fitting the permitted working pressure of a hose assembly may be less.

**) Blast-Pro® fittings may only be used for tube cleaning operations inside the tube. They have not been designed for the use outside of tubes.*

We reserve our rights for technical changes without notice. Subject to printing errors.

© Copyright by SPIR STAR® | Revision 10.11.2020

Hose Type 16mm Hydrogen

1640061

ID16 - Series: W

Applications

Oil and Gas: Transferhose for Hydrogen

Technical Information

Inner Core: Polyoxymethylene (POM) with low permeation

Pressure Support: 4 layers of high-tensile steel wire

Outer Cover: Polyamide (PA)

Color: purple

Temperature: -40°C to +65°C [-40°F to 150°F]

Ø ID	Ø OD	Working Pressure --	Working Pressure (SF 5,0:1)	Burst Pressure	Bend Radius	Weight	Insert ID
15,8 mm	25,7 mm	--	600 bar	3.000 bar	300 mm	1,150 kg/m	10,5 mm
0,62 inch	1,01 inch	--	8.700 psi	43.500 psi	11,81 inch	0,773 lbs/ft	0,41 inch

Sleeve

Part no.	Thread	Material	Dimensions (mm) A	B	C	
Sleeve						
11640125	-	AISI 316	31,8	79	-	-

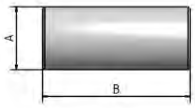

Insert

Part no.	Thread	Material	Nut	Dimensions (mm) A	B	C	
MP fitting							
41640307W	3/4"x16UNF LH	Stainless steel	-	10,5	124	15,9	-
Female swivel with O-Ring							
21640207W	M30x2	Stainless steel	51640205	10,5	101,5	-	36

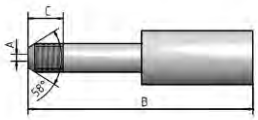

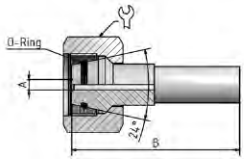

Swivel nut

Part no.	Thread	Material	Relief bores	Dimensions (mm) A	B	C	
Swivel nut							
51640205	M30x2	AISI 316	3 radial	20,5	28	18	36

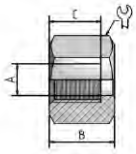

© Copyright by SPIR STAR® | Revision 07.12.2022

Bend restrictor

Part no.	Material	Crimp ring	Dimensions (mm) Ø	Length
PU bend restrictor				
1.953545	PU	1005054	54	350

Hose securing grip

Part no.	Mesh length (mm)	Overall length (mm)	Breaking strength (kN)	Suitable for SPIR STAR® hose outer diameter (mm)
Hose securing grip short version				
9136400-ES	600,00	800,00	24,30	25-30

Hose securing grip long version				
913640L-ES	600,00	1.070,00	24,30	25-30

Important Information!

This hose must not be used in vehicles.

The outer cover is non conductive. The electrical resistance from end fitting to end fitting is < 0,3 Ohm/m.

The outer cover of the hose has to be pin pricked.

The high-pressure hose assembly has to be secured at both ends by an appropriate retaining device (hose arrestor) against lashing or whipping around in case of a break or the hose fitting being pulled out.

The hose assembly has to be exchanged every 2 years in service or after a pull out event.

Production related variations of the burst pressure of up to 5 % are possible. Other colors upon request.

The safety factors between the burst pressure and the working pressure as well as the test pressure depend on the operating conditions. For gaseous media the outer cover is to be pinpricked.

Regarding the safety factor for gaseous media please contact your local SPIR STAR® assembling center.

The indicated working pressure refers to the hose only. Depending on the used fitting the permitted working pressure of a hose assembly may be less.

**) Blast-Pro® fittings may only be used for tube cleaning operations inside the tube. They have not been designed for the use outside of tubes.*

We reserve our rights for technical changes without notice. Subject to printing errors.

© Copyright by SPIR STAR® | Revision 07.12.2022

Hose Type 6/2KF

62KF9

ID6 - Series: F



Applications

Automotive: Hot glue dispensing, Petrochemicals, Plant engineering and construction, Foaming technology, Transfer hose

Technical Information

Inner Core: Polytetrafluorethylene (PTFE)

Pressure Support: 2 layers of high-tensile steel wire

Outer Cover: 1 braided layer of galvanized steel wire

Color: -

Temperature: -70°C to +200°C [-94°F to 392°F]

Ø ID	Ø OD	Working Pressure --	Working Pressure (SF 4,0:1)	Burst Pressure	Bend Radius	Weight	Insert ID
6,0 mm	11,0 mm	--	500 bar	2.000 bar	60 mm	0,262 kg/m	4,0 mm
0,24 inch	0,43 inch	--	7.250 psi	29.000 psi	2,36 inch	0,176 lbs/ft	0,16 inch

Sleeve

Part no.	Thread	Material	Dimensions (mm) A	B	C	
Sleeve						
10630101KF	-	Steel	13,7	28	-	-
10630103KF	-	Stainless steel	13,7	28	-	-

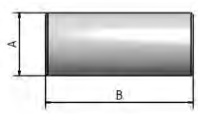

Insert

Part no.	Thread	Material	Nut	Dimensions (mm) A	B	C	
Universal female swivel 24°/60° with wrench flat							
60630201F	M18x1,5	Steel	incl.	4,5	43,5		22
60630301F	G1/4"	Steel	incl.	4,5	40,2		17

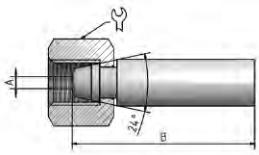

Important Information!

1. If used as a steam hose the max. working pressure is 203 psi (14bar) and the max. temperature is +482°F (+250°C).

2. The burst and working pressure applies to working temperatures from +20°C to +50°C.
   Temperature correction factors: (up to 20°C/1,0), (up to 100°C/0,95), (up to 150°C/0,90), (up to 200°C/0,83).

3. With dynamic stress, the bend radius should at least be doubled. The radius should be adjusted to the conditions.
   KF hoses are intended for being used as basic hoses for heating hose systems. They do not have an outer cover, and the wires are not protected against corrosion. It is not allowed to use these hoses in a "normal" hose assembly without taking the right steps to prevent the corrosion of the wires because there exists the risk of injury as well as the possibility of the failure of the hose assembly. KF hoses are available as a special execution with a plastic outer cover or wires made of stainless steel. For further information, please contact our SPIR STAR sales personnel.

Production related variations of the burst pressure of up to 5 % are possible.
The safety factors between the burst pressure and the working pressure as well as the test pressure depend on the operating conditions.
Regarding the safety factor for gaseous media please contact your local SPIR STAR® assembling center.
The indicated working pressure refers to the hose only. Depending on the used fitting the permitted working pressure of a hose assembly may be less.
We reserve our rights for technical changes without notice. Subject to printing errors.

© Copyright by SPIR STAR® | Revision 08.05.2023

Hose Type 8/2KF

82KF9

ID8 - Series: F

Applications

Automotive: Hot glue dispensing, Petrochemicals, Plant engineering and construction, Foaming technology, Transfer hose

Technical Information

Inner Core: Polytetrafluorethylene (PTFE)

Pressure Support: 2 layers of high-tensile steel wire

Outer Cover: 1 braided layer of galvanized steel wire

Color: -

Temperature: -70°C to +200°C [-94°F to 392°F]

Ø ID	Ø OD	Working Pressure --	Working Pressure (SF 4,0:1)	Burst Pressure	Bend Radius	Weight	Insert ID
7,8 mm	13,3 mm	--	475 bar	1.900 bar	85 mm	0,345 kg/m	6,0 mm
0,31 inch	0,52 inch	--	6.888 psi	27.550 psi	3,35 inch	0,231 lbs/ft	0,24 inch

Sleeve

Part no.	Thread	Material	Dimensions (mm) A	B	C	
Sleeve						
10830101KF	-	Steel	15,4	30	-	-
10830103KF	-	Stainless steel	15,4	30	-	-

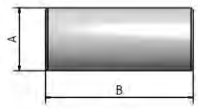

Insert

Part no.	Thread	Material	Nut	Dimensions (mm) A	B	C	
Universal female swivel 24°/60° with wrench flat							
60830201F	M20x1,5	Steel	incl.	6	46,8	-	24
60830301F	G3/8"	Steel	incl.	6	43,9	-	9

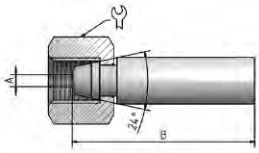

Important Information!

1. If used as a steam hose the max. working pressure is 203 psi (14bar) and the max. temperature is +482°F (+250°C).

2. The burst and working pressure applies to working temperatures from +20°C to +50°C.
   Temperature correction factors: (up to 20°C/1,0), (up to 100°C/0,95), (up to 150°C/0,90), (up to 200°C/0,83).

3. With dynamic stress, the bend radius should at least be doubled. The radius should be adjusted to the conditions.
   KF hoses are intended for being used as basic hoses for heating hose systems. They do not have an outer cover, and the wires are not protected against corrosion. It is not allowed to use these hoses in a "normal" hose assembly without taking the right steps to prevent the corrosion of the wires because there exists the risk of injury as well as the possibility of the failure of the hose assembly. KF hoses are available as a special execution with a plastic outer cover or wires made of stainless steel. For further information, please contact our SPIR STAR sales personnel.

Production related variations of the burst pressure of up to 5 % are possible.
The safety factors between the burst pressure and the working pressure as well as the test pressure depend on the operating conditions.
Regarding the safety factor for gaseous media please contact your local SPIR STAR® assembling center.
The indicated working pressure refers to the hose only. Depending on the used fitting the permitted working pressure of a hose assembly may be less.
We reserve our rights for technical changes without notice. Subject to printing errors.

© Copyright by SPIR STAR® | Revision 25.04.2023

Hose Type 10/2KF

102KF9

ID10 - Series: F

Applications

Automotive: Hot glue dispensing, Petrochemicals, Plant engineering and construction, Foaming technology, Transfer hose

Technical Information

Inner Core: Polytetrafluorethylene (PTFE)

Pressure Support: 2 layers of high-tensile steel wire

Outer Cover: 1 braided layer of galvanized steel wire

Color: -

Temperature: -70°C to +200°C [-94°F to 392°F]

Ø ID	Ø OD	Working Pressure --	Working Pressure (SF 4,0:1)	Burst Pressure	Bend Radius	Weight	Insert ID
9,8 mm	15,5 mm	--	475 bar	1.900 bar	110 mm	0,442 kg/m	7,5 mm
0,39 inch	0,61 inch	--	6.888 psi	27.550 psi	4,33 inch	0,296 lbs/ft	0,30 inch

Sleeve

Part no.	Thread	Material	Dimensions (mm) A	B	C	
Sleeve						
11030101KF	-	Steel	19,2	37	-	-
11030103KF	-	Stainless steel	19,2	37	-	-

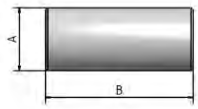

Insert

Part no.	Thread	Material	Nut	Dimensions (mm) A	B	C	
Universal female swivel 24°/60° with wrench flat							
61030301F	G1/2"	Steel	incl.	7,5	55,2	-	13
61030311F	G3/8"	Steel	incl.	7,5	51,1	-	11

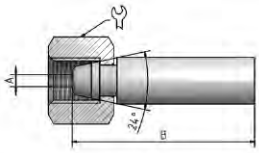

Important Information!

1. If used as a steam hose the max. working pressure is 203 psi (14bar) and the max. temperature is +482°F (+250°C).

2. The burst and working pressure applies to working temperatures from +20°C to +50°C.
   Temperature correction factors: (up to 20°C/1,0), (up to 100°C/0,95), (up to 150°C/0,90), (up to 200°C/0,83).

3. With dynamic stress, the bend radius should at least be doubled. The radius should be adjusted to the conditions.
   KF hoses are intended for being used as basic hoses for heating hose systems. They do not have an outer cover, and the wires are not protected against corrosion. It is not allowed to use these hoses in a "normal" hose assembly without taking the right steps to prevent the corrosion of the wires because there exists the risk of injury as well as the possibility of the failure of the hose assembly. KF hoses are available as a special execution with a plastic outer cover or wires made of stainless steel. For further information, please contact our SPIR STAR sales personnel.

Production related variations of the burst pressure of up to 5 % are possible.
The safety factors between the burst pressure and the working pressure as well as the test pressure depend on the operating conditions.
Regarding the safety factor for gaseous media please contact your local SPIR STAR® assembling center.
The indicated working pressure refers to the hose only. Depending on the used fitting the permitted working pressure of a hose assembly may be less.
We reserve our rights for technical changes without notice. Subject to printing errors.

© Copyright by SPIR STAR® | Revision 25.04.2023

Hose Type 13/2KF

132KF9

ID13 - Series: F

Applications

Automotive: Hot glue dispensing, Petrochemicals, Plant engineering and construction, Foaming technology, Transfer hose

Technical Information

Inner Core: Polytetrafluorethylene (PTFE)

Pressure Support: 2 layers of high-tensile steel wire

Outer Cover: 1 braided layer of galvanized steel wire

Color: -

Temperature: -70°C to +200°C [-94°F to 392°F]

Ø ID	Ø OD	Working Pressure --	Working Pressure (SF 4,0:1)	Burst Pressure	Bend Radius	Weight	Insert ID
12,2 mm	18,6 mm	--	450 bar	1.800 bar	150 mm	0,600 kg/m	10,0 mm
0,48 inch	0,73 inch	--	6.525 psi	26.100 psi	5,91 inch	0,402 lbs/ft	0,39 inch

Sleeve

Part no.	Thread	Material	Dimensions (mm) A	B	C	
Sleeve						
11330101KF	-	Steel	22	37	-	-
11330103KF	-	Stainless steel	22	37	-	-

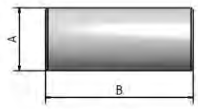

Insert

Part no.	Thread	Material	Nut	Dimensions (mm) A	B	C	
Universal female swivel 24°/60° with wrench flat							
61330201F	M24x1,5	Steel	incl.	10	56,2	-	30
61330205F	M24x1,5	AISI 316	incl.	10	56,2	-	30
61330301F	G1/2"	Steel	incl.	10	55,2	-	27

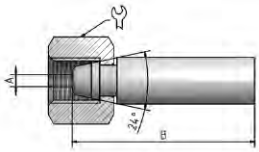

© Copyright by SPIR STAR® | Revision 25.04.2023

Part no.	Thread	Material	Nut	Dimensions (mm) A	B	C		Insert
Female swivel with O-Ring with wrench flat								
61330211F	M24x1,5	Steel	incl.	10	60,5	-	30	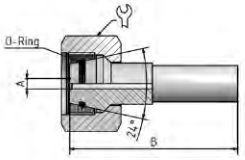

Important Information!

1. If used as a steam hose the max. working pressure is 203 psi (14bar) and the max. temperature is +482°F (+250°C).

2. The burst and working pressure applies to working temperatures from +20°C to +50°C.
   Temperature correction factors: (up to 20°C/1,0), (up to 100°C/0,95), (up to 150°C/0,90), (up to 200°C/0,83).

3. With dynamic stress, the bend radius should at least be doubled. The radius should be adjusted to the conditions.
   KF hoses are intended for being used as basic hoses for heating hose systems. They do not have an outer cover, and the wires are not protected against corrosion. It is not allowed to use these hoses in a "normal" hose assembly without taking the right steps to prevent the corrosion of the wires because there exists the risk of injury as well as the possibility of the failure of the hose assembly. KF hoses are available as a special execution with a plastic outer cover or wires made of stainless steel. For further information, please contact our SPIR STAR sales personnel.

Production related variations of the burst pressure of up to 5 % are possible.

The safety factors between the burst pressure and the working pressure as well as the test pressure depend on the operating conditions.

Regarding the safety factor for gaseous media please contact your local SPIR STAR® assembling center.

The indicated working pressure refers to the hose only. Depending on the used fitting the permitted working pressure of a hose assembly may be less.

We reserve our rights for technical changes without notice. Subject to printing errors.

© Copyright by SPIR STAR® | Revision 25.04.2023

Hose Type 16/2KF

162KF9

ID16 - Series: F



Applications

Automotive: Hot glue dispensing, Petrochemicals, Plant engineering and construction, Foaming technology, Transfer hose

Technical Information

Inner Core: Polytetrafluorethylene (PTFE)

Pressure Support: 2 layers of high-tensile steel wire

Outer Cover: 1 braided layer of galvanized steel wire

Color: -

Temperature: -70°C to +200°C [-94°F to 392°F]

Ø ID	Ø OD	Working Pressure --	Working Pressure (SF 4,0:1)	Burst Pressure	Bend Radius	Weight	Insert ID
15,1 mm	21,4 mm	--	400 bar	1.600 bar	175 mm	0,700 kg/m	12,5 mm
0,59 inch	0,84 inch	--	5.800 psi	23.200 psi	6,89 inch	0,469 lbs/ft	0,49 inch

Sleeve

Part no.	Thread	Material	Dimensions (mm) A	B	C	
Sleeve						
11630101KF	-	Steel	25,1	46	-	-
11630103KF	-	Stainless steel	25,1	46	-	-

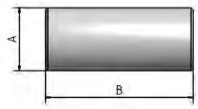

Insert

Part no.	Thread	Material	Nut	Dimensions (mm) A	B	C	
Universal female swivel 24°/60° with wrench flat							
61630201F	M30x2	Steel	incl.	12,5	66,5	-	36
61630205F	M30x2	AISI 316	incl.	12,5	66,5	-	36
61630301F	G3/4"	Steel	incl.	12,5	65,6	-	17

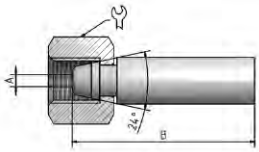

© Copyright by SPIR STAR® | Revision 25.04.2023

Part no.	Thread	Material	Nut	Dimensions (mm) A	B	C		Insert
Female swivel with O-Ring with wrench flat								
61630221F	M30x2	Steel	incl.	12,5	71	-	17	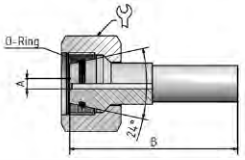

Important Information!

1. If used as a steam hose the max. working pressure is 203 psi (14bar) and the max. temperature is +482°F (+250°C).

2. The burst and working pressure applies to working temperatures from +20°C to +50°C.
   Temperature correction factors: (up to 20°C/1,0), (up to 100°C/0,95), (up to 150°C/0,90), (up to 200°C/0,83).

3. With dynamic stress, the bend radius should at least be doubled. The radius should be adjusted to the conditions.
   KF hoses are intended for being used as basic hoses for heating hose systems. They do not have an outer cover, and the wires are not protected against corrosion. It is not allowed to use these hoses in a "normal" hose assembly without taking the right steps to prevent the corrosion of the wires because there exists the risk of injury as well as the possibility of the failure of the hose assembly. KF hoses are available as a special execution with a plastic outer cover or wires made of stainless steel. For further information, please contact our SPIR STAR sales personnel.

Production related variations of the burst pressure of up to 5 % are possible.

The safety factors between the burst pressure and the working pressure as well as the test pressure depend on the operating conditions.

Regarding the safety factor for gaseous media please contact your local SPIR STAR® assembling center.

The indicated working pressure refers to the hose only. Depending on the used fitting the permitted working pressure of a hose assembly may be less.

We reserve our rights for technical changes without notice. Subject to printing errors.

© Copyright by SPIR STAR® | Revision 25.04.2023

Hose Type 20/2KF

202KF9

ID20 - Series: F



Applications

Automotive: Hot glue dispensing, Petrochemicals, Plant engineering and construction, Foaming technology, Transfer hose

Technical Information

Inner Core: Polytetrafluorethylene (PTFE)

Pressure Support: 2 layers of high-tensile steel wire

Outer Cover: 1 braided layer of galvanized steel wire

Color: -

Temperature: -70°C to +200°C [-94°F to 392°F]

Ø ID	Ø OD	Working Pressure --	Working Pressure (SF 4,0:1)	Burst Pressure	Bend Radius	Weight	Insert ID
20,2 mm	27,6 mm	--	300 bar	1.200 bar	200 mm	1,055 kg/m	15,0 mm
0,80 inch	1,09 inch	--	4.350 psi	17.400 psi	7,87 inch	0,707 lbs/ft	0,59 inch

Sleeve

Part no.	Thread	Material	Dimensions (mm) A	B	C	
Sleeve						
12030101KF	-	Steel	31,3	53	-	-
12030103KF	-	Stainless steel	31,3	53	-	-

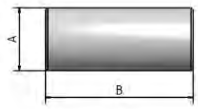

Insert

Part no.	Thread	Material	Nut	Dimensions (mm) A	B	C	
Universal female swivel 24°/60° with wrench flat							
62030201F	M36x2	Steel	incl.	15	76	-	21
62030301F	G1"	Steel	incl.	15	74,5	-	21

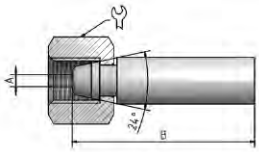

Important Information!

1. If used as a steam hose the max. working pressure is 203 psi (14bar) and the max. temperature is +482°F (+250°C).

2. The burst and working pressure applies to working temperatures from +20°C to +50°C.
   Temperature correction factors: (up to 20°C/1,0), (up to 100°C/0,95), (up to 150°C/0,90), (up to 200°C/0,83).

3. With dynamic stress, the bend radius should at least be doubled. The radius should be adjusted to the conditions.
   KF hoses are intended for being used as basic hoses for heating hose systems. They do not have an outer cover, and the wires are not protected against corrosion. It is not allowed to use these hoses in a "normal" hose assembly without taking the right steps to prevent the corrosion of the wires because there exists the risk of injury as well as the possibility of the failure of the hose assembly. KF hoses are available as a special execution with a plastic outer cover or wires made of stainless steel. For further information, please contact our SPIR STAR sales personnel.

Production related variations of the burst pressure of up to 5 % are possible.
The safety factors between the burst pressure and the working pressure as well as the test pressure depend on the operating conditions.
Regarding the safety factor for gaseous media please contact your local SPIR STAR® assembling center.
The indicated working pressure refers to the hose only. Depending on the used fitting the permitted working pressure of a hose assembly may be less.
We reserve our rights for technical changes without notice. Subject to printing errors.

© Copyright by SPIR STAR® | Revision 26.04.2023

Hose Type 25/2KF

252KF9

ID25 - Series: F



Applications

Automotive: Hot glue dispensing, Petrochemicals, Plant engineering and construction, Foaming technology, Transfer hose

Technical Information

Inner Core: Polytetrafluorethylene (PTFE)

Pressure Support: 2 layers of high-tensile steel wire

Outer Cover: 1 braided layer of galvanized steel wire

Color: -

Temperature: -70°C to +200°C [-94°F to 392°F]

Ø ID	Ø OD	Working Pressure --	Working Pressure (SF 4,0:1)	Burst Pressure	Bend Radius	Weight	Insert ID
24,2 mm	31,7 mm	--	275 bar	1.100 bar	240 mm	1,205 kg/m	19,0 mm
0,95 inch	1,25 inch	--	3.988 psi	15.950 psi	9,45 inch	0,807 lbs/ft	0,75 inch

Sleeve

Part no.	Thread	Material	Dimensions (mm) A	B	C	
Sleeve						
12530101KF	-	Steel	36,1	64	-	-
12530103KF	-	Stainless steel	36,1	64	-	-

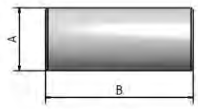

Insert

Part no.	Thread	Material	Nut	Dimensions (mm) A	B	C	
Universal female swivel 24°/60° with wrench flat							
62530201F	M42x2	Steel	incl.	19	89,5		25
62530205F	M42x2	AISI 316	incl.	19	89,5		25
62530301F	G1 1/4"	Steel	incl.	19	90,7		25

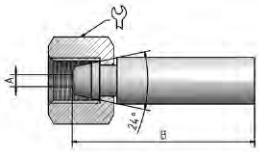

© Copyright by SPIR STAR® | Revision 26.04.2023

Part no.	Thread	Material	Nut	Dimensions (mm) A	B	C		Insert
Female swivel with O-Ring with wrench flat								
62530221F	M42x2	Steel	incl.	19	101,5		25	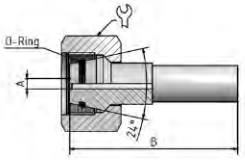

Important Information!

1. If used as a steam hose the max. working pressure is 203 psi (14bar) and the max. temperature is +482°F (+250°C).

2. The burst and working pressure applies to working temperatures from +20°C to +50°C.
   Temperature correction factors: (up to 20°C/1,0), (up to 100°C/0,95), (up to 150°C/0,90), (up to 200°C/0,83).

3. With dynamic stress, the bend radius should at least be doubled. The radius should be adjusted to the conditions.
   KF hoses are intended for being used as basic hoses for heating hose systems. They do not have an outer cover, and the wires are not protected against corrosion. It is not allowed to use these hoses in a "normal" hose assembly without taking the right steps to prevent the corrosion of the wires because there exists the risk of injury as well as the possibility of the failure of the hose assembly. KF hoses are available as a special execution with a plastic outer cover or wires made of stainless steel. For further information, please contact our SPIR STAR sales personnel.

Production related variations of the burst pressure of up to 5 % are possible.

The safety factors between the burst pressure and the working pressure as well as the test pressure depend on the operating conditions.

Regarding the safety factor for gaseous media please contact your local SPIR STAR® assembling center.

The indicated working pressure refers to the hose only. Depending on the used fitting the permitted working pressure of a hose assembly may be less.

We reserve our rights for technical changes without notice. Subject to printing errors.

© Copyright by SPIR STAR® | Revision 26.04.2023

Hose Type 32/2KF

322KF9

ID32 - Series: KF



Applications

Automotive: Hot glue dispensing, Petrochemicals, Plant engineering and construction, Foaming technology, Transfer hose

Technical Information

Inner Core: Polytetrafluorethylene (PTFE)

Pressure Support: 2 layers of high-tensile steel wire

Outer Cover: 1 braided layer of galvanized steel wire

Color: -

Temperature: -70°C to +200°C [-94°F to 392°F]

Ø ID	Ø OD	Working Pressure --	Working Pressure (SF 4,0:1)	Burst Pressure	Bend Radius	Weight	Insert ID
31,9 mm	39,3 mm	--	250 bar	1.000 bar	280 mm	1,560 kg/m	27,0 mm
0,95 inch	1,25 inch	--	3.625 psi	14.500 psi	11,02 inch	1,048 lbs/ft	1,06 inch

Sleeve

Part no.	Thread	Material	Dimensions (mm) A	B	C	
Sleeve						
13230301KF		Steel	46	64		

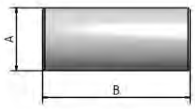

Insert

Part no.	Thread	Material	Nut	Dimensions (mm) A	B	C	
Female swivel 24° heavy							
63230201KF	M52x2	Steel	incl.	26	101,5	-	60
BSP female swivel 60°							
63230301KF	G1 1/4"	Steel	incl.	26	99,5	-	50

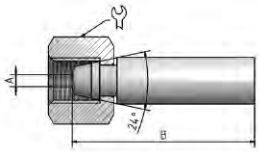

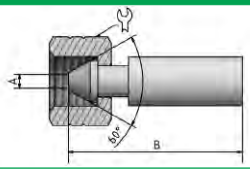

Important Information!

1. If used as a steam hose the max. working pressure is 203 psi (14bar) and the max. temperature is +482°F (+250°C).

2. The burst and working pressure applies to working temperatures from +20°C to +50°C.
   Temperature correction factors: (up to 20°C/1,0), (up to 100°C/0,95), (up to 150°C/0,90), (up to 200°C/0,83).

3. With dynamic stress, the bend radius should at least be doubled. The radius should be adjusted to the conditions.
   KF hoses are intended for being used as basic hoses for heating hose systems. They do not have an outer cover, and the wires are not protected against corrosion. It is not allowed to use these hoses in a "normal" hose assembly without taking the right steps to prevent the corrosion of the wires because there exists the risk of injury as well as the possibility of the failure of the hose assembly. KF hoses are available as a special execution with a plastic outer cover or wires made of stainless steel. For further information, please contact our SPIR STAR sales personnel.

Production related variations of the burst pressure of up to 5 % are possible.
The safety factors between the burst pressure and the working pressure as well as the test pressure depend on the operating conditions.
Regarding the safety factor for gaseous media please contact your local SPIR STAR® assembling center.
The indicated working pressure refers to the hose only. Depending on the used fitting the permitted working pressure of a hose assembly may be less.
We reserve our rights for technical changes without notice. Subject to printing errors.

© Copyright by SPIR STAR® | Revision 21.04.2022

SPIR STAR® High-Pressure Hose Assemblies
Instructions on Installing and Operating

Important Comment

Before installing and operating the product, these Installing and Operating Instructions have to be read carefully. Comments and remarks regarding dangers have to be observed in particular.

These Instructions are valid on condition that the proper product has been selected for the application. Selection and dimensioning of the product is not the subject of these Instructions. If these Instructions are not observed or if they are misinterpreted, SPIR STAR® AG will be exempt from any product liability and guarantee. This applies also if our product is taken apart or if it is modified.

These Instructions shall be kept in a safe place and – if our product is passed on, whether individually or as a part of a machine – shall be passed along in order to be at the disposal of the user.

Safety Information

- Only trained personnel may execute the installation of our product and set it into operation.
- Check the high-pressure hose assemblies for kinks, wear and tear, corrosion, cracks and other damages each time before using them.
- High-pressure hose assemblies showing kinks, cracks, corrosion, leaking fittings or damages of the outer cover reaching down to the reinforcing steel wires have to be exchanged.
- Use only high-pressure hose assemblies the allowable working pressure of which you know.
- Do not use leaking high-pressure hose assemblies.
- Use only clean, filtered media in order to extend the "life span" of the high-pressure hoses.
- If a malfunction is suspected, the product or the machine it was mounted to shall be put out of operation immediately and the high-pressure hose assembly exchanged.

Hazards

- Hazard by a bursting hose assembly.
  A hazard may originate from fragments flying around.
- Hazard by a leaking hose assembly.
  Leaking media, especially if emerging in a very thin jet, may cause severe cuts and even cut off limbs.
  Hot media may lead to scalding. Admixtures to the water may cause irritations and burns.
- Hazard by a hot medium inside the hose assembly.
  Touching the hot surface of the hose assembly may lead to severe burns.
- Hazard by the alteration of the length of the hose assembly.
  High-pressure hose assemblies shorten under pressure. This can make the operator lose his stability, and the hose assembly may lose its operational safety.
- Hazard by hose fittings and components joining hose assemblies.
  Hazards may originate from hose fittings and components joining hose assemblies if these become unfastened, break off or are pulled out as this may lead to an uncontrollable lashing movement of the hose assembly (whip effect).
- Hazard by hoses lying about.
  Hoses lying about create a potential stumbling hazard.

© Copyright by SPIR STAR® | Revision 05.11.2020

1. Marking

Hose type and batch number are printed on the hose at regular distances. The ferrules are marked with the max. allowable working pressure, the name of the manufacturer, the date of production (month of the year and year), the serial number and, upon the customer's request, identified with a customer's serial number.

2. Intended purpose

SPIR STAR® High-pressure hose is thought for applications with water using pressure sources with low pulsation rates (± 5%).

The following working temperatures are allowed:

Product series	Allowed working temperatures
In general	-30°C to +60°C
Series HT	-20°C to +150°C
Series PPA	-20°C to +80°C
Series F*)	-70°C to +200°C

*) The max. allowable working pressure of the product series „F" decreases by 5% in the temperature range between 24°C and 100°C, by 10% in the range between >100°C and 150°C, and by 20% in the range between >150°C and 200°C

If SPIR STAR® High-pressure hoses are to be used with aggressive media like alkaline solutions and acids for example, it is necessary to send a written inquiry on the resistance to SPIR STAR® AG before using them.

If SPIR STAR® High-pressure hoses are to be used with gaseous media, a safety factor of 1:6 between working pressure and burst pressure is to be observed. In this case the outer cover of the hose has to be pricked (perforated) every 10 mm with a suitable device or a spring-actuated prick punch.

The maximum working pressure given on the ferrules must not be exceeded under any circumstances. This applies also to pressure peaks.

© Copyright by SPIR STAR® | Revision 05.11.2020

3. Installing / Setting into operation

While tightening the nuts of the fittings, care must be taken that the fittings are not turned within the ferrules.

The nuts of the fittings must never be tightened while the high-pressure hose assembly is under pressure.

The hose assembly must be secured in an appropriate way if its weight might lead to excessive tensile strain, e.g. by hanging off high buildings.

The high-pressure hose assembly must not be secured at the ferrule by means of a vise or a heavy pipe wrench.

The high-pressure hose assembly should be secured at both ends by an appropriate retaining device (hose arrestor) against lashing about in the case of the hose fitting breaking or being pulled out.

Wrong	Right	Comment
		At installing, make sure that the required length exists to avoid "buckling" and tensioning of the hose during operation. The recommended minimum bend radius must not be exceeded. This can be achieved by using a bend restrictor. The bending of a hose may begin only after a length of ≥ 1.5 x d.
		Twisting the hose during installation and operation, e.g. by blocking a rotary joint or installing the hose under a torsional load, must be avoided by all means.
		Because of their outer cover hoses have a certain abrasion resistance, but a hose may not be pulled over sharp edges because this may cause considerable damage to the hose.
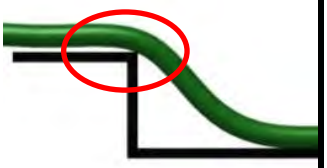		Hose assemblies must be protected against damage that may lead to abrasion and cracking and thus to an early failure of the hose.

© Copyright by SPIR STAR® | Revision 05.11.2020

Wrong	Right	Comment
		Hose assemblies must not be bent exceeding the permitted bend radius. The figures for the minimum bend radius given in our catalogue refer to the inflexible laying of hose assemblies. In such cases elbow pieces or bends should be used. The bend of the hose may only start after a length of ≥ 1.5 x d.
	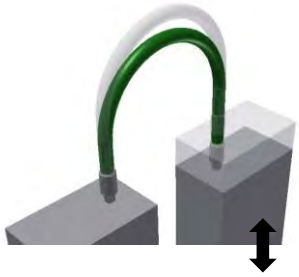	A twist of the hose assembly through movement should be avoided because of torsional loads acting on the valve or the tube cross section which might lead to failures.
		Hose assemblies must be protected against the effect of temperatures if these exceed the values given in the catalog. Particular attention should be paid to the laying of hose assemblies in the range of heat sources. Hose assemblies should be protected by protecting equipment such as protecting hose.
		The development of hose loops must be avoided and counteracted. Tensile forces by pulling at those loops are also to be avoided.
		Driving over unprotected hose assemblies with vehicles is not permitted. Ramps or similar are specifically to be used if driving over is necessary.

© Copyright by SPIR STAR® | Revision 05.11.2020

Wrong	Right	Comment
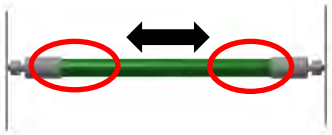		Hose assemblies must not be installed under tension or pressure in the axial direction. You need working space where a lengthening and shortening may occur during use. In such cases, elbow pieces or bends are to be used. The bend of the hose may start only after a length of ≥ 1.5 x d.

Based on these examples, it is not possible to display all kinds of faulty or correct installing. In particularly difficult installation conditions, please contact SPIR STAR® AG.
In exceptional cases of application, special tests may be needed before selecting the hose.

4. Packing and Storage

If stored properly (in a dry place, at 23°C, no direct solar radiation etc.), SPIR STAR® High-pressure hose and fittings can be stored indefinitely.

After a storage period of more than 12 months, ready made hose assemblies should be pressure tested at 1.5 times the working pressure but not more than 4.000 bar for 30 seconds in an appropriate pressure test stand before using them.

If storing the hose assembly at temperatures near the freezing point, it must be emptied completely (danger of frost).

5. Duration of Use

The duration of the use of SPIR STAR® High-pressure hose assemblies depends very much on the respective operating conditions.
For that reason it is not possible to make a general statement.

© Copyright by SPIR STAR® | Revision 05.11.2020

Care and Use of High-Pressure Hose

Following are SPIR STAR®'s lists of Do's & Don'ts for the proper and safe handling of high-pressure hose. The improper use of high-pressure hose can cause DEATH, personal injury or property damage. NEVER handle a leaking hose assembly. Treat any injury from high-pressure fluid seriously and seek immediate medical attention.

Do's:

- Treat high-pressure hose with extreme caution. SPIR STAR® hoses are wire reinforced hoses and should be treated with the same care as a high-pressure containment vessel.
- When using hoses for water jetting, read and understand Recommended practices for the Use of Manually Operated High-pressure Water jet Equipment (Water jet Technology Association [+1/314-241-1445, www.wjta.org])
- Always visually inspect for frayed, damaged or wear spots before using.
- Check the hose end connections and threads for wear, rust, cracks, mechanical abuse or other deterioration that could produce a dangerous projectile.
- Know the working pressures and burst pressures of all hoses before using them.
- Always use clean, filtered water to prolong hose life. Some plants' water sources are high in sulphur, which may attack stainless steel.
- Always clean, drain and coil hoses after use. Soap and water usually provide an excellent cleaning agent.
- Always wear protective gloves, eyewear and garments when handling high-pressure hose and water jet lances.

Don'ts:

- Never use a hose with cuts or wire showing through the outer cover.
- Never use a hose that has been kinked.
- Don't use a hose that has bubbles or blisters in the outer cover.
- Don't exceed the bend radius and pressure rating for each hose.
- Don't run over or crush the hose with heavy vehicles.
- Don't use a hose with corroded or leaking end connections. Take it out of service immediately.
- Don't use hoses that have been exposed to chemical attack or over temperature.
- Avoid using dirty water or water with sulphur compounds in it. Tests have documented that hoses fail more rapidly when using water sources from chemical plants and refineries.
- Don't bend the hose over scaffolding or pull heavy equipment with the hose.
- Don't let the hose support its own weight off towers or buildings.
- Don't apply torque to the hose assembly.
- Don't expect water jetting or hydraulic hose to last forever.

Be Safe – Replace!

Series Descriptions

HW-Series

Inner Liner	Outer Cover	Temperature	Safety Factor	Working Pressure	Inner Diameter	Application
POM	PA	-30°C bis +100°C -22°F bis +210°F	3,8:1	1.000 bar 14.500 psi	8 mm	Waterblast

The HW-Series comprises hose type for the waterblast industry. These hose types were especially developed for the hot water application up to 100°C.

HL-Series

Inner Liner	Outer Cover	Temperature	Safety Factor	Working Pressure	Inner Diameter	Application
PA	PUR	-30°C to +60°C -22°F to +140°F	2,5:1	700 to 1.200 bar 10.150 to 17.400 psi	5-6 mm 0,19-0,23 inch	Hydraulics
POM	PA	-30°C to +60°C -22°F to +140°F	2,5:1	1,500 bar 21.750 psi	5 mm 0,23 inch	Hydraulics

The hydraulic market requires especially suited and optimized hoses. The HL hoses were especially developed for applications with bolt tensioners and the torsion-free pulling of screw connections.

M-Series

Inner Liner	Outer Cover	Temperature	Safety Factor	Working Pressure	IDs	Application
BESNO P40 TLO	PA	-30°C to +60°C -22°F to +140°F	4:1	345 to 1.035 bar 5.000 to 15.000 psi	6-13 mm 0,23-0,51 inch	Oil & Gas

The M-Series comprises hose types with an inner core made of methanol-washed PA11 BESNO P40 TLO (Nylon 11), a material that has been tried and tested in the Offshore Industry for years. Because of the combination of the inner liner made of PA 11 and the PA outer cover the hoses of this series are very flexible and lightweight while showing a low permeation rate as required for methanol applications.

PPA®-Series

Inner Liner	Outer Cover	Temperature	Safety Factor	Working Pressure	IDs	Application
PVDF	PA	-20°C to +80°C -4°F to +176°F	4:1	520 to 1.035 bar 7.500 to 15.000 psi	5-25 mm 0,19-1 inch	Oil & Gas

The PPA-Series combines the advantages of the chemical-resisting PVDF as inner liner material and Polyamide, which has been tried and tested for years, as material of the outer cover. The hoses show a very low permeation rate with methanol applications. Furthermore, they feature a very high chemical resistance. For underwater applications in particular a very small volumetric expansion at maximum pressures is required additionally.
Upon request the hoses can be delivered in long lengths, e.g. *6/4PPA up to 4.500 mtrs, as needed for offshore hose bundles.*

HT®-Series

Inner Liner	Outer Cover	Temperature	Safety Factor	Working pressure	IDs	Application
PVDF	PVDF	-20°C to +150°C -4°F to +300°F	4:1	690 to 1.035 bar 10.000 to 15.000 psi	5-13 mm 0,19-0,51 inch	Oil & Gas

The HT Series was developed especially for the exacting demands of the HP/HT (high-pressure/high temperature) applications. PVDF is a material that is the world-wide standard in terms of heat and chemical resistance. Because of the unique combination of the materials the products are especially suited for Methanol Service Applications, for handling aggressive chemicals and for all applications that require an extremely low permeation rate. The Offshore Industry mainly requires high pressure hoses that feature a very small volumetric expansion at maximum pressures.

Upon request the hoses can be delivered in long lengths, e.g 6/4HT up to 4.500 mtrs, as needed for offshore hose bundles.

© Copyright by SPIR STAR® | Revision 12.11.2020

KF® Series

Core tube	Cover	Temperature range	Safety factor	Working pressure	IDs	Applications
PTFE	-	-70 °C to +200 °C [-94 °F to 392 °F]	4:1	250 to 500 bar 3,625 to 7,250 psi	6 - 32 mm 0.24 - 0.95 inch	Automotive

The KF Series can be used in hot-melt plants in car body and dashboard manufacture, in petrochemistry, plant construction, foaming and dispensing systems, as a transfer hose and in many other applications. Thanks to the outstanding qualities of the PTFE material used for the core tube, such as temperature resistance, chemical compatibility and anti-friction properties, this hose type can be used for a wide range of applications.
Upon request, the KF Series is also available with an FEP core tube and a cover. For hoses with a cover, the temperature has to be reduced in accordance with the cover material.

Hydrogen® Series

Core tube	Cover	Temperature range	Safety factor	Working pressure	IDs	Applications
POM	PA	-40 °C to +85 °C [-94 °F to 185 °F]	4:1	962.5 bar	6	Hydrogen

The Hydrogen Series is suitable for use with pre-cooled hydrogen. The hydrogen hose made by SPIR STAR AG is mainly used as a refueling hose installed between the pump and nozzle at hydrogen refueling stations equipped with H35 and H70 refueling technology. The Hydrogen Series features low permeation and is gasproof. To meet even the highest requirements, the hydrogen hose is also certified to ISO 19880-5.

© Copyright by SPIR STAR® | Revision 12.11.2020

Pressure Range								
ID	*Hose Type*		*WP*	*Hose Type*		*WP*	*Hose Type*		*WP*
Waterblast									
heat exchanger tube cleaning									
0 to 500 bar WP									
ID 25	**25/2**	440 bar	6.380 psi						
501 to 1040 bar WP									
ID 3	**3/2**	1.000 bar	14.500 psi						
ID 5	**5/2**	1.040 bar	15.080 psi	**5/2OK**	1.040 bar	15.080 psi			
ID 6	**6/2**	1.000 bar	14.500 psi	**6/2OK**	1.000 bar	14.500 psi	**6/3**	1.040 bar	15.080 psi
ID 8	**8/2**	900 bar	13.050 psi	**8/2-1000**	1.000 bar	14.500 psi	**8/2WR**	1.040 bar	15.080 psi
	8/4HW-1000	1.000 bar	14.500 psi						
ID 10	**10/2**	690 bar	10.005 psi						
ID 13	**13/2**	690 bar	10.005 psi	**13/2WR**	1.040 bar	15.080 psi			
ID 16	**16/4**	1.040 bar	15.080 psi						
ID 20	**20/2**	520 bar	7.540 psi	**20/4**	1.040 bar	15.080 psi			
ID 25	**25/4**	900 bar	13.050 psi						
1041 to 1500 bar WP									
ID 3	**3/2-1100**	1.100 bar	15.950 psi						
ID 4	**4/2**	1.200 bar	17.400 psi	**4/2H-1400**	1.400 bar	20.300 psi			
ID 5	**5/2H-1400**	1.400 bar	20.300 psi	**5/3**	1.120 bar	16.240 psi			
ID 6	**6/2-1100**	1.100 bar	15.950 psi	**6/2W**	1.280 bar	18.560 psi	**6/4**	1.500 bar	21.750 psi
ID 8	**8/4**	1.500 bar	21.750 psi						
ID 10	**10/4**	1.500 bar	21.750 psi						
ID 13	**13/4**	1.300 bar	18.850 psi	**13/4H**	1.400 bar	20.300 psi			
ID 25	**25/6**	1.400 bar	20.300 psi						
1501 to 2000 bar WP									
ID 3	**3/4**	2.000 bar	29.000 psi						
ID 5	**5/4**	1.800 bar	26.100 psi						
ID 6	**6/4-1650**	1.650 bar	23.925 psi						
ID 13	**13/6**	1.800 bar	26.100 psi	**13/6H**	2.000 bar	29.000 psi			
2001 to 2500 bar WP									
ID 3	**3/4-2100**	2.100 bar	30.450 psi						
ID 4	**4/4**	2.200 bar	31.900 psi						
ID 5	**5/6**	2.500 bar	36.250 psi						
ID 8	**8/6**	2.100 bar	30.450 psi	**8/6H**	2.500 bar	36.250 psi	**8/6HDC1**	2.500 bar	36.250 psi
2500 to 4000 bar WP									
ID 3	**3/6**	2.800 bar	40.600 psi						
ID 4	**4/4UHP-X-3035**	3.035 bar	44.000 psi	**4/6**	2.800 bar	40.600 psi			

© Copyright by SPIR STAR® | Révision: 09.11.2020

Pressure Range									
ID	*Hose Type*		*WP*	*Hose Type*		*WP*	*Hose Type*		*WP*

Waterblast

heat exchanger tube cleaning

ID 5	**5/6H**	2.800 bar	40.600 psi	**5/6HDC1**	2.800 bar	40.600 psi	**5/6UHP-X-3035**	3.035 bar	44.000 psi
ID 6	**6/6H**	2.800 bar	40.600 psi						
ID 8	**8/6UHP**	2.800 bar	40.600 psi	**8/6UHP-X**	3.035 bar	44.000 psi			
ID 10	**10mmUHP-X-3035**	3.035 bar	44.000 psi						
ID 13	**13mmUHP**	2.800 bar	40.600 psi						

© Copyright by SPIR STAR® | Révision: 09.11.2020

Pressure Range								
ID	*Hose Type*		*WP*	*Hose Type*		*WP*	*Hose Type*		*WP*

Waterblast

surface preparation (concrete removal, surface cleaning of buildings, paint removal)

0 to 500 bar WP									
ID 25	**25/2**	440 bar	6.380 psi						
501 to 1040 bar WP									
ID 8	**8/2**	900 bar	13.050 psi	**8/2-1000**	1.000 bar	14.500 psi	**8/2W**	1.040 bar	15.080 psi
	8/2WR	1.040 bar	15.080 psi	**8/4HW-1000**	1.000 bar	14.500 psi			
ID 13	**13/2**	690 bar	10.005 psi	**13/2WR**	1.040 bar	15.080 psi			
ID 16	**16/4**	1.040 bar	15.080 psi						
ID 20	**20/2**	520 bar	7.540 psi	**20/4**	1.040 bar	15.080 psi			
ID 25	**25/4**	900 bar	13.050 psi						
1041 to 1500 bar WP									
ID 8	**8/4**	1.500 bar	21.750 psi						
ID 10	**10/4**	1.500 bar	21.750 psi						
ID 13	**13/4**	1.300 bar	18.850 psi	**13/4H**	1.400 bar	20.300 psi			
ID 20	**20/6**	1.400 bar	20.300 psi						
ID 25	**25/6**	1.400 bar	20.300 psi						
1501 to 2000 bar WP									
ID 10	**10/6**	1.920 bar	27.840 psi						
ID 13	**13/6**	1.800 bar	26.100 psi	**13/6H**	2.000 bar	29.000 psi			
ID 16	**16/6**	1.520 bar	22.040 psi	**16mmUHP**	2.000 bar	29.000 psi			
ID 20	**20/6-1600**	1.600 bar	23.200 psi						
2001 to 2500 bar WP									
ID 5	**5/6**	2.500 bar	36.250 psi						
ID 8	**8/6**	2.100 bar	30.450 psi	**8/6H**	2.500 bar	36.250 psi	**8/6HDC1**	2.500 bar	36.250 psi
2500 to 4000 bar WP									
ID 4	**4/6**	2.800 bar	40.600 psi	**4/8**	3.200 bar	46.400 psi			
ID 5	**5/6H**	2.800 bar	40.600 psi	**5/6HDC1**	2.800 bar	40.600 psi	**5/6UHP-X-3035**	3.035 bar	44.000 psi
	5mmUHP	3.200 bar	46.400 psi	**5mmUHP-X**	4.000 bar	58.000 psi			
ID 6	**6/6H**	2.800 bar	40.600 psi	**6mmUHP**	3.200 bar	46.400 psi			
ID 8	**8/6UHP**	2.800 bar	40.600 psi	**8/6UHP-X**	3.035 bar	44.000 psi	**8mmUHP**	3.200 bar	46.400 psi
ID 10	**10mmUHP-X-3035**	3.035 bar	44.000 psi						
ID 13	**13mmUHP**	2.800 bar	40.600 psi						

© Copyright by SPIR STAR® | Révision: 09.11.2020

Pressure Range									
ID	*Hose Type*		*WP*	*Hose Type*		*WP*	*Hose Type*		*WP*
Waterblast									
tank and vessel cleaning									
501 to 1040 bar WP									
ID 8	**8/4HW-1000**	1.000 bar	14.500 psi						
ID 16	**16/4**	1.040 bar	15.080 psi						
ID 20	**20/2**	520 bar	7.540 psi	**20/4**	1.040 bar	15.080 psi			
ID 25	**25/4**	900 bar	13.050 psi						
1041 to 1500 bar WP									
ID 8	**8/4**	1.500 bar	21.750 psi						
ID 10	**10/4**	1.500 bar	21.750 psi						
ID 13	**13/4**	1.300 bar	18.850 psi	**13/4H**	1.400 bar	20.300 psi			
ID 20	**20/6**	1.400 bar	20.300 psi						
ID 25	**25/6**	1.400 bar	20.300 psi						
1501 to 2000 bar WP									
ID 10	**10/6**	1.920 bar	27.840 psi						
ID 13	**13/6**	1.800 bar	26.100 psi	**13/6H**	2.000 bar	29.000 psi			
ID 16	**16/6**	1.520 bar	22.040 psi	**16mmUHP**	2.000 bar	29.000 psi			
ID 20	**20/6-1600**	1.600 bar	23.200 psi						
2001 to 2500 bar WP									
ID 5	**5/6**	2.500 bar	36.250 psi						
ID 8	**8/6**	2.100 bar	30.450 psi	**8/6H**	2.500 bar	36.250 psi	**8/6HDC1**	2.500 bar	36.250 psi
2500 to 4000 bar WP									
ID 5	**5/6H**	2.800 bar	40.600 psi	**5/6HDC1**	2.800 bar	40.600 psi	**5/6UHP-X-3035**	3.035 bar	44.000 psi
	5mmUHP	3.200 bar	46.400 psi	**5mmUHP-X**	4.000 bar	58.000 psi			
ID 6	**6/6H**	2.800 bar	40.600 psi	**6mmUHP**	3.200 bar	46.400 psi			
ID 8	**8/6UHP**	2.800 bar	40.600 psi	**8/6UHP-X**	3.035 bar	44.000 psi	**8mmUHP**	3.200 bar	46.400 psi
ID 10	**10mmUHP-X-3035**	3.035 bar	44.000 psi						
ID 13	**13mmUHP**	2.800 bar	40.600 psi						

© Copyright by SPIR STAR® | Révision: 09.11.2020

Pressure Range								
ID	*Hose Type*		*WP*	*Hose Type*		*WP*	*Hose Type*	*WP*

Waterblast

ultra high-pressure waterjet cutting and hydro demolition (cutting and demolition of armoured concrete, pipelines, paper or steel)

501 to 1040 bar WP								
ID 20	**20/4**	1.040 bar	15.080 psi					
ID 25	**25/4**	900 bar	13.050 psi					
1041 to 1500 bar WP								
ID 10	**10/4**	1.500 bar	21.750 psi					
ID 13	**13/4**	1.300 bar	18.850 psi	**13/4H**	1.400 bar	20.300 psi		
ID 20	**20/6**	1.400 bar	20.300 psi					
ID 25	**25/6**	1.400 bar	20.300 psi					
1501 to 2000 bar WP								
ID 3	**3/4**	2.000 bar	29.000 psi					
ID 10	**10/6**	1.920 bar	27.840 psi					
ID 13	**13/6**	1.800 bar	26.100 psi	**13/6H**	2.000 bar	29.000 psi		
ID 16	**16mmUHP**	2.000 bar	29.000 psi					
ID 20	**20/6-1600**	1.600 bar	23.200 psi					
2001 to 2500 bar WP								
ID 3	**3/4-2100**	2.100 bar	30.450 psi					
ID 5	**5/6**	2.500 bar	36.250 psi					
ID 8	**8/6**	2.100 bar	30.450 psi	**8/6H**	2.500 bar	36.250 psi	**8/6HDC1**	2.500 bar 36.250 psi
2500 to 4000 bar WP								
ID 3	**3/6**	2.800 bar	40.600 psi					
ID 4	**4/6**	2.800 bar	40.600 psi	**4/8**	3.200 bar	46.400 psi		
ID 5	**5/6H**	2.800 bar	40.600 psi	**5/6HDC1**	2.800 bar	40.600 psi	**5/6UHP-X-3035**	3.035 bar 44.000 psi
	5mmUHP	3.200 bar	46.400 psi	**5mmUHP-X**	4.000 bar	58.000 psi		
ID 6	**6/6H**	2.800 bar	40.600 psi					
ID 8	**8/6UHP**	2.800 bar	40.600 psi	**8/6UHP-X**	3.035 bar	44.000 psi	**8mmUHP**	3.200 bar 46.400 psi
ID 10	**10mmUHP-X-3035**	3.035 bar	44.000 psi					
ID 13	**13mmUHP**	2.800 bar	40.600 psi					

Hydraulic

torque wrenching

501 to 1040 bar WP								
ID 6	**VIPER**	700 bar	10.150 psi	**VIPER Twin**	700 bar	10.150 psi		
1041 to 1500 bar WP								
ID 6	**6/2WL Twin**	1.200 bar	17.400 psi	**MAMBA Twin**	1.200 bar	17.400 psi		

© Copyright by SPIR STAR® | Révision: 09.11.2020

Pressure Range											
ID	*Hose Type*		*WP*	*Hose Type*		*WP*	*Hose Type*		*WP*		

Hydraulic

bolt tensioning

1041 to 1500 bar WP										
ID 6	**6/4**	1.500 bar	21.750 psi							
1501 to 2000 bar WP										
ID 5	**5/4**	1.800 bar	26.100 psi	**COBRA**	1.800 bar	26.100 psi				
ID 6	**6/4-1650**	1.650 bar	23.925 psi							
2001 to 2500 bar WP										
ID 5	**5/6**	2.500 bar	36.250 psi							
2500 to 4000 bar WP										
ID 4	**4/6**	2.800 bar	40.600 psi							
ID 5	**5/6H**	2.800 bar	40.600 psi	**5/6HDC1**	2.800 bar	40.600 psi	**5/6UHP-X-3035**	3.035 bar	44.000 psi	

© Copyright by SPIR STAR® | Révision: 09.11.2020

Pressure Range								
ID	*Hose Type*		*WP*	*Hose Type*		*WP*	*Hose Type*	*WP*

Hydraulic

pressure test equipment (valves, tooling and control panels)

0 to 500 bar WP								
ID 25	**25/2**	440 bar	6.380 psi					
501 to 1040 bar WP								
ID 3	**3/2**	1.000 bar	14.500 psi					
ID 5	**5/2**	1.040 bar	15.080 psi	**5/2OK**	1.040 bar	15.080 psi		
ID 6	**6/2**	1.000 bar	14.500 psi	**6/2OK**	1.000 bar	14.500 psi	**6/3**	1.040 bar 15.080 psi
ID 8	**8/2**	900 bar	13.050 psi	**8/2-1000**	1.000 bar	14.500 psi	**8/2W**	1.040 bar 15.080 psi
	8/2WL	1.000 bar	14.500 psi	**8/2WR**	1.040 bar	15.080 psi		
ID 10	**10/2**	690 bar	10.005 psi					
ID 13	**13/2**	690 bar	10.005 psi	**13/2W**	1.040 bar	15.080 psi	**13/2WR**	1.040 bar 15.080 psi
ID 16	**16/4**	1.040 bar	15.080 psi					
ID 20	**20/2**	520 bar	7.540 psi	**20/2W**	760 bar	11.020 psi	**20/4**	1.040 bar 15.080 psi
ID 25	**25/2W**	640 bar	9.280 psi	**25/4**	900 bar	13.050 psi		
1041 to 1500 bar WP								
ID 3	**3/2-1100**	1.100 bar	15.950 psi					
ID 4	**4/2**	1.200 bar	17.400 psi	**4/2H-1400**	1.400 bar	20.300 psi	**4/2K**	1.200 bar 17.400 psi
	4/2W	1.400 bar	20.300 psi					
ID 5	**5/2H-1400**	1.400 bar	20.300 psi	**5/3**	1.120 bar	16.240 psi		
ID 6	**6/2-1100**	1.100 bar	15.950 psi	**6/2W**	1.280 bar	18.560 psi	**6/2WL**	1.200 bar 17.400 psi
	6/4	1.500 bar	21.750 psi	**MAMBA**	1.200 bar	17.400 psi		
ID 8	**8/4**	1.500 bar	21.750 psi					
ID 10	**10/2W**	1.100 bar	15.950 psi	**10/4**	1.500 bar	21.750 psi		
ID 13	**13/4**	1.300 bar	18.850 psi	**13/4H**	1.400 bar	20.300 psi		
ID 20	**20/6**	1.400 bar	20.300 psi					
ID 25	**25/6**	1.400 bar	20.300 psi					
1501 to 2000 bar WP								
ID 3	**3/4**	2.000 bar	29.000 psi					
ID 5	**5/4**	1.800 bar	26.100 psi	**COBRA**	1.800 bar	26.100 psi		
ID 6	**6/4-1650**	1.650 bar	23.925 psi					
ID 10	**10/6**	1.920 bar	27.840 psi					
ID 13	**13/6**	1.800 bar	26.100 psi	**13/6H**	2.000 bar	29.000 psi		
ID 16	**16/6**	1.520 bar	22.040 psi	**16mmUHP**	2.000 bar	29.000 psi		
ID 20	**20/6-1600**	1.600 bar	23.200 psi					

© Copyright by SPIR STAR® | Révision: 09.11.2020

Pressure Range									
ID	*Hose Type*		*WP*	*Hose Type*		*WP*	*Hose Type*		*WP*

Hydraulic

pressure test equipment (valves, tooling and control panels)

2001 to 2500 bar WP									
ID 3	**3/4-2100**	2.100 bar	30.450 psi						
ID 4	**4/4**	2.200 bar	31.900 psi						
ID 5	**5/6**	2.500 bar	36.250 psi						
ID 8	**8/6**	2.100 bar	30.450 psi	**8/6H**	2.500 bar	36.250 psi	**8/6HDC1**	2.500 bar	36.250 psi
2500 to 4000 bar WP									
ID 3	**3/6**	2.800 bar	40.600 psi						
ID 4	**4/6**	2.800 bar	40.600 psi	**4/8**	3.200 bar	46.400 psi			
ID 5	**5/6H**	2.800 bar	40.600 psi	**5/6HDC1**	2.800 bar	40.600 psi	**5/6UHP-X-3035**	3.035 bar	44.000 psi
	5mmUHP	3.200 bar	46.400 psi	**5mmUHP-X**	4.000 bar	58.000 psi			
ID 6	**6/6H**	2.800 bar	40.600 psi	**6mmUHP**	3.200 bar	46.400 psi			
ID 8	**8/6UHP**	2.800 bar	40.600 psi	**8/6UHP-X**	3.035 bar	44.000 psi	**8mmUHP**	3.200 bar	46.400 psi
ID 10	**10mmUHP-X-3035**	3.035 bar	44.000 psi						
ID 13	**13mmUHP**	2.800 bar	40.600 psi						

© Copyright by SPIR STAR® | Révision: 09.11.2020

Pressure Range								
ID	*Hose Type*		*WP*	*Hose Type*		*WP*	*Hose Type*	*WP*

Hydraulic

hydraulic tools (instrumentation packages for gauges, control of service equipment, hydraulic jacks, hydraulic tools)

501 to 1040 bar WP								
ID 3	**3/2**	1.000 bar	14.500 psi					
ID 5	**5/2**	1.040 bar	15.080 psi	**5/2OK**	1.040 bar	15.080 psi	**5/4PPA**	1.035 bar 15.000 psi
ID 6	**6/2**	1.000 bar	14.500 psi	**6/2OK**	1.000 bar	14.500 psi	**6/3**	1.040 bar 15.080 psi
	6/2WM	690 bar	10.000 psi	**6/2WPPA**	690 bar	10.000 psi	**6/4PPA**	1.035 bar 15.000 psi
ID 8	**8/2W**	1.040 bar	15.080 psi	**8/2WL**	1.000 bar	14.500 psi	**8/2WM**	690 bar 10.000 psi
	8/4PPA	1.035 bar	15.000 psi					
ID 10	**10/2WM**	690 bar	10.000 psi	**10/4PPA**	1.035 bar	15.000 psi		
ID 13	**13/2W**	1.040 bar	15.080 psi	**13/2WM**	690 bar	10.000 psi	**13/2WPPA**	690 bar 10.000 psi
	13/4HPPA	860 bar	12.500 psi					
ID 16	**16/4**	1.040 bar	15.080 psi	**16/4PPA**	690 bar	10.000 psi		
ID 20	**20/2W**	760 bar	11.020 psi	**20/4**	1.040 bar	15.080 psi	**20/4PPA**	690 bar 10.000 psi
	20/6PPA	860 bar	12.500 psi					
ID 25	**25/2W**	640 bar	9.280 psi	**25/4**	900 bar	13.050 psi	**25/4PPA**	520 bar 7.500 psi
1041 to 1500 bar WP								
ID 3	**3/2-1100**	1.100 bar	15.950 psi					
ID 4	**4/2**	1.200 bar	17.400 psi	**4/2H-1400**	1.400 bar	20.300 psi	**4/2K**	1.200 bar 17.400 psi
	4/2W	1.400 bar	20.300 psi					
ID 5	**5/2H-1400**	1.400 bar	20.300 psi	**5/3**	1.120 bar	16.240 psi		
ID 6	**6/2-1100**	1.100 bar	15.950 psi	**6/2K**	1.120 bar	16.240 psi	**6/2W**	1.280 bar 18.560 psi
	6/2WL	1.200 bar	17.400 psi	**6/4**	1.500 bar	21.750 psi	**MAMBA**	1.200 bar 17.400 psi
ID 10	**10/2W**	1.100 bar	15.950 psi	**10/4**	1.500 bar	21.750 psi		
ID 13	**13/4**	1.300 bar	18.850 psi	**13/4H**	1.400 bar	20.300 psi		
1501 to 2000 bar WP								
ID 3	**3/4**	2.000 bar	29.000 psi					
ID 5	**5/4**	1.800 bar	26.100 psi	**COBRA**	1.800 bar	26.100 psi		
ID 6	**6/4-1650**	1.650 bar	23.925 psi					
ID 16	**16/6**	1.520 bar	22.040 psi					
2001 to 2500 bar WP								
ID 3	**3/4-2100**	2.100 bar	30.450 psi					
ID 4	**4/4**	2.200 bar	31.900 psi					
ID 5	**5/6**	2.500 bar	36.250 psi					

© Copyright by SPIR STAR® | Révision: 09.11.2020

Pressure Range									
ID	*Hose Type*		*WP*	*Hose Type*		*WP*	*Hose Type*		*WP*

Hydraulic

hydraulic tools (instrumentation packages for gauges, control of service equipment, hydraulic jacks, hydraulic tools)

2500 to 4000 bar WP									
ID 3	**3/6**	2.800 bar	40.600 psi						
ID 4	**4/6**	2.800 bar	40.600 psi	**4/8**	3.200 bar	46.400 psi			
ID 5	**5/6H**	2.800 bar	40.600 psi	**5/6HDC1**	2.800 bar	40.600 psi	**5/6UHP-X-3035**	3.035 bar	44.000 psi
ID 6	**6/6H**	2.800 bar	40.600 psi						

Hydraulic

hydroforming

2500 to 4000 bar WP									
ID 4	**4/8**	3.200 bar	46.400 psi						
ID 5	**5mmUHP**	3.200 bar	46.400 psi	**5mmUHP-X**	4.000 bar	58.000 psi			

Oil & Gas

grease injection

501 to 1040 bar WP									
ID 8	**8/2W**	1.040 bar	15.080 psi	**8/2WL**	1.000 bar	14.500 psi	**8/2WR**	1.040 bar	15.080 psi
ID 13	**13/2**	690 bar	10.005 psi	**13/2W**	1.040 bar	15.080 psi	**13/2WR**	1.040 bar	15.080 psi
ID 16	**16/4**	1.040 bar	15.080 psi						
ID 20	**20/2**	520 bar	7.540 psi	**20/2W**	760 bar	11.020 psi			
ID 25	**25/2W**	640 bar	9.280 psi						
1041 to 1500 bar WP									
ID 6	**6/2K**	1.120 bar	16.240 psi	**6/2W**	1.280 bar	18.560 psi	**6/2WL**	1.200 bar	17.400 psi
	6/4	1.500 bar	21.750 psi						
ID 8	**8/4**	1.500 bar	21.750 psi						
ID 10	**10/4**	1.500 bar	21.750 psi						
ID 13	**13/4**	1.300 bar	18.850 psi	**13/4H**	1.400 bar	20.300 psi			
1501 to 2000 bar WP									
ID 5	**5/4**	1.800 bar	26.100 psi						
ID 6	**6/4-1650**	1.650 bar	23.925 psi						
ID 16	**16/6**	1.520 bar	22.040 psi						

© Copyright by SPIR STAR® | Révision: 09.11.2020

Pressure Range								
ID	*Hose Type*		*WP*	*Hose Type*		*WP*	*Hose Type*	*WP*

Oil & Gas

methanol service (oil rigs, distribution panels, umbilicals)

501 to 1040 bar WP									
ID 5	**5/4PPA**	1.035 bar	15.000 psi	**5/4HT**	1.035 bar	15.000 psi			
ID 6	**6/2WM**	690 bar	10.000 psi	**6/2WPPA**	690 bar	10.000 psi	**6/4PPA**	1.035 bar	15.000 psi
	6/2WHT	690 bar	10.000 psi	**6/4HT**	1.035 bar	15.000 psi			
ID 8	**8/2WM**	690 bar	10.000 psi	**8/4PPA**	1.035 bar	15.000 psi	**8/2WHT**	690 bar	10.000 psi
	8/4HT	1.035 bar	15.000 psi						
ID 10	**10/2WM**	690 bar	10.000 psi	**10/4PPA**	1.035 bar	15.000 psi	**10/4HT**	1.035 bar	15.000 psi
ID 13	**13/2WM**	690 bar	10.000 psi	**13/2WPPA**	690 bar	10.000 psi	**13/4HPPA**	860 bar	12.500 psi
	13/4HHT	860 bar	12.500 psi						
ID 16	**16/4PPA**	690 bar	10.000 psi						
ID 20	**20/4PPA**	690 bar	10.000 psi	**20/6PPA**	860 bar	12.500 psi			
ID 25	**25/4PPA**	520 bar	7.500 psi						

© Copyright by SPIR STAR® | Révision: 09.11.2020

Pressure Range									
ID	*Hose Type*		*WP*	*Hose Type*		*WP*	*Hose Type*		*WP*

Oil & Gas

chemical injection

501 to 1040 bar WP									
ID 5	**5/4PPA**	1.035 bar	15.000 psi	**5/4HT**	1.035 bar	15.000 psi			
ID 6	**6/2WPPA**	690 bar	10.000 psi	**6/4PPA**	1.035 bar	15.000 psi	**6/2WHT**	690 bar	10.000 psi
	6/4HT	1.035 bar	15.000 psi						
ID 8	**8/4PPA**	1.035 bar	15.000 psi	**8/2WHT**	690 bar	10.000 psi	**8/4HT**	1.035 bar	15.000 psi
ID 10	**10/4PPA**	1.035 bar	15.000 psi	**10/4HT**	1.035 bar	15.000 psi			
ID 13	**13/2WPPA**	690 bar	10.000 psi	**13/4HPPA**	860 bar	12.500 psi	**13/4HHT**	860 bar	12.500 psi
ID 16	**16/4**	1.040 bar	15.080 psi	**16/4PPA**	690 bar	10.000 psi			
ID 20	**20/4**	1.040 bar	15.080 psi	**20/4PPA**	690 bar	10.000 psi	**20/6PPA**	860 bar	12.500 psi
ID 25	**25/4**	900 bar	13.050 psi	**25/4PPA**	520 bar	7.500 psi			
1041 to 1500 bar WP									
ID 6	**6/4**	1.500 bar	21.750 psi						
ID 8	**8/4**	1.500 bar	21.750 psi						
ID 10	**10/4**	1.500 bar	21.750 psi						
ID 13	**13/4**	1.300 bar	18.850 psi	**13/4H**	1.400 bar	20.300 psi			
ID 20	**20/6**	1.400 bar	20.300 psi						
ID 25	**25/6**	1.400 bar	20.300 psi						
1501 to 2000 bar WP									
ID 5	**5/4**	1.800 bar	26.100 psi						
ID 6	**6/4-1650**	1.650 bar	23.925 psi						
ID 16	**16/6**	1.520 bar	22.040 psi						
ID 20	**20/6-1600**	1.600 bar	23.200 psi						

© Copyright by SPIR STAR® | Révision: 09.11.2020

Pressure Range									
ID	*Hose Type*		*WP*	*Hose Type*		*WP*	*Hose Type*		*WP*

Oil & Gas

control of subsea hydraulic components

501 to 1040 bar WP									
ID 5	**5/4PPA**	1.035 bar	15.000 psi	**5/4HT**	1.035 bar	15.000 psi			
ID 6	**6/2WM**	690 bar	10.000 psi	**6/2WPPA**	690 bar	10.000 psi	**6/4PPA**	1.035 bar	15.000 psi
	6/2WHT	690 bar	10.000 psi	**6/4HT**	1.035 bar	15.000 psi			
ID 8	**8/2W**	1.040 bar	15.080 psi	**8/2WM**	690 bar	10.000 psi	**8/4PPA**	1.035 bar	15.000 psi
	8/2WHT	690 bar	10.000 psi	**8/4HT**	1.035 bar	15.000 psi			
ID 10	**10/2WM**	690 bar	10.000 psi	**10/4PPA**	1.035 bar	15.000 psi	**10/4HT**	1.035 bar	15.000 psi
ID 13	**13/2W**	1.040 bar	15.080 psi	**13/2WM**	690 bar	10.000 psi	**13/4HPPA**	860 bar	12.500 psi
	13/4HHT	860 bar	12.500 psi						
ID 16	**16/4**	1.040 bar	15.080 psi						
ID 20	**20/2W**	760 bar	11.020 psi						
ID 25	**25/2W**	640 bar	9.280 psi						
1041 to 1500 bar WP									
ID 6	**6/2K**	1.120 bar	16.240 psi	**6/2W**	1.280 bar	18.560 psi	**6/2WL**	1.200 bar	17.400 psi
	6/4	1.500 bar	21.750 psi						
ID 10	**10/2W**	1.100 bar	15.950 psi	**10/4**	1.500 bar	21.750 psi			
ID 13	**13/4**	1.300 bar	18.850 psi	**13/4H**	1.400 bar	20.300 psi			
1501 to 2000 bar WP									
ID 5	**5/4**	1.800 bar	26.100 psi						
ID 6	**6/4-1650**	1.650 bar	23.925 psi						

Oil & Gas

jumper/ subsea well control

501 to 1040 bar WP									
ID 5	**5/4PPA**	1.035 bar	15.000 psi	**5/4HT**	1.035 bar	15.000 psi			
ID 6	**6/2WM**	690 bar	10.000 psi	**6/2WPPA**	690 bar	10.000 psi	**6/4PPA**	1.035 bar	15.000 psi
	6/2WHT	690 bar	10.000 psi	**6/4HT**	1.035 bar	15.000 psi			
ID 8	**8/2WM**	690 bar	10.000 psi	**8/4PPA**	1.035 bar	15.000 psi	**8/2WHT**	690 bar	10.000 psi
	8/4HT	1.035 bar	15.000 psi						
ID 10	**10/2WM**	690 bar	10.000 psi	**10/4PPA**	1.035 bar	15.000 psi	**10/4HT**	1.035 bar	15.000 psi
ID 13	**13/2WM**	690 bar	10.000 psi	**13/2WPPA**	690 bar	10.000 psi	**13/4HPPA**	860 bar	12.500 psi
	13/4HHT	860 bar	12.500 psi						
ID 16	**16/4PPA**	690 bar	10.000 psi						
ID 20	**20/4PPA**	690 bar	10.000 psi	**20/6PPA**	860 bar	12.500 psi			
ID 25	**25/4PPA**	520 bar	7.500 psi						

© Copyright by SPIR STAR® | Révision: 09.11.2020

Pressure Range							
ID	*Hose Type*		*WP*	*Hose Type*	*WP*	*Hose Type*	*WP*

Oil & Gas

Connecting hose from dispenser to fuelling nozzle for gaseous compressed hydrogen

501 to 1040 bar WP					
ID 6	**6mm Hydrogen**	962,5 bar	13.956 psi		

Oil & Gas

Transferhose for Hydrogen

501 to 1040 bar WP					
ID 16	**16mm Hydrogen**	600 bar	8.700 psi		

Automotive

hot glue dispensing

0 to 500 bar WP					
ID 6	**6/2KF**	500 bar	7.250 psi		
ID 8	**8/2KF**	475 bar	6.888 psi		
ID 10	**10/2KF**	475 bar	6.888 psi		
ID 13	**13/2KF**	450 bar	6.525 psi		
ID 16	**16/2KF**	400 bar	5.800 psi		
ID 20	**20/2KF**	300 bar	4.350 psi		
ID 25	**25/2KF**	275 bar	3.988 psi		
ID 32	**32/2KF**	250 bar	3.625 psi		

Hydrogen

hydrogen service

501 to 1040 bar WP					
ID 6	**6mm Hydrogen**	962,5 bar	13.956 psi		
ID 16	**16mm Hydrogen**	600 bar	8.700 psi		

Automotive

Petrochemicals

0 to 500 bar WP					
ID 6	**6/2KF**	500 bar	7.250 psi		
ID 8	**8/2KF**	475 bar	6.888 psi		
ID 10	**10/2KF**	475 bar	6.888 psi		
ID 13	**13/2KF**	450 bar	6.525 psi		
ID 16	**16/2KF**	400 bar	5.800 psi		
ID 20	**20/2KF**	300 bar	4.350 psi		
ID 25	**25/2KF**	275 bar	3.988 psi		
ID 32	**32/2KF**	250 bar	3.625 psi		

© Copyright by SPIR STAR® | Révision: 09.11.2020

Pressure Range							
ID	*Hose Type*		*WP*	*Hose Type*	*WP*	*Hose Type*	*WP*

Hydrogen

Connecting hose from dispenser to fuelling nozzle for gaseous compressed hydrogen

501 to 1040 bar WP					
ID 6	**6mm Hydrogen**	962,5 bar	13.956 psi		

Automotive

Plant engineering and construction

0 to 500 bar WP					
ID 6	**6/2KF**	500 bar	7.250 psi		
ID 8	**8/2KF**	475 bar	6.888 psi		
ID 10	**10/2KF**	475 bar	6.888 psi		
ID 13	**13/2KF**	450 bar	6.525 psi		
ID 16	**16/2KF**	400 bar	5.800 psi		
ID 20	**20/2KF**	300 bar	4.350 psi		
ID 25	**25/2KF**	275 bar	3.988 psi		
ID 32	**32/2KF**	250 bar	3.625 psi		

Hydrogen

Transferhose for Hydrogen

501 to 1040 bar WP					
ID 16	**16mm Hydrogen**	600 bar	8.700 psi		

Automotive

Foaming technology

0 to 500 bar WP					
ID 6	**6/2KF**	500 bar	7.250 psi		
ID 8	**8/2KF**	475 bar	6.888 psi		
ID 10	**10/2KF**	475 bar	6.888 psi		
ID 13	**13/2KF**	450 bar	6.525 psi		
ID 16	**16/2KF**	400 bar	5.800 psi		
ID 20	**20/2KF**	300 bar	4.350 psi		
ID 25	**25/2KF**	275 bar	3.988 psi		
ID 32	**32/2KF**	250 bar	3.625 psi		

Hydrogen

Trailer filling

501 to 1040 bar WP					
ID 16	**16mm Hydrogen**	600 bar	8.700 psi		

© Copyright by SPIR STAR® | Révision: 09.11.2020

Pressure Range							
ID	*Hose Type*		*WP*	*Hose Type*	*WP*	*Hose Type*	*WP*

Automotive

Transfer hose

0 to 500 bar WP					
ID 6	**6/2KF**	500 bar	7.250 psi		
ID 8	**8/2KF**	475 bar	6.888 psi		
ID 10	**10/2KF**	475 bar	6.888 psi		
ID 13	**13/2KF**	450 bar	6.525 psi		
ID 16	**16/2KF**	400 bar	5.800 psi		
ID 20	**20/2KF**	300 bar	4.350 psi		
ID 25	**25/2KF**	275 bar	3.988 psi		
ID 32	**32/2KF**	250 bar	3.625 psi		

© Copyright by SPIR STAR® | Révision: 09.11.2020

Table of Pressure Drop Figures

ID / Flow	3 mm 0,118 inch	4 mm 0,157 inch	5 mm 0,197 inch	6 mm 0,236 inch	8 mm 0,315 inch	10 mm 0,394 inch	13 mm 0,512 inch	16 mm 0,630 inch	20 mm 0,787 inch	25 mm 0,984 inch
3 l/min	22 bar									
5 l/min	53 bar	14 bar								
10 l/min	180 bar	46 bar	16 bar							
15 l/min	365 bar	93 bar	32 bar							
20 l/min		154 bar	53 bar	22 bar						
30 l/min		313 bar	109 bar	46 bar	12 bar					
40 l/min			180 bar	76 bar	19 bar					
50 l/min			265 bar	112 bar	28 bar	10 bar				
100 l/min				375 bar	96 bar	33 bar	10 bar			
150 l/min					195 bar	67 bar	19 bar	7 bar		
200 l/min					322 bar	112 bar	32 bar	12 bar	4 bar	
300 l/min						227 bar	65 bar	24 bar	8 bar	3 bar
500 l/min							159 bar	59 bar	21 bar	7 bar

ID / Flow	3 mm 0,118 inch	4 mm 0,157 inch	5 mm 0,197 inch	6 mm 0,236 inch	8 mm 0,315 inch	10 mm 0,394 inch	13 mm 0,512 inch	16 mm 0,630 inch	20 mm 0,787 inch	25 mm 0,984 inch
3 l/min	319 psi									
5 l/min	745 psi	203 psi								
10 l/min		667 psi								
15 l/min		1349 psi	464 psi							
20 l/min		2234 psi	769 psi	319 psi						
30 l/min		4540 psi	1581 psi	667 psi	174 psi					
40 l/min			2611 psi	1102 psi	276 psi					
50 l/min			3845 psi	1624 psi	406 psi	145 psi				
100 l/min				5439 psi	1392 psi	479 psi	145 psi			
150 l/min					2828 psi	972 psi	276 psi	102 psi		
200 l/min					4670 psi	1624 psi	464 psi	174 psi	58 psi	
300 l/min						3292 psi	943 psi	348 psi	116 psi	44 psi
500 l/min							2306 psi	856 psi	305 psi	102 psi

ID / Flow	3 mm 0,118 inch	4 mm 0,157 inch	5 mm 0,197 inch	6 mm 0,236 inch	8 mm 0,315 inch	10 mm 0,394 inch	13 mm 0,512 inch	16 mm 0,630 inch	20 mm 0,787 inch	25 mm 0,984 inch
0,5 gal/min	143 psi	37 psi								
1 gal/min	481 psi	124 psi	42 psi							
3 gal/min	3288 psi	847 psi	288 psi	122 psi						
4 gal/min		1404 psi	477 psi	202 psi	51 psi					
5 gal/min		2071 psi	705 psi	299 psi	76 psi					
8 gal/min			1604 psi	680 psi	173 psi	60 psi				
10 gal/min			2370 psi	1005 psi	255 psi	88 psi				
15 gal/min				2043 psi	518 psi	179 psi	52 psi			
25 gal/min				4995 psi	1267 psi	438 psi	127 psi			
40 gal/min					2885 psi	996 psi	290 psi	107 psi	37 psi	
50 gal/min						1472 psi	428 psi	158 psi	55 psi	
80 gal/min						3352 psi	975 psi	361 psi	125 psi	43 psi
150 gal/min							2928 psi	1083 psi	376 psi	130 psi

These pressure drop figures refer to a hose of 30 ft length. The medium is water at a temperature of 70 °F. In the part of the table marked red the flow velocity exceeds 15 m/s. This information is supplied without liability.

JIC		
JIC Size	**Offshore Description**	**Thread on Hose Assembly**
#3	3/16“	3/8"x24 UNF
#4	1/4“	7/16“x20 UNF
#5		1/2“x20 UNF
#6	3/8“	9/16“x18 UNF
#8	1/2“	3/4“x16 UNF
#10	5/8“	7/8“x14 UNF
#12	3/4“	1 1/16“x12 UNF
#16	1“	1 5/16“x12 UNF

Metric Female Swivel		
Inner Diameter mm	**Series: light & heavy**	
	Tube Outer-Ø	**Thread on Swivel Nut**
5	8 S	M16x1.5
6	10 S	M18x1.5
8	12 S	M20x1.5
10	14 S	M22x1.5
12	16 S	M24x1.5
16	20 S	M30x2
20	25 S	M36x2
25	30 S	M42x2

© Copyright by SPIR STAR® | Revision 03.11.2020

Metric Male Thread		
Thread Size	**Coarse-Pitch Thread**	**Fine-Pitch Thread**
M6	M6x1	
M7	M7x1	
M8	M8x1.25	
M10	M10x1.5	M10x1
M12	M12x1.75	M12x1.25

High-Pressure and Medium-Pressure Connection			
HP Connection	**Thread on Gland Nut**	**MP Connection**	**Thread on Gland Nut**
1/4”	9/16”x18 UNF	1/4”	7/16”x20 UNF
3/8”	3/4”x16 UNF	3/8”	9/16”x18 UNF
9/16”	1 1/8”x12 UNF	9/16”	13/16”x16 UNF
		3/4”	3/4”x14 NPSM
		1”	1 3/8”x12 UNF

© Copyright by SPIR STAR® | Revision 03.11.2020

SPIR STAR® AG - WORLDWIDE

FRANCE
SPIR STAR® FRANCE SAS
67500 Haguenau
+33 (0) 388-9322 23
spirstar@spirstar.fr

USA
SPIR STAR® Ltd.
Houston, Texas, 77064
+1 (0) 281-664 7800
info@spirstar.com

GERMANY
Headquarters
SPIR STAR® AG
64668 Rimbach (Mitlechtern)
+49 (0) 6253-9889 0
info@spirstar.de

ASIA
SPIR STAR® ASIA PTE Ltd.
Singapore, 628833
+65 (0) 6-265 3011
sales@spirstarasia.com

CHINA
SPIR STAR® CHINA Co., Ltd.
Shanghai, 201108
+86 (0) 21-3463 5159
sales@spirstarchina.com

WWW.SPIRSTAR.DE